

# National Weekly Cattle And Beef Summary

Des Moines, Iowa  
For Week Ending:

Mon May 18, 2026  
5/15/2026

## USDA Livestock, Poultry & Grain Market News

This Week Prior Week Last Year

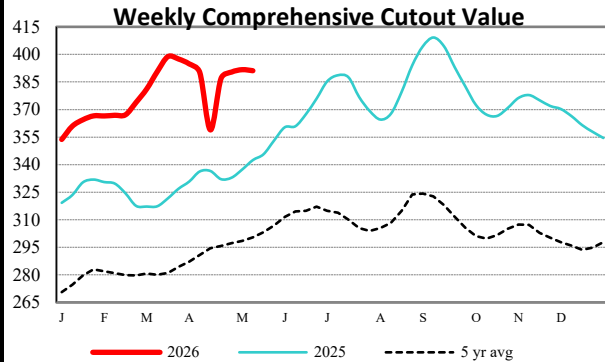
### LM XB463

#### NATIONAL COMPREHENSIVE BOXED BEEF

CUTOUT VALUES	391.12	391.39	345.64
Primal Rib	545.60	543.59	564.44
Primal Chuck	331.49	329.78	271.83
Primal Round	328.64	327.30	278.29
Primal Loin	515.59	521.78	478.12

### WEEKLY COMPREHENSIVE ITEM SUMMARY

Select & Choice Spot Market Loads	446
Comprehensive Loads	3246
CH&SE Percent of the Comprehensive	14%



### LMR Cattle Purchase Type Breakdown

	2025	National	5-Area	TX/OK/NM*	KS	NE	IA
<b>Negotiated</b>	17.8	18.2	4.1	7.9	26.5	48.7	
<b>Formula</b>	63.3	66.0	87.8	79.3	54.7	20.1	
<b>Forward Contract</b>	9.0	5.7	2.0	2.9	7.7	15	
<b>Negotiated Grid</b>	9.9	10.1	6.1	9.9	11.1	16.2	

\* Includes only Q1-Q3 due to 3/70/20 confidentiality guidelines

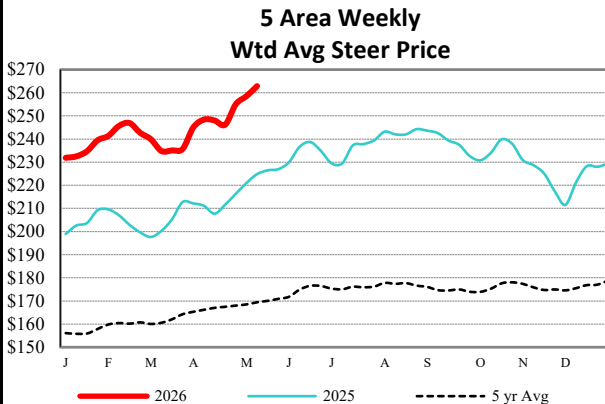
### National Weekly Fed Cattle Comprehensive Report

### National Weekly Fed Cattle Comprehensive CSV Report

### LM CT 169

#### DIRECT CATTLE PREMIUM AND DISCOUNTS

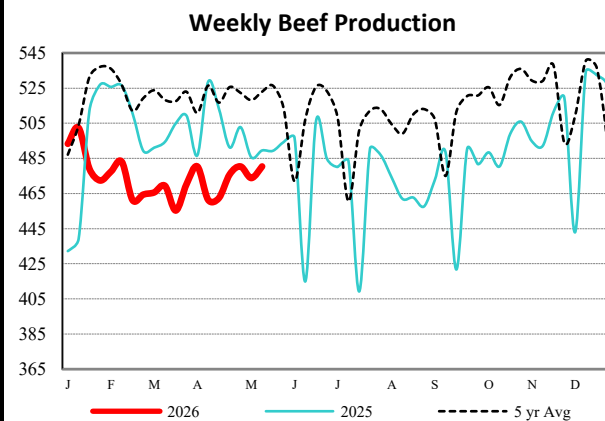
Prime	12.18	12.18	13.25
Choice	0.00	0.00	0.00
Select	(3.90)	(4.36)	(16.41)
Standard	(20.21)	(20.67)	(31.78)
CAB	4.65	4.65	5.21



### LM CT 150

#### 5 AREA WEEKLY WEIGHTED CATTLE PRICE

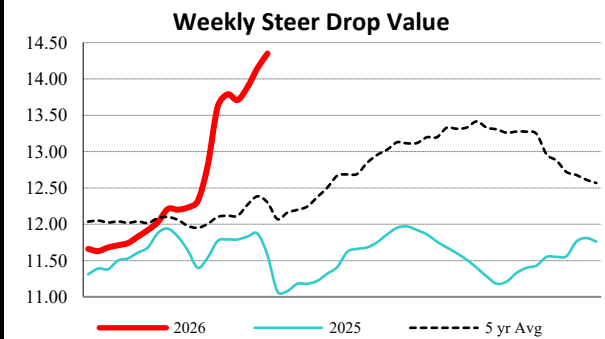
Live Steer	262.85	258.52	226.45
Live Heifer	262.44	258.13	225.18
Dressed Steer	411.07	402.50	357.67
Dressed Heifer	413.42	403.25	357.59



### NW LS441

#### USDA BY-PRODUCT DROP VALUE (STEER)

	14.35	14.15	11.07
--	-------	-------	-------



### SJ LS712

#### WEEKLY ESTIMATED BEEF PRODUCTION

5/15/2026	(Estimate)	(Estimate)	(Actual)
Slaughter	535,000	527,000	566,000
Live Weights	1468	1471	1423
Dressed Weights	900	901	871
Beef Production (mil lbs)	480.4	473.8	491.9

#### LMR CH & up Grading %, Weights, and Dressing % (Formula, Forward Contract & Grid Net Purchases Based on State of Origin for WE today)

Beef Type Str/Hfr:	Grading	Carcass Wt	Dressing
TX/OK/NM	84.41%	937.0	64.36%
Kansas	89.23%	953.8	64.08%
Nebraska	92.67%	978.2	63.97%
Colorado	91.04%	957.5	63.72%
IA/MN	93.21%	983.3	63.58%
Dairybred Str/Hfr:			
National	86.30%	880.6	60.49%

## USDA Livestock, Poultry & Grain Market News

Des Moines, Iowa

Phone: 515-284-4460

Email: [desm.lgmn@usda.gov](mailto:desm.lgmn@usda.gov)

[www.ams.usda.gov/LSMarketNews](http://www.ams.usda.gov/LSMarketNews)