

AUCTION SUMMARY

AMS 1829		2,331	Thursday
Apache Livestock Apache, OK			
Feeder Steers 600-700 lbs	415.00-440.00	Feeder Heifers 400-500 lbs	455.00-500.00
Medium & Large #1 700-800 lbs	360.00-397.00	Medium & Large #1 500-600 lbs	387.50-460.00
800-900 lbs	325.00-365.50	600-700 lbs	365.00-395.00
900-1000 lbs	341.50	700-800 lbs	335.00-363.00
1000-1100 lbs	310.00-318.50	800-900 lbs	318.00

AMS 1891		2,123	Thursday
Winter Livestock Pratt, KS			
Feeder Steers 500-600 lbs	420.00-507.50	Feeder Heifers 400-500 lbs	478.00-507.50
Medium & Large #1 600-700 lbs	388.00-443.00	Medium & Large #1 500-600 lbs	393.00-407.50
700-800 lbs	368.00-397.00	600-700 lbs	359.00-382.50
800-900 lbs	338.00-365.00	700-800 lbs	328.75-368.00
900-1000 lbs	334.00-357.00	800-900 lbs	317.50-335.00

AMS 1892		2,034	Thursday
Farmers and Ranchers Livestock Comm Salina, KS			
Feeder Steers 500-600 lbs	442.50-540.00	Feeder Heifers 400-500 lbs	474.00-540.00
Medium & Large #1 600-700 lbs	415.00-454.00	Medium & Large #1 500-600 lbs	438.00-480.00
700-800 lbs	371.00-410.00	600-700 lbs	367.50-425.00
800-900 lbs	342.50-373.75	700-800 lbs	348.00-381.00
900-1000 lbs	323.00-346.00	800-900 lbs	324.00-348.00

CHICAGO MERCANTILE EXCHANGE LIVESTOCK FUTURES SETTLEMENTS Friday

<u>Live Cattle</u>		<u>Change</u>	<u>Feeder Cattle</u>		<u>Change</u>
Jun	253.900	1.825	May	368.675	1.100
Aug	247.925	1.775	Aug	361.450	3.450
Oct	239.875	1.800	Sep	359.175	3.950

CHICAGO BOARD OF TRADE GRAIN FUTURES SETTLEMENTS Friday

<u>Corn</u>		<u>Change</u>	<u>Soybeans</u>		<u>Change</u>
Jul	4.5575	(0.1175)	Jul	11.7700	(0.1550)
Sep	4.6300	(0.1125)	Aug	11.7650	(0.1325)
Dec	4.8100	(0.1025)	Sep	11.6275	(0.1250)

KANSAS CITY BOARD OF TRADE		<u>Wheat</u>		<u>Change</u>
		Jul	6.8800	(0.1725)
		Sep	6.9750	(0.1850)
		Dec	7.1125	(0.1925)

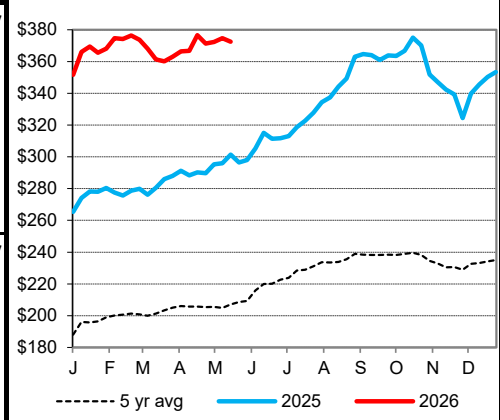
AMS 2466 Friday			
5 AREA WKLY ACCUMULATED WTD AVG SLAUGHTER CATTLE PRICE			
	<u>Head Count</u>	<u>Avg Weight</u>	<u>Avg Price</u>
Live Steer	30,039	1,552	262.77
Live Heifer	13,315	1,374	262.32
Dressed Steer	11,825	1,018	411.07
Dressed Heifer	3,208	893	413.42

AMS 2453 Friday			
DAILY ESTIMATED BOXED BEEF CUTOUT VALUES			
<u>Choice</u>	<u>Select</u>	<u>Choice Cuts</u>	77 loads
<u>600-900#</u>	<u>600-900#</u>	<u>Select Cuts</u>	7 loads
389.25	389.25	<u>Trimmings</u>	4 loads
1.80	0.25	<u>Grinds</u>	14 loads

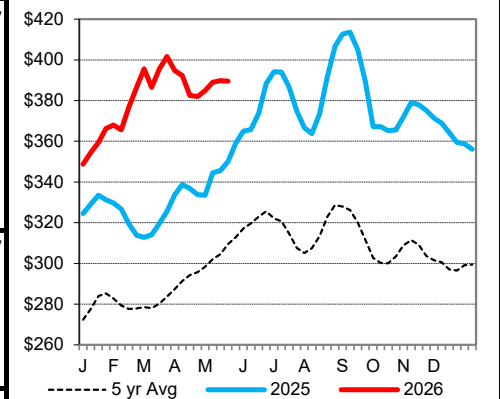
AMS 3208		
ESTD DAILY CATTLE SLAUGHTER		
Friday	100,000	Sat. 9000
Week Ago (est)	92,000	13,000
Year Ago (act)	104,000	2,000
Wk to date (est)	526,000	535,000
Last Week (est)	514,000	527,000
Last Year (est)	564,000	566,000
Previous Day Estimated:	Steer and Heifer	87,000
	Cow and Bull	21,000

AMS 1909		Thursday
New Holland Livestock New Holland, PA		
	<u>Avg Dressing</u>	<u>Price</u>
	<u>Pct Lean</u>	
Breaking	75-80	170.00-186.00
Boning	80-85	152.00-185.00
Lean	85-90	130.00-166.00

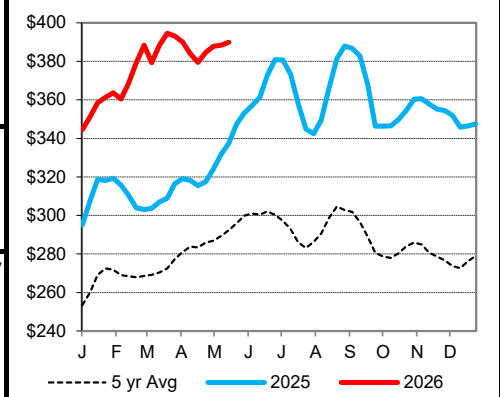
CME Feeder Cattle Index



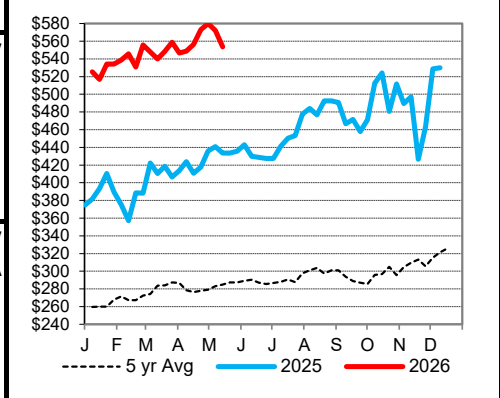
Weekly Choice Cutout



Weekly Select Cutout



Oklahoma City 400-500 lb Steer Price



St. Joseph, Missouri
 Phone: 816-676-7000
 Email: stjoe.lpgmn@usda.gov
<http://www.ams.usda.gov/LSMarketNews>