

AMS 2453/LM XB403

DAILY ESTIMATED CUTOUT VALUES

	Choice 600-900#	Select 600-900#	Choice/Select Spread (1.55)
Current Cutout Values:	387.45	389.00	
Change from prior day:	(-1.23)	0.42	
Primal Rib	527.99	551.53	
Primal Chuck	331.45	338.62	
Primal Round	330.71	327.80	
Primal Loin	508.56	495.47	
Primal Brisket	349.49	352.04	
Primal Short Plate	307.35	307.35	
Primal Flank	239.76	240.98	

Load Count:	
Total	99
Choice	75
Select	6
Trimming	11
Grinds	8

Fresh 50% Trimmings 11 Loads @ 188.12

AMS 2829/NW LS441

USDA BY-PRODUCT DROP VALUE (STEER) - DAILY

14.70 **Change:** 0.68

AMS 2466/LM CT100

5 AREA WEEKLY ACCUMULATED WEIGHTED AVG CATTLE PRICE

<i>As of 10:00 am</i>	Head Count	Avg Weight	Avg Price
Live Steer	24,728	1,549	262.30
Live Heifer	10,916	1,363	261.78
Dressed Steer	9,648	1,020	410.32
Dressed Heifer	2,476	894	412.96

AMS 3208/SJ LS710

DAILY CATTLE SLAUGHTER

Today	108,000	
Week Ago	109,000	
Year Ago (act)	121,535	
Week to Date	426,000	
Same Period Last Week	422,000	
Same Period Last Year	460,262	
Previous Day	Steer and Heifer 89,000	Cow and Bull 19,000

AMS 3209/SJ LS712

BEEF PRODUCTION	5/9/2026 (Estimate)	Last Week (Estimate)	(Actual)
Slaughter	527,000	534,000	561,000
Live Weights	1471	1472	1429
Dressed Weights	901	901	873
Beef Production (millions of pounds)	474	480	488

AMS 2825/NW LS410

USDA BEEF CARCASS PRICE EQUIVALENT INDEX VALUE

	Choice 600-900#	Select 600-900#	Dressing percent:	
			Steer	Heifer
Change	0.11	0.94	63.50	63.37

AMS 2455/LM XB405

USDA NATIONAL CUTTER COW CARCASS CUTOUT

358.58 2.81 **90% Lean** 458.24

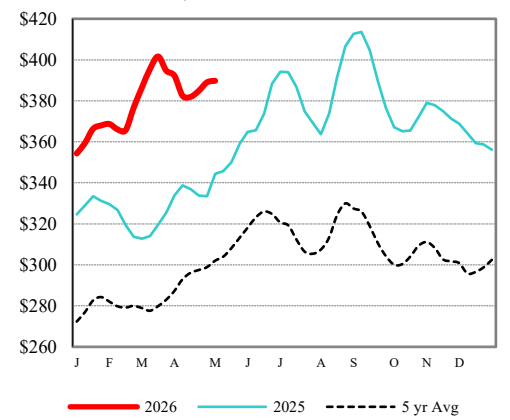
CME LIVE CATTLE

	High	Low	Change	Settle
APR	N/A			
JUN	N/A			
AUG	N/A			

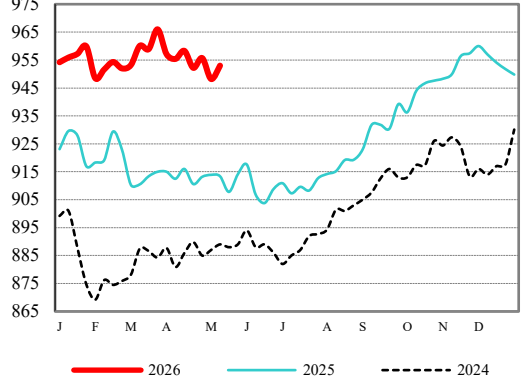
CME FEEDER CATTLE

	High	Low	Change	Settle
APR	N/A			
MAY	N/A			
AUG	N/A			

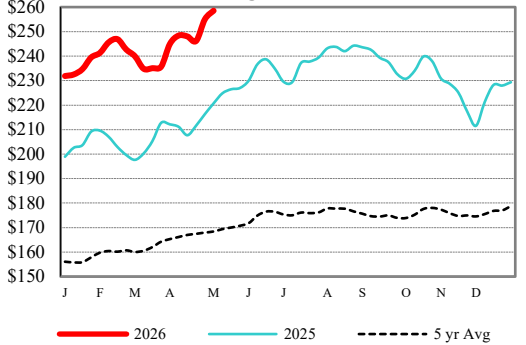
Weekly Choice Cutout



LMR Steer/Heifer Dressed Weights



5 Area Weekly Wtd Avg Steer Price



Weekly Ch/Se Spread

