

[AMS 2453/LM XB403](#)

DAILY ESTIMATED CUTOUT VALUES

	Choice <u>600-900#</u>	Select <u>600-900#</u>	Choice/Select Spread
Current Cutout Values:	388.68	388.58	
Change from prior day:	(-2.05)	(-2.69)	

	Choice	Select	Load Count:
Primal Rib	524.76	550.11	
Primal Chuck	334.05	336.66	Choice 85
Primal Round	330.79	326.48	Select 11
Primal Loin	513.43	499.18	Trimming 11
Primal Brisket	346.04	352.07	Grinds 11
Primal Short Plate	304.80	304.80	
Primal Flank	243.36	241.21	

Fresh 50% Trimmings 11 Loads @ 186.46

[AMS 2829/NW LS441](#)

USDA BY-PRODUCT DROP VALUE (STEER) - DAILY

14.02 **Change:** (-0.13)

[AMS 2466/LM CT100](#)

5 AREA WEEKLY ACCUMULATED WEIGHTED AVG CATTLE PRICE

As of 10:00 am

	Head Count	Avg Weight	Avg Price
Live Steer	6,584	1,469	259.92
Live Heifer	2,899	1,373	259.53
Dressed Steer	542	997	400.00
Dressed Heifer	110	891	401.82

[AMS 3208/SJ LS710](#)

DAILY CATTLE SLAUGHTER

Today	108,000
Week Ago	108,000
Year Ago (act)	119,780
Week to Date	318,000
Same Period Last Week	313,000
Same Period Last Year	338,727
Previous Day	Steer and Heifer 86,000 Cow and Bull 22,000

[AMS 3209/SJ LS712](#)

	5/9/2026	Last Week	(Actual)
BEEF PRODUCTION	(Estimate)	(Estimate)	
Slaughter	527,000	534,000	561,000
Live Weights	1471	1472	1429
Dressed Weights	901	901	873
Beef Production (millions of pounds)	474	480	488

[AMS 2825/NW LS410](#)

USDA BEEF CARCASS PRICE EQUIVALENT INDEX VALUE

	Choice <u>600-900#</u>	Select <u>600-900#</u>	Dressing percent:	
			<u>Steer</u>	<u>Heifer</u>
Change	(-0.89)	(-1.21)	63.48	63.33

[AMS 2455/LM XB405](#)

USDA NATIONAL CUTTER COW CARCASS CUTOUT

355.77 2.50 **90% Lean** 454.02

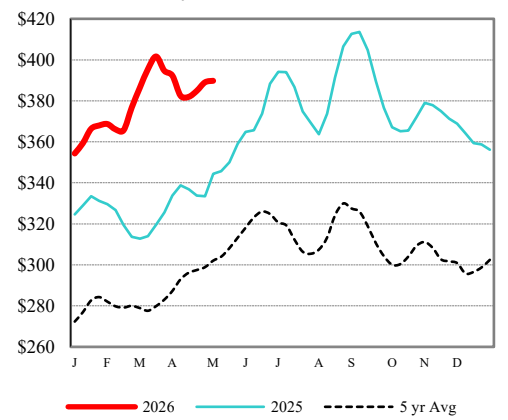
CME LIVE CATTLE

	High	Low	Change	Settle
APR	N/A			
JUN	N/A			
AUG	N/A			

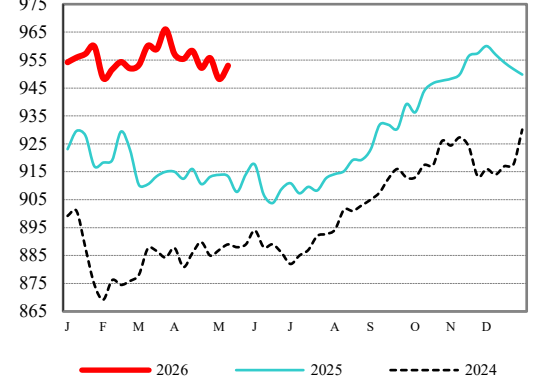
CME FEEDER CATTLE

	High	Low	Change	Settle
APR	N/A			
MAY	N/A			
AUG	N/A			

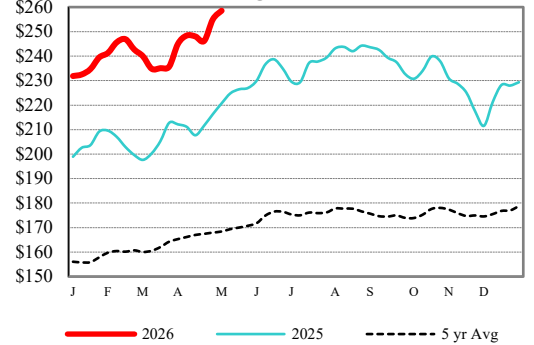
Weekly Choice Cutout



LMR Steer/Heifer Dressed Weights



5 Area Weekly Wtd Avg Steer Price



Weekly Ch/Se Spread

