

[AMS 2453/LM XB403](#)

DAILY ESTIMATED CUTOUT VALUES

| | Choice 600-900# | Select 600-900# | Choice/Select Spread (0.54) |
|------------------------|--------------------|--------------------|--------------------------------|
| Current Cutout Values: | 390.73 | 391.27 | |
| Change from prior day: | (-0.49) | (-0.22) | |
| Primal Rib | 532.46 | 547.80 | |
| Primal Chuck | 333.47 | 336.84 | |
| Primal Round | 332.54 | 331.72 | |
| Primal Loin | 517.10 | 507.78 | |
| Primal Brisket | 345.86 | 347.21 | |
| Primal Short Plate | 306.58 | 306.58 | |
| Primal Flank | 245.11 | 241.96 | |
| Load Count: | | | |
| Total | 96 | | |
| Choice | 70 | | |
| Select | 14 | | |
| Trimming | 5 | | |
| Grinds | 7 | | |

Fresh 50% Trimmings 5 Loads @ 192.50

[AMS 2829/NW LS441](#)

USDA BY-PRODUCT DROP VALUE (STEER) - DAILY

14.15 Change: (-0.03)

[AMS 2466/LM CT100](#)

5 AREA WEEKLY ACCUMULATED WEIGHTED AVG CATTLE PRICE

| As of 10:00 am | Head Count | Avg Weight | Avg Price |
|----------------|------------|------------|-----------|
| Live Steer | 749 | 1,507 | 259.71 |
| Live Heifer | 117 | 1,283 | 260.00 |
| Dressed Steer | 397 | 975 | 400.00 |
| Dressed Heifer | 110 | 891 | 401.82 |

[AMS 3208/SJ LS710](#)

DAILY CATTLE SLAUGHTER

| | | |
|-----------------------|-------------------------|--------|
| Today | 108,000 | |
| Week Ago | 107,000 | |
| Year Ago (act) | 121,654 | |
| Week to Date | 210,000 | |
| Same Period Last Week | 205,000 | |
| Same Period Last Year | 218,947 | |
| Previous Day | Steer and Heifer | 87,000 |
| | Cow and Bull | 15,000 |

[AMS 3209/SJ LS712](#)

| | 5/9/2026 (Estimate) | Last Week (Estimate) | (Actual) |
|--------------------------------------|------------------------|-------------------------|----------|
| BEEF PRODUCTION | | | |
| Slaughter | 527,000 | 534,000 | 561,000 |
| Live Weights | 1471 | 1472 | 1429 |
| Dressed Weights | 901 | 901 | 873 |
| Beef Production (millions of pounds) | 474 | 480 | 488 |

[AMS 2825/NW LS410](#)

USDA BEEF CARCASS PRICE EQUIVALENT INDEX VALUE

| | Choice 600-900# | Select 600-900# | Dressing percent: | |
|--------|---------------------|---------------------|-------------------|--------|
| | | | Steer | Heifer |
| Change | \$383.31 (-0.20) | \$379.81 (-0.06) | 63.49 | 63.33 |

[AMS 2455/LM XB405](#)

USDA NATIONAL CUTTER COW CARCASS CUTOUT

353.27 (-6.30) 90% Lean 448.62

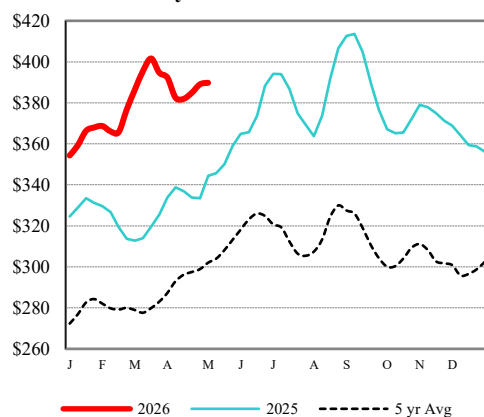
CME LIVE CATTLE

| | High | Low | Change | Settle |
|-----|------|-----|--------|--------|
| APR | N/A | | | |
| JUN | N/A | | | |
| AUG | N/A | | | |

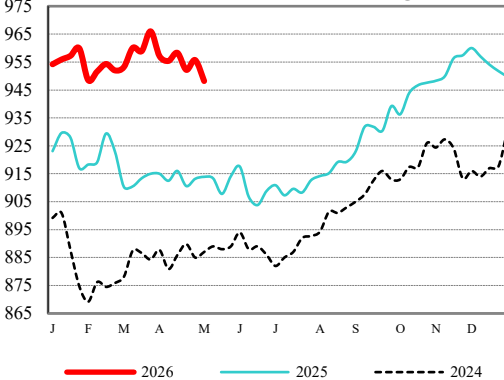
CME FEEDER CATTLE

| | High | Low | Change | Settle |
|-----|------|-----|--------|--------|
| APR | N/A | | | |
| MAY | N/A | | | |
| AUG | N/A | | | |

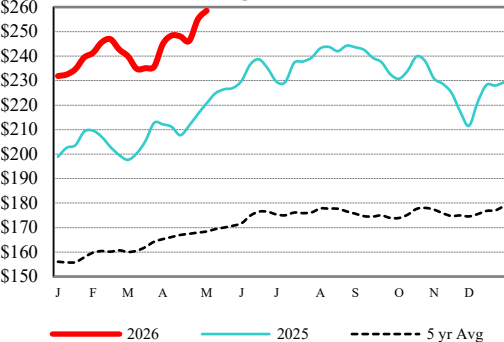
Weekly Choice Cutout



LMR Steer/Heifer Dressed Weights



5 Area Weekly Wtd Avg Steer Price



Weekly Ch/Se Spread

