

**AMS 2453/LM XB403**

**DAILY ESTIMATED CUTOUT VALUES**

	<b>Choice</b> <u>600-900#</u>	<b>Select</b> <u>600-900#</u>	<b>Choice/Select Spread</b>	
Current Cutout Values:	391.22	391.49	<b>(0.27)</b>	
Change from prior day:	2.83	6.48		
Primal Rib	535.89	542.90	<b>Load Count:</b> Total 102 Choice 58 Select 13 Trimmings 15 Grinds 16	
Primal Chuck	332.63	333.21		
Primal Round	331.31	332.85		
Primal Loin	517.38	512.78		
Primal Brisket	348.86	346.33		
Primal Short Plate	314.64	314.64		
Primal Flank	240.52	242.07		

Fresh 50% Trimmings 15 Loads @ 190.24

**AMS 2829/NW LS441**

**USDA BY-PRODUCT DROP VALUE (STEER) - DAILY**

14.18 **Change:** unch

**AMS 2466/LM CT100**

**5 AREA WEEKLY ACCUMULATED WEIGHTED AVG CATTLE PRICE**

<i>As of 10:00 am</i>	<u>Head Count</u>	<u>Avg Weight</u>	<u>Avg Price</u>
Live Steer	35,410	1,555	258.52
Live Heifer	16,526	1,391	258.13
Dressed Steer	13,823	1,019	402.50
Dressed Heifer	2,723	908	403.25

**AMS 3208/SJ LS710**

**DAILY CATTLE SLAUGHTER**

<b>Today</b>	102,000			
Week Ago	98,000			
Year Ago (act)	97,293			
Week to Date	102,000			
Same Period Last Week	98,000			
Same Period Last Year	97,293		<b>Friday</b>	<b>Saturday</b>
<b>Previous Day</b>	<b>Steer and Heifer</b>		73,000	13,000
	<b>Cow and Bull</b>		19,000	0

**AMS 3209/SJ LS712**

<b>BEEF PRODUCTION</b>	<b>5/9/2026</b> (Estimate)	<b>Last Week</b> (Estimate)	<b>(Actual)</b>
Slaughter	527,000	534,000	561,000
Live Weights	1471	1472	1429
Dressed Weights	901	901	873
Beef Production (millions of pounds)	474	480	488

**AMS 2825/NW LS410**

**USDA BEEF CARCASS PRICE EQUIVALENT INDEX VALUE**

	<b>Choice</b> <u>600-900#</u>	<b>Select</b> <u>600-900#</u>	<b>Dressing percent:</b>	
			<u>Steer</u>	<u>Heifer</u>
Change	2.11	3.84	63.49	63.33

**AMS 2455/LM XB405**

**USDA NATIONAL CUTTER COW CARCASS CUTOUT**

359.57 1.04 **90% Lean** 460.46

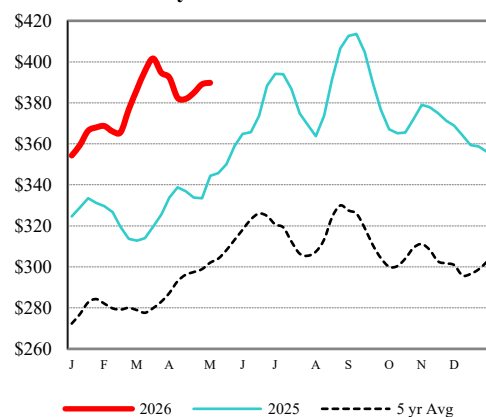
**CME LIVE CATTLE**

	<u>High</u>	<u>Low</u>	<u>Change</u>	<u>Settle</u>
APR	N/A			
JUN	N/A			
AUG	N/A			

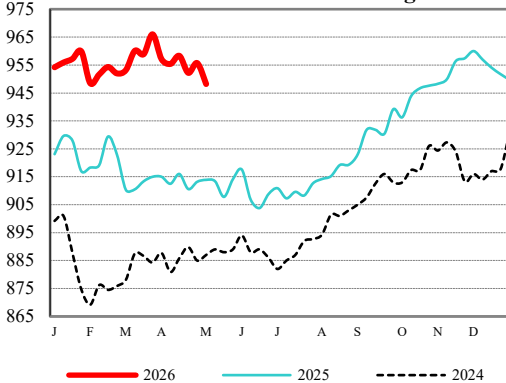
**CME FEEDER CATTLE**

	<u>High</u>	<u>Low</u>	<u>Change</u>	<u>Settle</u>
APR	N/A			
MAY	N/A			
AUG	N/A			

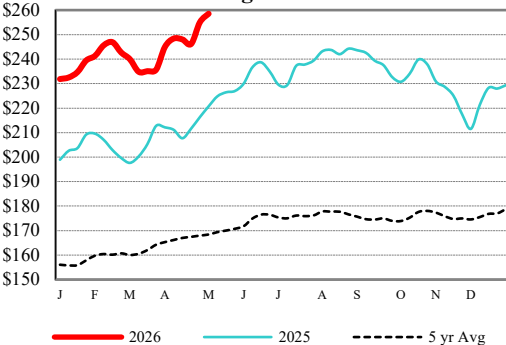
**Weekly Choice Cutout**



**LMR Steer/Heifer Dressed Weights**



**5 Area Weekly Wtd Avg Steer Price**



**Weekly Ch/Se Spread**

