

AMS 2453/LM XB403

DAILY ESTIMATED CUTOUT VALUES

	Choice <u>600-900#</u>	Select <u>600-900#</u>	Choice/Select Spread
Current Cutout Values:	388.39	385.01	3.38
Change from prior day:	1.45	0.59	
Primal Rib	531.64	522.61	
Primal Chuck	329.62	328.72	
Primal Round	329.50	332.29	
Primal Loin	515.00	503.08	
Primal Brisket	348.21	345.81	
Primal Short Plate	309.48	309.48	
Primal Flank	236.18	234.35	
			Load Count:
			Total 120
			Choice 87
			Select 15
			Trimming 12
			Grinds 7

Fresh 50% Trimmings 12 Loads @ 191.66

AMS 2829/NW LS441

USDA BY-PRODUCT DROP VALUE (STEER) - DAILY

14.18 **Change:** unch

AMS 2466/LM CT100

5 AREA WEEKLY ACCUMULATED WEIGHTED AVG CATTLE PRICE

<i>As of 10:00 am</i>	Head Count	Avg Weight	Avg Price
Live Steer	30,430	1,559	258.32
Live Heifer	15,795	1,389	258.05
Dressed Steer	12,958	1,022	402.37
Dressed Heifer	2,562	908	403.18

AMS 3208/SJ LS710

DAILY CATTLE SLAUGHTER

	Friday	Saturday
Today	92,000	13,000
Week Ago	90,000	10,000
Year Ago (act)	91,279	1,116
Week to Date	514,000	527,000
Same Period Last Week	524,000	534,000
Same Period Last Year	559,707	560,823
Previous Day	Steer and Heifer 88,000	
	Cow and Bull 21,000	

AMS 3209/SJ LS712

	5/9/2026	Last Week	
BEEF PRODUCTION	(Estimate)	(Estimate)	(Actual)
Slaughter	527,000	534,000	561,000
Live Weights	1471	1472	1429
Dressed Weights	901	901	873
Beef Production (millions of pounds)	474	480	488

AMS 2825/NW LS410

USDA BEEF CARCASS PRICE EQUIVALENT INDEX VALUE

	Choice <u>600-900#</u>	Select <u>600-900#</u>	Dressing percent:	
			<u>Steer</u>	<u>Heifer</u>
Change	3.14	2.71	63.40	63.28

AMS 2455/LM XB405

USDA NATIONAL CUTTER COW CARCASS CUTOUT

358.53 0.26 **90% Lean** 460.46

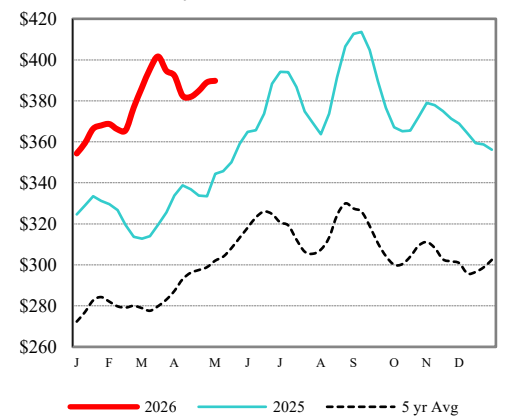
CME LIVE CATTLE

	High	Low	Change	Settle
APR	N/A			
JUN	N/A			
AUG	N/A			

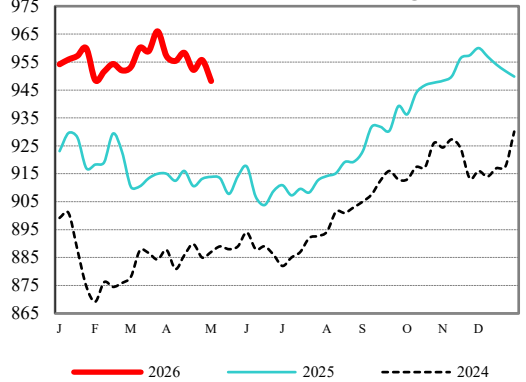
CME FEEDER CATTLE

	High	Low	Change	Settle
APR	N/A			
MAY	N/A			
AUG	N/A			

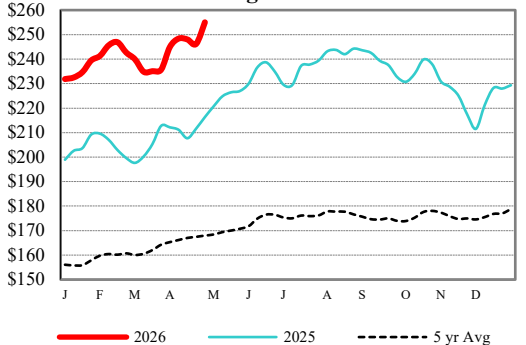
Weekly Choice Cutout



LMR Steer/Heifer Dressed Weights



5 Area Weekly Wtd Avg Steer Price



Weekly Ch/Se Spread

