



## Advertised Prices for Specialty Crops Products at Major Grocery Store Outlets ending during the period of 5/2/2026 to 5/14/2026

The information contained in this report reflects prices advertised by major grocery retailers to consumers through circulars and digital promotions and gathered by USDA through a weekly survey.

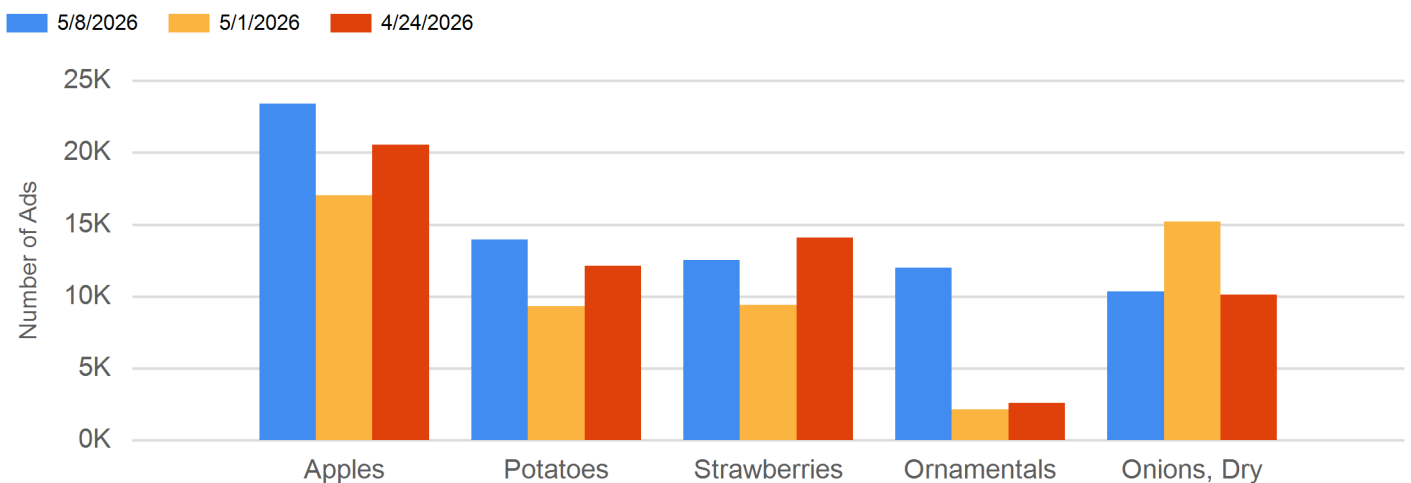
All about Mom

Grocery store retailers heavily focused weekly sales on Mother's Day celebrations this week. Deals on fruit, including new crop stone fruit, berries, and melons, were almost as sweet as mom! For Mother's Day cookouts, stores offered grilling-friendly items like asparagus, sweet onions, corn, colored bell peppers, mushrooms, zucchini, and yellow squash. Ornamentals constituted a significant 5% of ads this week, with tulips and roses being the top choices.

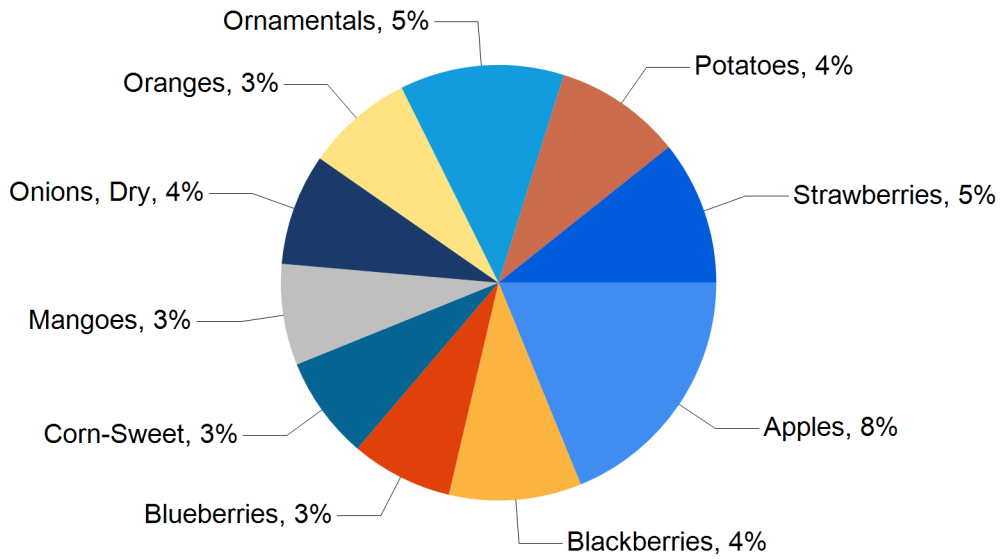
Total ad numbers this week were 264,304, a 1% decrease from last week's total of 266,651. The total for the same week last year was 3% lower at 257,548. The total number of ads broken out by commodity groups: fruit 145,993 (55%), onions and potatoes 23,374 (9%), vegetables 78,449 (30%), herbs 970, ornamentals 12,106, hemp 124, and honey 3,208. The number of ads for organic produce was 30,755, 12% of total ads.

The following are the prices of major advertised items (3,000 plus ads) this week, compared to the same week last year. Significant increases in price for fruit this week included only blueberries (1 pint) at 15%. Significant decreases included tangerines (3 lb. bag) at 13%, red cherries at 10%, and blackberries (5.6-6 oz. package) at 5%. Significant changes in price for onions and potatoes this week included only a 10% decrease for Russet potatoes (5 lb. bag). Significant increases in price for vegetables this week included asparagus at 21%. Significant decreases included zucchini at 7% and white mushrooms (8 oz. package) at 5%. Significant increases for ornamentals this week included tulips (bunched 10s) at 14% and hybrid tea roses (bunched 12s) at 6%. There were no decreases.

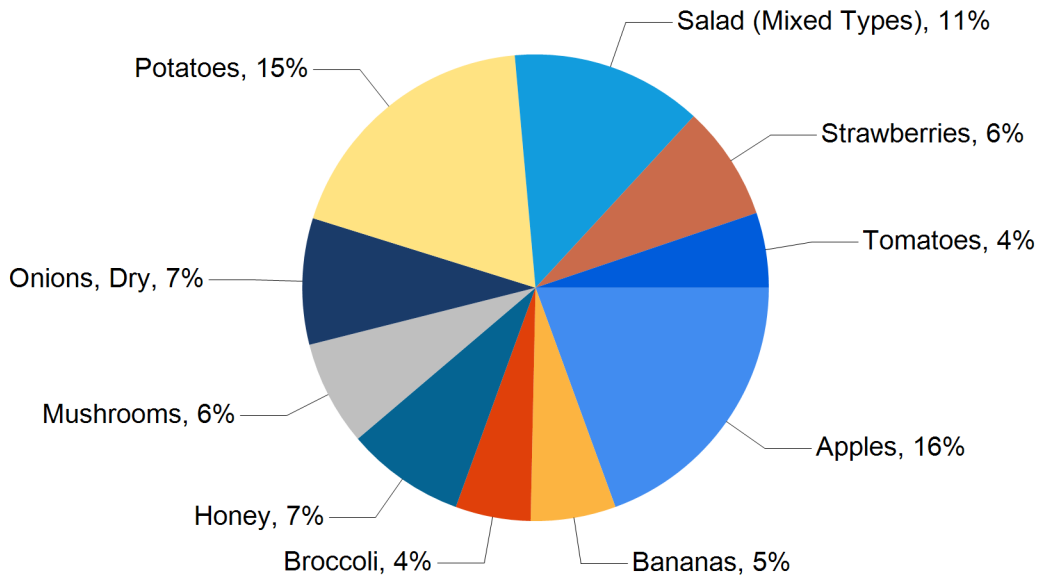
### Top 5 Commodities Featured This Week



Top 10 Commodities as Percentage of Total Conventional Ads

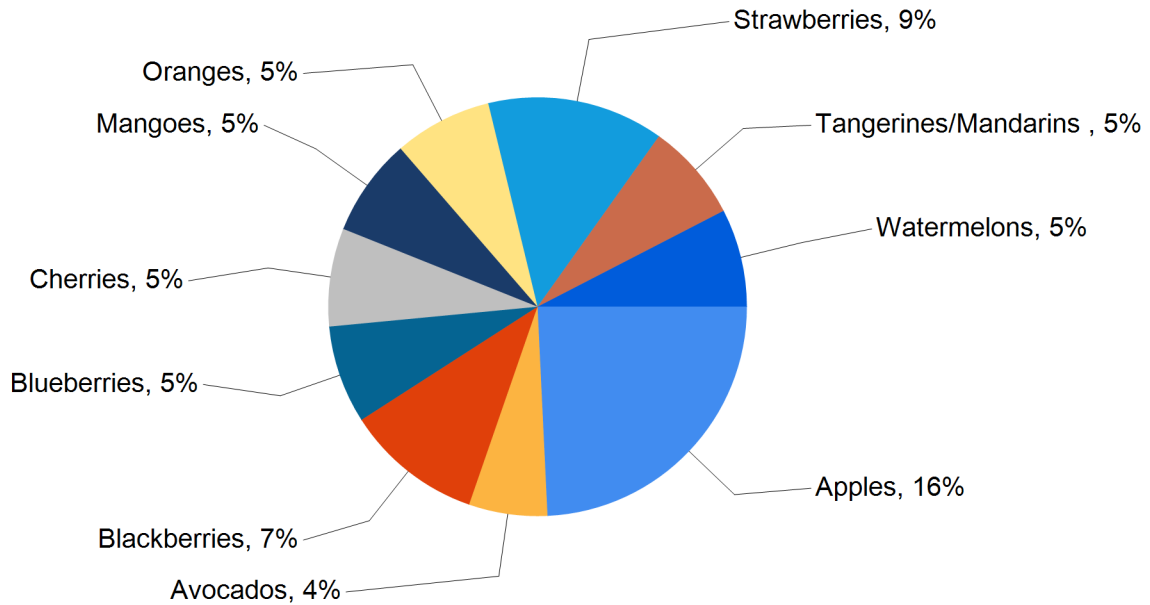


Top 10 Commodities as Percentage of Total Organic Ads

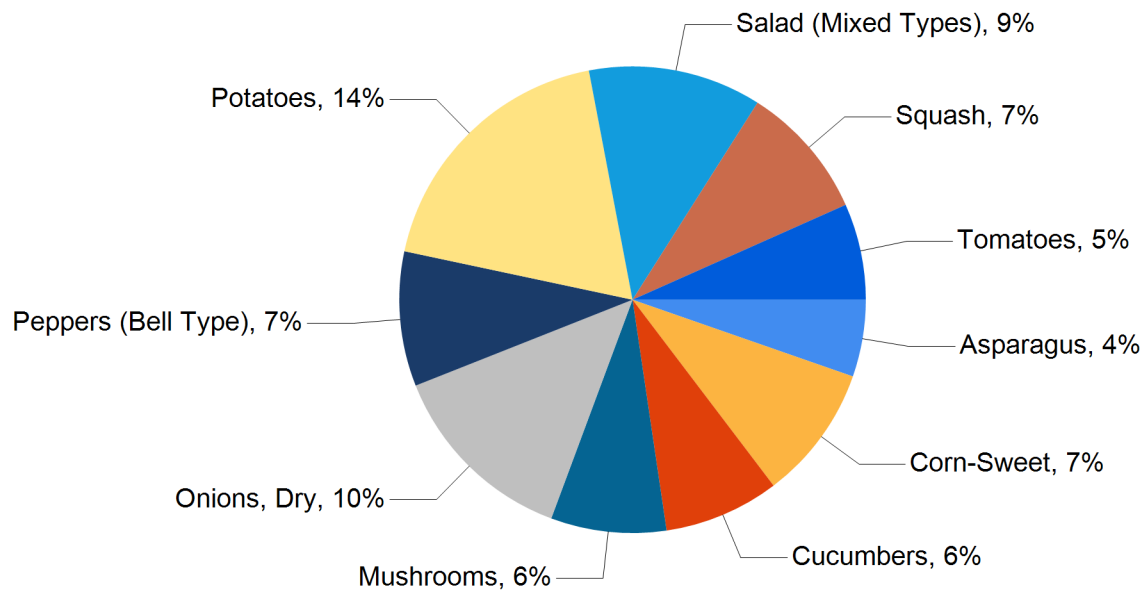


Wtd Avg - Simple weighted average

Top 10 Fruits as Percentage of Total Fruit Ads



Top 10 Vegetables as Percentage of Total Vegetable Ads Including Onions and Potatoes



Wtd Avg - Simple weighted average



## NATIONAL CONVENTIONAL SUMMARY

(not including AK & HI)

Fruit								
Commodity	Variety	Unit	THIS WEEK		LAST WEEK		LAST YEAR	
			Number of Ads	Wtd Avg Price	Number of Ads	Wtd Avg Price	Number of Ads	Wtd Avg Price
Apple Pears		each	474	3.43	351	3.30		
Apples	Ambrosia	per lb	183	1.99	228	1.84		
Apples	COSMIC CRISP	per lb	1,595	1.82	4,778	1.89	3,433	1.76
Apples	Empire	2 lb bag	190	2.99	162	3.50		
Apples	Envy	per lb	28	2.49	45	1.29	904	1.75
Apples	Fuji	2 lb bag	212	3.09			1,195	3.99
Apples	Fuji	5 lb bag	1,896	5.00	44	5.00	180	5.91
Apples	Fuji	each	65	0.33				
Apples	Fuji	per lb	796	1.50	1,118	1.39	1,289	1.96
Apples	Gala/Royal Gala	2 lb bag	190	2.99	163	3.99	26	2.98
Apples	Gala/Royal Gala	3 lb bag	106	3.13	985	3.60	178	3.82
Apples	Gala/Royal Gala	per lb	603	1.87	1,314	1.44	317	1.52
Apples	Granny Smith	2 lb bag	46	4.99	38	1.49		
Apples	Granny Smith	5 lb bag	1,594	5.00			115	6.99
Apples	Granny Smith	per lb	1,656	1.66	730	1.18	528	1.57
Apples	Honeycrisp	2 lb bag	59	3.99	163	3.99	37	3.99
Apples	Honeycrisp	3 lb bag	39	4.99	150	5.73		
Apples	Honeycrisp	per lb	2,225	2.92	1,051	2.69	516	2.92
Apples	Jazz	per lb	65	2.49				
Apples	McIntosh	2 lb bag	190	2.99				
Apples	McIntosh	3 lb bag	22	2.99				
Apples	OPAL	per lb	81	1.48				
Apples	Pink Lady/Cripps Pink	2 lb bag	49	3.44				
Apples	Pink Lady/Cripps Pink	3 lb bag	2,624	2.99	1,589	3.58	76	3.99
Apples	Pink Lady/Cripps Pink	5 lb bag	1,903	4.92	44	5.00	65	3.99
Apples	Pink Lady/Cripps Pink	per lb	1,877	1.49	3,042	1.86	980	1.76
Apples	Red Delicious	2 lb bag	190	2.99			26	2.98
Apples	Red Delicious	per lb	124	1.19	344	1.16	263	1.05
Apples, Processed	Juice	128 oz (1 gallon)	60	6.39	20	6.99	100	7.59
Apples, Processed	Juice	64 oz (1/2 gallon)	2,987	2.82	1,331	2.88	1,420	2.64
Apples, Processed	Juice Marked Cider	128 oz (1 gallon)	22	4.49	183	6.99		
Apples, Processed	Juice Marked Cider	64 oz (1/2 gallon)	24	2.99			460	3.33
Apricots		per lb	447	4.07	188	3.99		
Avocados	Hass	4 count mesh bags	300	3.84	1,110	4.18		
Avocados	Hass	5 count mesh bags	491	3.94	459	2.69		
Avocados	Hass	each	3,605	1.07	10,794	0.78	1,775	1.24

Wtd Avg - Simple weighted average



Weekly Grocery Store Specialty Crops Feature Activity  
Friday, May 8, 2026 - Page 5

Commodity	Variety	Unit	THIS WEEK		LAST WEEK		LAST YEAR	
			Number of Ads	Wtd Avg Price	Number of Ads	Wtd Avg Price	Number of Ads	Wtd Avg Price
Avocados	Hass-Marked Extra Large	each	68	1.67	844	2.14	115	2.00
Avocados	Hass-Marked Large	each	914	1.54	1,676	1.32	612	2.13
Avocados	Hass-Marked Medium	each	536	1.50	637	0.92	1,195	1.28
Avocados	Hass-Marked Small	each	405	0.50	207	0.44	298	0.86
Avocados	Various Greenskin Varieties	per lb	26	0.98				
Bananas		per lb	569	0.58	531	0.62	455	0.52
Blackberries		1 pint (11-12 oz cntr w/ lid)	565	4.91	1,388	4.60	195	5.48
Blackberries		5.6-6 oz package	9,192	2.66	4,195	2.93	4,010	2.80
Blueberries		1 pint (11-12 oz cntr w/ lid)	4,287	3.04	2,342	3.74	6,030	2.65
Blueberries		18 oz package	1,830	5.57	45	6.99	1,102	4.74
Blueberries		6 oz package	1,306	3.13	695	3.00	769	2.92
Blueberries		9.8 oz package	74	6.99	149	5.99		
Cactus Pears		per lb	42	0.99	78	0.99		
Cantaloupes		each	3,630	3.34	1,095	3.52	2,511	3.04
Cantaloupes		per lb	389	0.91	100	0.93	443	0.76
Cherries	Rainier	per lb	45	8.99				
Cherries	Red Varieties	per lb	6,989	5.74	704	3.41	1,255	6.38
Clementines		2 lb bag	709	5.14			628	4.48
Clementines		3 lb bag	758	4.87	509	4.13	1,623	4.42
Dekopon (Shiranui)		each	322	1.99				
Dekopon (Shiranui)		per lb	106	3.99	216	3.18		
Grapefruit	RED	5 lb bag	123	6.49				
Grapefruit	RED	each	734	1.53	183	1.25	496	1.12
Grapefruit	RED	per lb	22	0.99	265	0.78		
Grapes	Black Seedless	per lb	1,718	2.79	440	2.99	556	2.81
Grapes	Red Seedless	per lb	1,169	2.75	2,884	3.16	3,192	3.21
Grapes	White Seedless Type	per lb	2,094	3.49	4,734	2.80	1,474	3.61
Honeydews		each	511	4.45	83	3.34	557	4.21
Honeydews		per lb	155	0.99	47	0.98		
Kiwifruit	Hayward	1-lb containers with lids	472	4.64	348	4.38		
Kiwifruit	Hayward	2-lb containers with lids	86	3.29	131	5.99		
Kiwifruit	Hayward	each	309	0.57	627	1.00	129	0.72
Kiwifruit	Yellow Flesh	1-lb containers with lids	871	5.66			347	4.98
Lemons		1 lb bag	239	2.68			37	2.50
Lemons		2 lb bag	786	3.43	741	3.41	845	3.11
Lemons		3 lb bag	54	3.99				
Lemons		5 lb bag	183	5.99	805	6.44		
Lemons		each	1,934	0.68	3,484	0.60	1,037	0.76
Lemons		per lb	55	0.99	123	0.99	46	0.50
Limes		2 pound bags	1,323	4.09	2,996	4.03		
Limes		each	659	0.45	6,164	0.59	867	0.46

Wtd Avg - Simple weighted average



Weekly Grocery Store Specialty Crops Feature Activity  
 Friday, May 8, 2026 - Page 6

Commodity	Variety	Unit	THIS WEEK		LAST WEEK		LAST YEAR	
			Number of Ads	Wtd Avg Price	Number of Ads	Wtd Avg Price	Number of Ads	Wtd Avg Price
Limes		per lb	83	1.12	61	0.99	61	1.49
Mangoes	Round Varieties	each	2,879	1.12	9,354	1.01	5,594	1.14
Mangoes	Round Varieties Marked Extra Large	each	95	0.99	704	2.26	332	1.41
Mangoes	Round Varieties Marked Large	each	1,157	1.10	1,033	1.11	1,116	1.92
Mangoes	Round Varieties Marked Medium	each	80	1.50				
Mangoes	Yellow Varieties	each	3,194	1.25	3,988	1.20	1,546	0.96
Nectarines	Various White Flesh Varieties	per lb	122	3.99			122	3.99
Nectarines	Various Yellow Flesh Varieties	per lb	748	3.26	175	4.99	285	3.42
Oranges	Blood Orange	per lb	22	2.49				
Oranges	Navel	3 lb bag	2,088	3.93	1,421	4.89	765	5.44
Oranges	Navel	4 lb bag	1,079	4.71	1,731	4.44	714	5.34
Oranges	Navel	5 lb bag	78	5.99				
Oranges	Navel	8 lb bag	39	5.99	515	6.87	437	6.99
Oranges	Navel	each	2,099	0.93	1,856	1.10	2,249	1.00
Oranges	Navel	per lb	878	1.13	2,046	1.16	1,445	1.33
Oranges	Navel, Cara Cara	3 lb bag	645	4.76	1,146	3.90	849	3.76
Oranges	Navel, Cara Cara	each	946	1.09	459	1.21	846	0.99
Oranges	Navel, Cara Cara	per lb	22	2.49	288	0.76	95	1.29
Papaya	Maradol/Tainung Types	each	103	1.98				
Papaya	Maradol/Tainung Types	per lb	1,526	1.19	1,306	1.32	274	0.96
Peaches	Various White Flesh Varieties	per lb	227	3.79			122	3.99
Peaches	Various Yellow Flesh Varieties	per lb	2,001	3.26	1,006	3.55	659	3.68
Pears	Bartlett	each	293	1.14				
Pears	Bartlett	per lb	1,409	1.84	717	1.74	1,517	1.73
Pears	Bosc	each	227	1.02				
Pears	Bosc	per lb	1,307	1.96	747	1.77	101	1.76
Pears	D'Anjou	each	358	1.01				
Pears	D'Anjou	per lb	1,064	2.00	980	1.71	932	1.96
Pears	RED TYPE	each	162	1.25				
Pears	RED TYPE	per lb	386	1.97	653	1.61		
Pineapples		each	2,451	3.09	963	3.81	4,363	2.74
Pineapples		per lb	343	0.76	177	0.96	277	0.93
Plantains		per lb	230	0.83	150	0.92		
Plums		per lb	34	2.99	617	2.42		
Pomegranates		per lb	36	2.49	32	3.49		
Raspberries		1 pint (11-12 oz cntr w/ lid)	478	4.89	1,050	4.70	95	5.99
Raspberries		6 oz package	5,291	2.93	3,701	3.00	2,336	3.01
Strawberries		1 lb package	6,930	2.53	5,815	3.38	9,340	2.42
Strawberries		2 lb package	3,650	4.74	2,000	5.13	2,554	4.39
Tangelos		2 lb bag	34	3.99				
Tangelos		3 lb bag	1,341	5.66	1,276	4.97		
Tangelos		each	667	1.14	688	1.25		
Tangerines/Mandarins		2 lb bag	265	4.47	1,072	3.77	1,037	4.05

Wtd Avg - Simple weighted average



Weekly Grocery Store Specialty Crops Feature Activity  
Friday, May 8, 2026 - Page 7

Commodity	Variety	Unit	THIS WEEK		LAST WEEK		LAST YEAR	
			Number of Ads	Wtd Avg Price	Number of Ads	Wtd Avg Price	Number of Ads	Wtd Avg Price
Tangerines/Mandarins		3 lb bag	6,134	4.21	3,727	4.22	4,540	4.84
Tangerines/Mandarins		5 lb package	686	6.18	248	6.62		
Tangerines/Mandarins		each	65	1.50				
Tangerines/Mandarins		per lb	197	2.78	116	1.38	219	1.50
Watermelons	Red Flesh Seeded Type	each	255	6.14	517	6.89		
Watermelons	Red Flesh Seedless Miniature	each	1,643	3.79	1,118	4.15	1,850	4.24
Watermelons	Red Flesh Seedless Type	each	4,213	6.01	2,986	6.17	6,021	5.64
Watermelons	Red Flesh Seedless Type	per lb	732	0.56	1,335	0.64	447	0.52

**Potatoes & Onions**

Commodity	Variety	Unit	THIS WEEK		LAST WEEK		LAST YEAR	
			Number of Ads	Wtd Avg Price	Number of Ads	Wtd Avg Price	Number of Ads	Wtd Avg Price
Onions, Dry	RED	2 lb bag	272	3.00	269	1.66	29	2.00
Onions, Dry	RED	per lb	359	1.12	2,100	1.36	1,252	1.09
Onions, Dry	WHITE	per lb	647	1.22	3,402	1.19	446	1.27
Onions, Dry	YELLOW	2 lb bag	31	0.98	379	1.19	331	1.24
Onions, Dry	YELLOW	3 lb bag	1,514	2.08	897	2.02	780	2.84
Onions, Dry	YELLOW	5 lb bag	65	4.99	65	4.99		
Onions, Dry	YELLOW	per lb	745	1.12	750	0.87	1,755	0.90
Onions, Dry	YELLOW MARKED SWEET	2 lb bag	26	1.88			183	2.50
Onions, Dry	YELLOW MARKED SWEET	3 lb bag	2,335	3.75	1,855	3.40	1,375	3.08
Onions, Dry	YELLOW MARKED SWEET	5 lb bag	131	5.99	1,334	4.05	279	4.77
Onions, Dry	YELLOW MARKED SWEET	per lb	2,080	1.22	2,725	1.13	3,514	1.08
Potatoes	MIXED COLORS	3 lb bag	27	3.49				
Potatoes	ROUND RED	24 oz bag	150	3.99	210	3.56		
Potatoes	ROUND RED	3 lb bag	510	2.86	305	2.86	584	2.84
Potatoes	ROUND RED	5 lb bag	652	3.80	385	3.37	2,772	3.55
Potatoes	ROUND RED	per lb	270	1.19	404	1.10	83	0.79
Potatoes	ROUND WHITE	5 lb bag	44	1.99				
Potatoes	ROUND WHITE	per lb	42	0.99	42	0.99		
Potatoes	RUSSET	10 lb bag	508	4.37	597	3.66	506	3.51
Potatoes	RUSSET	4 lb bag	31	1.50				
Potatoes	RUSSET	5 lb bag	4,184	2.76	3,629	2.81	3,859	3.06
Potatoes	RUSSET	8 lb bag	942	2.31	379	5.78	94	3.89
Potatoes	RUSSET	per lb	680	0.82	742	0.80	637	0.71
Potatoes	YELLOW TYPE	24 oz bag	150	3.99	210	3.56		
Potatoes	YELLOW TYPE	3 lb bag	269	2.96	304	2.91	218	2.47
Potatoes	YELLOW TYPE	4 lb bag	26	1.88				
Potatoes	YELLOW TYPE	5 lb bag	661	3.26	1,260	3.13	1,044	3.97
Potatoes	YELLOW TYPE	per lb	183	1.18	66	0.78	187	1.06

Wtd Avg - Simple weighted average



Vegetables								
Commodity	Variety	Unit	THIS WEEK		LAST WEEK		LAST YEAR	
			Number of Ads	Wtd Avg Price	Number of Ads	Wtd Avg Price	Number of Ads	Wtd Avg Price
Artichokes		each	351	2.50			810	2.90
Asparagus	GREEN	per lb	3,817	3.08	2,186	3.20	3,530	2.55
Beans	ROUND GREEN TYPE	12 oz bag	948	3.13	562	3.06	685	2.46
Beans	ROUND GREEN TYPE	per lb	1,596	1.69	528	1.75	561	1.83
Beets		per lb	26	0.98	86	0.95	42	0.79
Bok Choy		per lb	60	1.79				
Broccoli		per lb	272	2.19			468	1.31
Broccoli	CROWN CUT	per lb	1,639	1.87	789	1.96	2,580	2.09
Brussels Sprouts		1 lb bag	61	3.27			252	3.99
Brussels Sprouts		12 oz bag	299	2.54	25	2.97	74	2.50
Brussels Sprouts		per lb	191	2.56	312	2.15	153	2.23
Cabbage	ROUND GREEN TYPE	per lb	942	0.66	1,151	0.70	743	0.59
Carrots		1 lb bag	38	1.29				
Carrots		2 lb bag	163	1.99	118	1.96	59	1.99
Carrots		5 lb film bag	55	3.00	190	4.99	42	3.00
Carrots		per bunch	127	2.42	20	2.00		
Carrots	BABY PEELED	1 lb bag	926	1.46	513	1.55	3,418	1.18
Carrots	BABY PEELED	2 lb bag	426	2.54	685	2.00	23	2.00
Cauliflower		each	188	3.99	303	3.52	508	2.90
Cauliflower		per lb	36	2.49			557	1.20
Celery		each	961	1.77	582	1.96	1,420	1.53
Celery	HEARTS	per package	403	2.61	151	2.50	426	2.46
Chayote		each	302	0.79	68	0.66	61	0.49
Chinese Cabbage		per lb	105	1.40			40	0.79
Cilantro		per bunch	970	0.52	7,740	0.93	559	0.63
Collards		per bunch	100	1.26			47	0.97
Collards		per lb	20	1.49	22	2.99		
Corn-Sweet		each	4,957	0.53	4,280	0.54	6,774	0.50
Corn-Sweet		trays 4-5 ears film wrapped	2,612	3.93	2,633	3.60	1,352	4.01
Cucumbers		each	1,885	0.71	1,142	0.80	2,234	0.76
Cucumbers	LONG SEEDLESS - Greenhouse	each	961	1.32	3,375	1.20	3,983	1.47
Cucumbers	PERSIAN - Greenhouse	12-14 oz trays filmwrapped	1,244	2.02	95	2.50		
Cucumbers	PERSIAN - Greenhouse	16 oz bag	317	2.48	1,423	1.90		
Cucumbers	PERSIAN - Greenhouse	32 oz bag	382	4.47	204	5.00		
Cucumbers	PERSIAN - Greenhouse	5-6 ct trays filmwrapped	507	2.58	761	2.35		
Cucumbers	PERSIAN - Greenhouse	per lb	53	1.29				
Eggplant		per lb	382	1.49	188	0.69	1,035	1.35
Garlic		per lb	54	5.99	65	5.99		
Garlic		per sleeve	155	2.12	571	2.19	229	1.96
Jalapeno Peppers		per lb	128	1.22	3,472	1.54	299	1.24
Jicama		per lb	247	0.95	615	1.22		

Wtd Avg - Simple weighted average



Weekly Grocery Store Specialty Crops Feature Activity  
Friday, May 8, 2026 - Page 9

Commodity	Variety	Unit	THIS WEEK		LAST WEEK		LAST YEAR	
			Number of Ads	Wtd Avg Price	Number of Ads	Wtd Avg Price	Number of Ads	Wtd Avg Price
Kale		per lb	20	1.49				
Lettuce	Boston - Greenhouse	4 oz containers with lid	188	3.00				
Lettuce	Green Leaf	each	117	1.90	38	1.99	321	1.24
Lettuce	Iceberg	each	1,396	1.82	908	1.63	1,695	1.65
Lettuce	Iceberg	per lb	38	2.99				
Lettuce	Red Leaf	each	94	2.00	38	1.99	260	1.24
Lettuce	Romaine	each	93	1.68			138	1.70
Lettuce	Romaine (Hearts)	3 count	1,068	3.39	1,488	3.42	602	2.91
Mixed Mini Sweet Peppers		1 lb package	658	3.21	953	3.02	1,038	2.87
Mixed Mini Sweet Peppers		8 oz package	1,357	2.93	165	2.69		
Mushrooms	CREMINI	8 oz package	339	2.60	120	2.23	1,546	1.70
Mushrooms	WHITE	1 lb package	22	3.99	190	2.95		
Mushrooms	WHITE	8 oz package	4,342	1.72	1,069	2.11	2,566	1.82
Mushrooms	WHITE	per lb	73	3.48			82	3.99
Mustard		per bunch	100	1.26			47	0.97
Onions, Green		per bunch	1,163	0.73	3,543	1.05	481	0.59
Onions, Green	BULB TYPE	per bunch	235	0.73	136	0.69		
Peppers (Bell Type)	ASSORTED COLORS	3 count filmbag	225	4.62	512	4.58		
Peppers (Bell Type)	GREEN	each	657	0.99	460	0.90	996	0.83
Peppers (Bell Type)	GREEN	per lb	1,420	2.34	132	1.23	636	1.62
Peppers (Bell Type)	ORANGE - Greenhouse	each	251	1.76	810	1.31	306	1.05
Peppers (Bell Type)	ORANGE	each	995	1.48	2,733	1.01	3,139	1.29
Peppers (Bell Type)	ORANGE - Greenhouse	per lb	22	2.99			65	2.99
Peppers (Bell Type)	ORANGE	per lb	339	3.32	1,361	2.95	1,542	2.85
Peppers (Bell Type)	RED - Greenhouse	each	251	1.76	810	1.31	306	1.05
Peppers (Bell Type)	RED	each	1,154	1.50	2,733	1.01	3,264	1.23
Peppers (Bell Type)	RED - Greenhouse	per lb	22	2.99			65	2.99
Peppers (Bell Type)	RED	per lb	339	3.32	1,433	2.95	1,778	2.72
Peppers (Bell Type)	YELLOW - Greenhouse	each	251	1.76	810	1.31	306	1.05
Peppers (Bell Type)	YELLOW	each	1,018	1.48	2,733	1.01	3,179	1.29
Peppers (Bell Type)	YELLOW - Greenhouse	per lb	22	2.99			65	2.99
Peppers (Bell Type)	YELLOW	per lb	339	3.32	1,361	2.95	1,542	2.85
Poblano Pepper		per lb	30	1.99				
Radishes		1 lb bag	268	2.92	190	3.50		
Radishes		per bunch	340	0.68	1,050	0.95	389	0.94
Salad (Mixed Types)		1 lb package	1,234	1.98	199	2.88	199	3.98
Salad (Mixed Types)		10-12 oz package	2,787	2.88	3,341	2.77	2,025	3.00
Salad (Mixed Types)		5-9 oz package	1,365	2.78	3,020	2.96	2,218	2.98
Salad (Mixed Types)	Spring Mix	10-12 oz package	65	2.00				
Salad (Mixed Types)	Spring Mix	5-9 oz package	95	2.86	125	2.07		
Serrano Peppers		per lb	303	1.77	66	2.79		
Snow Peas		6 oz bags	20	3.49	293	3.00		
Spinach		per bunch	50	1.33	142	1.17	46	0.99

Wtd Avg - Simple weighted average



Weekly Grocery Store Specialty Crops Feature Activity  
Friday, May 8, 2026 - Page 10

Commodity	Variety	Unit	THIS WEEK		LAST WEEK		LAST YEAR	
			Number of Ads	Wtd Avg Price	Number of Ads	Wtd Avg Price	Number of Ads	Wtd Avg Price
Spinach	FLAT TYPE	5-7 oz package	23	3.99				
Spinach	FLAT TYPE	8-10 oz package	911	2.06	454	2.36	153	3.91
Squash	Butternut	per lb	26	0.98	188	0.69		
Squash	GREY	per lb	255	1.11	223	1.10	141	0.84
Squash	Kabocha	per lb	45	0.99	267	1.38	259	1.18
Squash	Yellow Crookneck/Straightneck	per lb	2,100	1.54	1,024	1.57	2,779	1.46
Squash	Zucchini	per lb	4,914	1.34	1,359	1.33	3,280	1.44
Sugar Snap Peas		8 oz bags	20	3.49	227	3.42		
Sweet Potatoes		3 lb bag	274	2.99	322	2.00		
Sweet Potatoes		per lb	891	1.12	741	1.64	466	1.16
Swiss Chard		per bunch	22	0.99				
Tomatillos		per lb	273	0.94	1,605	1.60	291	0.86
Tomatoes		per lb	20	2.99	217	1.94	732	1.41
Tomatoes	Cherry Type	10 oz package	94	2.71	286	2.93	87	3.19
Tomatoes	Cherry Type	12 oz package	60	3.99	96	3.49		
Tomatoes	GRAPE TYPE	1 pint package	595	2.81	467	2.80	2,155	2.17
Tomatoes	GRAPE TYPE - Greenhouse	10 oz package	61	3.50				
Tomatoes	GRAPE TYPE	10 oz package	800	2.68	2,711	1.77	2,415	2.13
Tomatoes	GRAPE TYPE	16 oz	122	4.99	38	3.99		
Tomatoes	VINE RIPES	per lb	46	2.49	20	1.99	1,880	1.52
Tomatoes	VINE RIPES - Greenhouse	per lb	471	2.32			1,897	1.57
Tomatoes	Vine Ripes - Heirloom Varieties - Greenhouse	per lb	60	2.99	508	4.35	576	3.93
Tomatoes	VINE RIPES - ON THE VINE - Greenhouse	per lb	1,041	1.71	2,295	1.93	6,060	1.51
Turnip Tops		per bunch	47	1.27			47	0.97

**Other Specialty Crop Items**

Commodity	Variety	Unit	THIS WEEK		LAST WEEK		LAST YEAR	
			Number of Ads	Wtd Avg Price	Number of Ads	Wtd Avg Price	Number of Ads	Wtd Avg Price
Hemp Seeds Shelled		16 oz	39	11.79				
Hemp Seeds Shelled		8 oz	74	7.79	74	7.79	120	9.99
Honey		12 oz	827	5.03	178	3.95		
Honey		16 oz	352	7.95	501	6.93		

**Seasonal Items**

Commodity	Variety	Unit	THIS WEEK		LAST WEEK		LAST YEAR	
			Number of Ads	Wtd Avg Price	Number of Ads	Wtd Avg Price	Number of Ads	Wtd Avg Price
Ornamentals	Chrysanthemums	6 inch pot	59	8.99				
Ornamentals	Rose, Hybrid Tea	bunched 12s	4,750	18.74	580	17.58	8,513	17.60
Ornamentals	Tulips	4 Inch Pot	20	10.00				
Ornamentals	Tulips	6 inch pot	1,434	8.40	123	10.99	2,211	7.07
Ornamentals	Tulips	bunched 10s	4,915	7.88	844	9.10	2,703	6.90
Ornamentals	Tulips	bunched 15s	310	12.99				
Ornamentals	Tulips	bunched 20s	134	19.99				

Wtd Avg - Simple weighted average



Commodity	Variety	Unit	THIS WEEK		LAST WEEK		LAST YEAR	
			Number of Ads	Wtd Avg Price	Number of Ads	Wtd Avg Price	Number of Ads	Wtd Avg Price
Ornamentals	Tulips	bunched 5s	305	5.00				
Ornamentals	Tulips	bunched 7s	74	8.99	581	7.33		

Wtd Avg - Simple weighted average



### REGIONAL CONVENTIONAL DETAILS

Commodity	Variety	Unit	NORTHEAST U.S.				SOUTHEAST U.S.				MIDWEST U.S.			
			Price Range	Number of Ads	Wtd Avg Price	% Marked Local	Price Range	Number of Ads	Wtd Avg Price	% Marked Local	Price Range	Number of Ads	Wtd Avg Price	% Marked Local
<b>FRUIT</b>														
Apple Pears		each										3.29	44	3.29
Apples	Ambrosia	per lb	1.99	183	1.99									
Apples	COSMIC CRISP	per lb	1.49 - 1.77	344	1.71		1.99	531	1.99			1.48 - 1.99	270	1.63
Apples	Empire	2 lb bag	2.99	190	2.99	100								
Apples	Envy	per lb										2.49	28	2.49
Apples	Fuji	2 lb bag	2.99	190	2.99	100						3.99	22	3.99
Apples	Fuji	5 lb bag					5.00	463	5.00			5.00	686	5.00
Apples	Fuji	per lb	2.49	65	2.49							1.48 - 1.49	169	1.48
Apples	Gala/Royal Gala	2 lb bag	2.99	190	2.99	100								
Apples	Gala/Royal Gala	3 lb bag	2.99 - 3.50	66	3.21		2.99	40	2.99					
Apples	Gala/Royal Gala	per lb	1.49 - 1.77	292	1.75									
Apples	Granny Smith	2 lb bag					4.99	46	4.99					
Apples	Granny Smith	5 lb bag					5.00	463	5.00			5.00	686	5.00
Apples	Granny Smith	per lb	1.49 - 1.99	777	1.67							1.69	96	1.69
Apples	Honeycrisp	2 lb bag					3.99	37	3.99			3.99	22	3.99
Apples	Honeycrisp	3 lb bag										4.99	39	4.99
Apples	Honeycrisp	per lb	1.99 - 3.10	331	2.47		2.99 - 3.10	1509	3.00			1.99 - 3.10	124	2.89
Apples	Jazz	per lb	2.49	65	2.49									
Apples	McIntosh	2 lb bag	2.99	190	2.99	100								
Apples	McIntosh	3 lb bag										2.99	22	2.99
Apples	Pink Lady/Cripps Pink	2 lb bag					2.99	27	2.99			3.99	22	3.99
Apples	Pink Lady/Cripps Pink	3 lb bag	2.99	542	2.99		2.99	751	2.99			2.99	862	2.99
Apples	Pink Lady/Cripps Pink	5 lb bag					5.00	463	5.00			5.00	730	5.00
Apples	Pink Lady/Cripps Pink	per lb	1.49	485	1.49		1.99	446	1.99			0.99 - 1.69	379	1.56
Apples	Red Delicious	2 lb bag	2.99	190	2.99	100								
Apples, Processed	Juice	128 oz (1 gallon)	7.49	38	7.49							4.49	22	4.49
Apples, Processed	Juice	64 oz (1/2 gallon)	2.50 - 3.00	419	2.87		2.50	1094	2.50			1.50 - 4.29	783	3.16
Apples, Processed	Juice Marked Cider	128 oz (1 gallon)										4.49	22	4.49
Apples, Processed	Juice Marked Cider	64 oz (1/2 gallon)	2.99	24	2.99									
Apricots		per lb	5.99	65	5.99									
Avocados	Hass	4 count mesh bags	3.00 - 3.99	197	3.81							3.49 - 3.99	103	3.89
Avocados	Hass	5 count mesh bags	3.99	399	3.99		3.99	37	3.99					
Avocados	Hass	each	0.78 - 1.25	1151	0.98		0.50 - 1.00	1791	0.98			0.50 - 1.00	96	0.72
Avocados	Hass-Marked Large	each	1.00 - 1.67	142	1.58		1.67	86	1.67			1.67	67	1.67

Wtd Avg - Simple weighted average



Weekly Grocery Store Specialty Crops Feature Activity  
 Friday, May 8, 2026 - Page 13

Commodity	Variety	Unit	NORTHEAST U.S.				SOUTHEAST U.S.				MIDWEST U.S.			
			Price Range	Number of Ads	Wtd Avg Price	% Marked Local	Price Range	Number of Ads	Wtd Avg Price	% Marked Local	Price Range	Number of Ads	Wtd Avg Price	% Marked Local
Avocados	Various Greenskin Varieties	per lb					0.98	26	0.98					
Bananas		per lb	0.59 - 0.69	83	0.62		0.25	31	0.25	0.48	96	0.48		
Blackberries		5.6-6 oz package	1.65 - 4.50	1790	2.47		1.69 - 3.99	3772	2.69	1.25 - 3.99	1332	2.77		
Blueberries		1 pint (11-12 oz cntr w/ lid)	2.00 - 3.99	1517	3.01		2.00 - 3.98	1475	2.37	2.50 - 5.99	658	3.65		
Blueberries		18 oz package					4.99	463	4.99	6.99	188	6.99		
Blueberries		6 oz package					3.33 - 3.99	490	3.38	2.99 - 3.99	44	3.49		
Blueberries		9.8 oz package					6.99	74	6.99					
Cantaloupes		each	2.50 - 3.99	1316	3.20		2.50 - 3.99	1448	3.00	2.77 - 3.99	295	3.63		
Cantaloupes		per lb								0.97 - 0.99	155	0.99		
Cherries	Red Varieties	per lb	4.97 - 7.99	868	5.77		5.99 - 7.99	1775	6.12	3.99 - 7.99	1250	6.26		
Clementines		2 lb bag	4.99	366	4.99		4.99	37	4.99	4.99	199	4.99		
Clementines		3 lb bag	4.99 - 5.99	264	5.13		5.99	40	5.99					
Dekopon (Shiranui)		each	1.99	322	1.99									
Dekopon (Shiranui)		per lb								3.99	106	3.99		
Grapefruit	RED	each	0.99 - 2.00	734	1.53									
Grapefruit	RED	per lb								0.99	22	0.99		
Grapes	Black Seedless	per lb					2.99	1269	2.99	2.99	114	2.99		
Grapes	Red Seedless	per lb	1.95 - 2.99	490	2.92		2.99 - 3.49	108	3.15	1.99 - 2.99	149	2.76		
Grapes	White Seedless Type	per lb	2.98	190	2.98		2.99 - 3.99	1269	3.93					
Honeydews		each	3.33 - 4.95	179	3.60					3.99	27	3.99		
Honeydews		per lb								0.97 - 0.99	155	0.99		
Kiwifruit	Hayward	1-lb containers with lids	3.50 - 4.99	198	3.77					4.99	199	4.99		
Kiwifruit	Hayward	2-lb containers with lids	3.29	86	3.29									
Kiwifruit	Hayward	each	0.50 - 0.67	59	0.60		0.50	228	0.50					
Kiwifruit	Yellow Flesh	1-lb containers with lids	4.99 - 6.99	407	5.46		4.99 - 5.99	342	5.77					
Lemons		1 lb bag	2.50	150	2.50		2.99	37	2.99					
Lemons		2 lb bag	2.19 - 3.99	452	3.43		2.19 - 4.99	177	3.23	3.99	83	3.99		
Lemons		3 lb bag	3.99	54	3.99									
Lemons		5 lb bag	5.99	183	5.99									
Lemons		each	0.40 - 0.83	424	0.67		0.50 - 0.79	714	0.62	0.56	67	0.56		
Limes		2 pound bags					3.99 - 5.00	1323	4.09					
Limes		each	0.75	162	0.75									
Limes		per lb								1.49	22	1.49		
Mangoes	Round Varieties	each	0.50 - 1.67	1244	0.99		0.83 - 2.00	1228	1.16	1.50 - 2.50	213	1.60		
Mangoes	Round Varieties Marked Large	each	1.25	183	1.25					1.25	27	1.25		
Mangoes	Yellow Varieties	each	0.88 - 1.39	720	1.00		1.39 - 1.67	1281	1.65	0.99 - 1.50	278	1.13		
Oranges	Navel	3 lb bag	3.49 - 4.99	261	4.55		3.49 - 4.99	1559	3.93	2.99 - 3.49	61	3.31		
Oranges	Navel	4 lb bag	4.99 - 5.99	333	5.54		3.99	37	3.99	3.98 - 5.99	476	4.65		
Oranges	Navel	5 lb bag	5.99	78	5.99									
Oranges	Navel	8 lb bag								5.99	39	5.99		
Oranges	Navel	each	0.50 - 1.25	1123	1.03		0.50 - 1.00	713	0.81	1.00	114	1.00		
Oranges	Navel	per lb					1.00	46	1.00	0.99	22	0.99		

Wtd Avg - Simple weighted average



Weekly Grocery Store Specialty Crops Feature Activity  
Friday, May 8, 2026 - Page 14

Commodity	Variety	Unit	NORTHEAST U.S.				SOUTHEAST U.S.				MIDWEST U.S.			
			Price Range	Number of Ads	Wtd Avg Price	% Marked Local	Price Range	Number of Ads	Wtd Avg Price	% Marked Local	Price Range	Number of Ads	Wtd Avg Price	% Marked Local
Oranges	Navel, Cara Cara	3 lb bag	4.99	72	4.99		3.99 - 4.99	512	4.82					
Oranges	Navel, Cara Cara	each	0.88 - 1.67	946	1.09									
Papaya	Maradol/Tainung Types	per lb	0.99 - 1.49	74	1.13		0.78	26	0.78		0.79 - 1.29	747	1.16	
Peaches	Various White Flesh Varieties	per lb									3.99	60	3.99	
Peaches	Various Yellow Flesh Varieties	per lb	2.99 - 3.99	76	3.71						2.99 - 4.99	305	4.03	
Pears	Bartlett	each	1.00 - 1.25	293	1.14									
Pears	Bartlett	per lb	1.49 - 1.99	426	1.76						1.49 - 2.49	513	1.92	
Pears	Bosc	each	1.25	162	1.25									
Pears	Bosc	per lb	1.75 - 1.99	241	1.96		1.99	412	1.99		1.69 - 2.49	274	1.95	
Pears	D'Anjou	each	1.00 - 1.25	293	1.14									
Pears	D'Anjou	per lb	1.99 - 2.49	549	2.05		1.99	412	1.99		1.69 - 1.79	103	1.77	
Pears	RED TYPE	each	1.25	162	1.25									
Pears	RED TYPE	per lb					1.99	366	1.99		1.69	20	1.69	
Pineapples		each	2.50 - 3.99	1259	2.85		1.79 - 2.99	475	1.89		2.77 - 3.99	239	3.80	
Plantains		per lb									0.79	188	0.79	
Plums		per lb					2.99	34	2.99					
Pomegranates		per lb	2.49	36	2.49									
Raspberries		1 pint (11-12 oz cntr w/ lid)									4.99	39	4.99	
Raspberries		6 oz package	1.99 - 4.50	1118	2.94		2.19 - 3.34	1790	3.27		1.99 - 3.99	1760	2.54	
Strawberries		1 lb package	1.49 - 4.49	2071	2.55		1.99 - 3.99	2603	2.39		1.99 - 3.00	707	2.33	
Strawberries		2 lb package	5.99	183	5.99		4.99 - 5.99	497	5.92		3.99 - 5.99	1038	4.76	
Tangelos		2 lb bag					3.99	34	3.99					
Tangelos		3 lb bag					5.99	1195	5.99					
Tangelos		each	1.25 - 1.67	255	1.36		1.00	412	1.00					
Tangerines/Mandarins		2 lb bag	3.99 - 4.99	120	4.54									
Tangerines/Mandarins		3 lb bag	2.99 - 5.99	859	3.97		2.99 - 5.99	2709	4.53		2.99 - 5.99	1382	3.76	
Tangerines/Mandarins		5 lb package									5.49 - 5.99	61	5.81	
Tangerines/Mandarins		per lb	3.99	36	3.99						2.99	28	2.99	
Watermelons	Red Flesh Seeded Type	each					7.98	94	7.98		3.99	35	3.99	
Watermelons	Red Flesh Seedless Miniature	each	3.33 - 3.99	125	3.88						3.99 - 5.99	267	4.15	
Watermelons	Red Flesh Seedless Type	each	4.99 - 7.99	596	6.85		2.98 - 7.99	1747	6.18	2	4.99 - 6.99	425	6.53	
Watermelons	Red Flesh Seedless Type	per lb	0.99	46	0.99						0.69	22	0.69	
<b>POTATOES &amp; ONIONS</b>														
Onions, Dry	RED	2 lb bag	3.00	272	3.00									
Onions, Dry	RED	per lb	1.49	20	1.49		1.49	34	1.49		0.79 - 1.28	152	1.21	
Onions, Dry	WHITE	per lb	1.49	104	1.49		1.19	277	1.19		1.28	130	1.28	
Onions, Dry	YELLOW	2 lb bag					0.98	31	0.98					
Onions, Dry	YELLOW	3 lb bag	1.99	76	1.99		1.99 - 3.49	1179	2.02		1.99 - 2.49	96	2.17	
Onions, Dry	YELLOW	5 lb bag	4.99	65	4.99									

Wtd Avg - Simple weighted average



Weekly Grocery Store Specialty Crops Feature Activity  
Friday, May 8, 2026 - Page 15

Commodity	Variety	Unit	NORTHEAST U.S.				SOUTHEAST U.S.				MIDWEST U.S.			
			Price Range	Number of Ads	Wtd Avg Price	% Marked Local	Price Range	Number of Ads	Wtd Avg Price	% Marked Local	Price Range	Number of Ads	Wtd Avg Price	% Marked Local
Onions, Dry	YELLOW	per lb	0.79	38	0.79					0.79	22	0.79		
Onions, Dry	YELLOW MARKED SWEET	2 lb bag					1.88	26	1.88					
Onions, Dry	YELLOW MARKED SWEET	3 lb bag	2.00 - 4.99	401	3.60		2.98 - 3.99	1628	3.77		3.49 - 3.99	227	3.90	
Onions, Dry	YELLOW MARKED SWEET	5 lb bag	5.99	131	5.99									
Onions, Dry	YELLOW MARKED SWEET	per lb	0.97 - 1.49	847	1.11		0.99	30	0.99		0.79 - 1.49	868	1.30	
Potatoes	ROUND RED	24 oz bag	3.99	150	3.99									
Potatoes	ROUND RED	3 lb bag								2.99	103	2.99		
Potatoes	ROUND RED	5 lb bag	3.50 - 3.99	166	3.82		3.48	187	3.48		3.99	130	3.99	
Potatoes	ROUND RED	per lb	1.29	65	1.29									
Potatoes	ROUND WHITE	5 lb bag	1.99	44	1.99									
Potatoes	RUSSET	10 lb bag	3.95 - 7.99	94	6.74		3.98 - 5.99	101	4.52		4.49	39	4.49	
Potatoes	RUSSET	4 lb bag					1.50	31	1.50					
Potatoes	RUSSET	5 lb bag	1.68 - 4.99	834	2.52		1.99 - 3.99	2452	3.02		0.97 - 2.99	295	2.28	
Potatoes	RUSSET	8 lb bag	1.99	175	1.99		2.29	277	2.29		1.99	383	1.99	
Potatoes	RUSSET	per lb	0.99 - 1.29	255	1.07		0.79 - 0.99	99	0.86		0.39 - 0.99	83	0.64	
Potatoes	YELLOW TYPE	24 oz bag	3.99	150	3.99									
Potatoes	YELLOW TYPE	3 lb bag								2.99	103	2.99		
Potatoes	YELLOW TYPE	4 lb bag					1.88	26	1.88					
Potatoes	YELLOW TYPE	5 lb bag	3.50	59	3.50					3.99	130	3.99		
Potatoes	YELLOW TYPE	per lb	0.99	20	0.99									
<b>VEGETABLES</b>														
Asparagus	GREEN	per lb	1.99 - 4.99	749	3.24		1.99 - 3.99	1525	2.51		1.99 - 4.49	427	2.74	
Beans	ROUND GREEN TYPE	12 oz bag	2.50 - 3.99	741	3.22		2.50	37	2.50		2.50 - 3.00	170	2.88	
Beans	ROUND GREEN TYPE	per lb					1.50 - 2.49	1302	1.57		1.99 - 2.49	191	2.28	
Beets		per lb					0.98	26	0.98					
Broccoli		per lb	2.19	272	2.19									
Broccoli	CROWN CUT	per lb	1.69 - 3.49	276	1.98		1.69 - 1.99	1168	1.71		2.99	39	2.99	
Brussels Sprouts		1 lb bag					3.49	34	3.49					
Brussels Sprouts		12 oz bag	2.50	237	2.50		2.50	37	2.50		2.97	25	2.97	
Brussels Sprouts		per lb					2.99	65	2.99		1.99	60	1.99	
Cabbage	ROUND GREEN TYPE	per lb	0.65 - 0.99	152	0.86		0.68 - 0.79	145	0.73		0.49 - 0.89	252	0.57	
Carrots		1 lb bag	1.29	38	1.29									
Carrots		2 lb bag	1.99	163	1.99									
Carrots		per bunch	2.00 - 2.50	127	2.42									
Carrots	BABY PEELED	1 lb bag	1.25 - 1.67	459	1.28		1.67	228	1.67		1.29 - 1.67	135	1.40	
Carrots	BABY PEELED	2 lb bag	1.99	74	1.99		1.99	37	1.99					
Cauliflower		each	3.99	188	3.99									
Celery		each	1.49 - 2.29	235	1.67		1.79	277	1.79		1.79	383	1.79	
Celery	HEARTS	per package	2.50	162	2.50					2.68	199	2.68		

Wtd Avg - Simple weighted average



Weekly Grocery Store Specialty Crops Feature Activity  
Friday, May 8, 2026 - Page 16

Commodity	Variety	Unit	NORTHEAST U.S.				SOUTHEAST U.S.				MIDWEST U.S.			
			Price Range	Number of Ads	Wtd Avg Price	% Marked Local	Price Range	Number of Ads	Wtd Avg Price	% Marked Local	Price Range	Number of Ads	Wtd Avg Price	% Marked Local
Chayote		each	0.80 - 1.50	210	0.87		0.50	31	0.50					
Cilantro		per bunch					0.68	26	0.68					
Collards		per lb	1.49	20	1.49									
Corn-Sweet		each	0.33 - 0.83	1700	0.55	4	0.33 - 0.89	2181	0.53	8	0.50 - 0.69	299	0.55	
Corn-Sweet		trays 4-5 ears film wrapped	3.99 - 5.00	1039	4.30		3.00 - 3.99	702	3.53		3.50 - 4.99	155	3.77	
Cucumbers		each	0.67 - 1.25	211	0.96		0.39 - 0.99	58	0.67		0.50 - 1.25	544	0.97	
Cucumbers	LONG SEEDLESS - Greenhouse	each	1.25 - 2.00	223	1.53		0.83 - 2.00	413	1.16		1.25 - 1.50	305	1.36	
Cucumbers	PERSIAN - Greenhouse	12-14 oz trays filmwrapped	1.99	76	1.99		1.99 - 2.50	1168	2.02					
Cucumbers	PERSIAN - Greenhouse	16 oz bag	1.50 - 2.50	221	2.34		2.99	34	2.99		2.99	28	2.99	
Cucumbers	PERSIAN - Greenhouse	32 oz bag	5.00	183	5.00									
Cucumbers	PERSIAN - Greenhouse	5-6 ct trays filmwrapped	2.99	212	2.99						1.97 - 2.50	121	2.39	
Eggplant		per lb	1.49	322	1.49									
Garlic		per lb	5.99	54	5.99									
Garlic		per sleeve	1.50 - 2.99	94	2.53									
Jalapeno Peppers		per lb									1.49	22	1.49	
Kale		per lb	1.49	20	1.49									
Lettuce	Boston - Greenhouse	4 oz containers with lid									3.00	188	3.00	
Lettuce	Green Leaf	each					2.00	34	2.00					
Lettuce	Iceberg	each	1.79	76	1.79		1.79	1094	1.79					
Lettuce	Iceberg	per lb	2.99	38	2.99									
Lettuce	Red Leaf	each					2.00	34	2.00					
Lettuce	Romaine	each					2.00	34	2.00					
Lettuce	Romaine (Hearts)	3 count	2.99 - 3.50	903	3.27									
Mixed Mini Sweet Peppers		1 lb package	2.99	237	2.99		2.99	37	2.99		3.49 - 3.99	150	3.67	
Mixed Mini Sweet Peppers		8 oz package	2.49	162	2.49		2.99	1195	2.99					
Mushrooms	CREMINI	8 oz package									2.49 - 2.50	256	2.50	
Mushrooms	WHITE	1 lb package									3.99	22	3.99	
Mushrooms	WHITE	8 oz package	1.29 - 2.50	1609	1.88		1.29	751	1.29		1.29 - 2.50	1346	1.57	
Onions, Green		per bunch	0.50 - 0.99	357	0.88		0.79	40	0.79		0.79	103	0.79	
Onions, Green	BULB TYPE	per bunch									0.79	188	0.79	
Peppers (Bell Type)	ASSORTED COLORS	3 count filmbag	5.00	183	5.00									
Peppers (Bell Type)	GREEN	each	1.49	35	1.49						0.99 - 1.29	243	1.02	
Peppers (Bell Type)	GREEN	per lb	1.25 - 1.99	136	1.83		1.28 - 2.49	1226	2.46		0.99	35	0.99	
Peppers (Bell Type)	ORANGE - Greenhouse	each	1.50	185	1.50									
Peppers (Bell Type)	ORANGE	each	1.67	24	1.67		1.50 - 1.67	281	1.64		1.50 - 1.67	222	1.54	
Peppers (Bell Type)	ORANGE - Greenhouse	per lb	2.99	22	2.99									
Peppers (Bell Type)	ORANGE	per lb	2.59 - 3.99	202	3.32						2.49 - 3.49	137	3.32	

Wtd Avg - Simple weighted average



Weekly Grocery Store Specialty Crops Feature Activity  
Friday, May 8, 2026 - Page 17

Commodity	Variety	Unit	Price Range	Number of Ads	Wtd Avg Price	% Marked Local	Price Range	Number of Ads	Wtd Avg Price	% Marked Local	Price Range	Number of Ads	Wtd Avg Price	% Marked Local
Peppers (Bell Type)	RED - Greenhouse	each	1.50	185	1.50									
Peppers (Bell Type)	RED	each	1.67	24	1.67		1.50 - 1.69	346	1.65		1.50 - 1.67	222	1.54	
Peppers (Bell Type)	RED - Greenhouse	per lb	2.99	22	2.99									
Peppers (Bell Type)	RED	per lb	2.59 - 3.99	202	3.32						2.49 - 3.49	137	3.32	
Peppers (Bell Type)	YELLOW - Greenhouse	each	1.50	185	1.50									
Peppers (Bell Type)	YELLOW	each	1.67	24	1.67		1.50 - 1.67	281	1.64		1.50 - 1.67	222	1.54	
Peppers (Bell Type)	YELLOW - Greenhouse	per lb	2.99	22	2.99									
Peppers (Bell Type)	YELLOW	per lb	2.59 - 3.99	202	3.32						2.49 - 3.49	137	3.32	
Radishes		1 lb bag	1.50 - 3.50	268	2.92									
Radishes		per bunch									0.99	22	0.99	
Salad (Mixed Types)		1 lb package					1.99	1195	1.99		1.67	39	1.67	
Salad (Mixed Types)		10-12 oz package	2.50 - 3.00	440	2.68		1.29 - 2.50	385	1.63		2.50 - 3.00	614	2.52	
Salad (Mixed Types)		5-9 oz package	2.50	59	2.50		2.50	108	2.50		2.50 - 3.00	554	2.53	
Salad (Mixed Types)	Spring Mix	10-12 oz package					2.00	65	2.00					
Salad (Mixed Types)	Spring Mix	5-9 oz package	2.50	72	2.50									
Snow Peas		6 oz bags									3.49	20	3.49	
Spinach		per bunch	2.00	20	2.00									
Spinach	FLAT TYPE	8-10 oz package	1.49 - 2.50	791	2.09		2.50	37	2.50		1.50 - 1.99	83	1.63	
Squash	Butternut	per lb					0.98	26	0.98					
Squash	GREY	per lb	1.29	36	1.29						1.49	22	1.49	
Squash	Yellow Crookneck/Straightneck	per lb	0.99 - 1.99	879	1.46		0.99 - 2.49	445	1.50		1.29 - 1.69	258	1.47	
Squash	Zucchini	per lb	0.99 - 1.99	1673	1.35		0.98 - 2.49	1262	1.30		1.19 - 1.69	1120	1.25	
Sugar Snap Peas		8 oz bags									3.49	20	3.49	
Sweet Potatoes		3 lb bag	2.99	237	2.99		2.99	37	2.99					
Sweet Potatoes		per lb	0.99 - 1.49	527	1.16		0.98 - 0.99	117	0.99		0.99	22	0.99	
Swiss Chard		per bunch									0.99	22	0.99	
Tomatillos		per lb									0.69	22	0.69	
Tomatoes		per lb	2.99	20	2.99									
Tomatoes	Cherry Type	10 oz package	3.50	20	3.50		2.50	74	2.50					
Tomatoes	Cherry Type	12 oz package	3.99	60	3.99									
Tomatoes	GRAPE TYPE	1 pint package	2.50 - 2.99	392	2.76		2.50 - 2.99	107	2.83		2.99	96	2.99	
Tomatoes	GRAPE TYPE	10 oz package	2.50	348	2.50		2.50	74	2.50		1.99 - 2.99	233	2.82	
Tomatoes	VINE RIPES - Greenhouse	per lb					1.88 - 2.49	419	2.41		1.79	22	1.79	
Tomatoes	VINE RIPES	per lb					2.49	46	2.49					
Tomatoes	Vine Ripes - Heirloom Varieties - Greenhouse	per lb									2.99	60	2.99	
Tomatoes	VINE RIPES - ON THE VINE - Greenhouse	per lb	0.97 - 1.99	515	1.39		1.69	119	1.69		2.19	44	2.19	

Wtd Avg - Simple weighted average



Weekly Grocery Store Specialty Crops Feature Activity  
Friday, May 8, 2026 - Page 18

Commodity	Variety	Unit	NORTHEAST U.S.				SOUTHEAST U.S.				MIDWEST U.S.			
			Price Range	Number of Ads	Wtd Avg Price	% Marked Local	Price Range	Number of Ads	Wtd Avg Price	% Marked Local	Price Range	Number of Ads	Wtd Avg Price	% Marked Local
<b>OTHER SPECIALTY CROP ITEMS</b>														
Hemp Seeds Shelled		16 oz									11.79	39	11.79	
Hemp Seeds Shelled		8 oz					7.79	74	7.79					
Honey		12 oz	2.99 - 5.99	81	3.73		3.99	94	3.99		2.89 - 6.99	241	6.16	
Honey		16 oz	6.99	190	6.99		9.99	94	9.99		7.99	44	7.99	
<b>SEASONAL ITEMS</b>														
Ornamentals	Chrysanthemums	6 inch pot	8.99	59	8.99									
Ornamentals	Rose, Hybrid Tea	bunched 12s	12.99 - 24.99	856	17.78		8.99 - 20.00	693	17.93		14.99 - 26.99	924	21.17	
Ornamentals	Tulips	6 inch pot	8.00	339	8.00		8.00	367	8.00					
Ornamentals	Tulips	bunched 10s	5.99 - 9.99	1358	7.84		5.99 - 9.98	2429	7.81		7.99 - 11.99	199	9.86	
Ornamentals	Tulips	bunched 15s									12.99	188	12.99	
Ornamentals	Tulips	bunched 7s					8.99	74	8.99					

Wtd Avg - Simple weighted average



Weekly Grocery Store Specialty Crops Feature Activity  
Friday, May 8, 2026 - Page 19

Commodity	Variety	Unit	SOUTH CENTRAL U.S.				SOUTHWEST U.S.				NORTHWEST U.S.			
			Price Range	Number of Ads	Wtd Avg Price	% Marked Local	Price Range	Number of Ads	Wtd Avg Price	% Marked Local	Price Range	Number of Ads	Wtd Avg Price	% Marked Local
<b>FRUIT</b>														
Apple Pears		each					2.99 - 3.50	307	3.30		3.79	123	3.79	
Apples	COSMIC CRISP	per lb	1.78	23	1.78		0.99 - 1.99	427	1.82					
Apples	Fuji	5 lb bag	5.00	440	5.00		5.00	307	5.00					
Apples	Fuji	each	0.33	65	0.33									
Apples	Fuji	per lb	1.49	27	1.49		0.89 - 1.49	451	1.41		1.19 - 1.49	84	1.27	100
Apples	Gala/Royal Gala	per lb	1.99	165	1.99		1.99	146	1.99					
Apples	Granny Smith	5 lb bag	5.00	325	5.00		5.00	120	5.00					
Apples	Granny Smith	per lb	1.49 - 1.99	192	1.92		0.99 - 1.99	591	1.57					
Apples	Honeycrisp	per lb	2.49 - 3.10	130	2.97		3.10	109	3.10		3.10	22	3.10	
Apples	OPAL	per lb									1.48	81	1.48	100
Apples	Pink Lady/Cripps Pink	3 lb bag	2.99	341	2.99		2.99	128	2.99					
Apples	Pink Lady/Cripps Pink	5 lb bag	5.00	440	5.00		5.00	120	5.00		3.99	150	3.99	
Apples	Pink Lady/Cripps Pink	per lb	0.97 - 1.29	429	1.06		0.99	115	0.99		0.99	23	0.99	
Apples	Red Delicious	per lb	1.49	63	1.49		0.89	61	0.89					
Apples, Processed	Juice	64 oz (1/2 gallon)	2.44 - 2.99	254	2.70		2.98 - 3.49	320	3.10		2.50 - 2.98	117	2.83	
Apricots		per lb	2.99 - 3.99	260	3.62		3.99	122	3.99	100				
Avocados	Hass	5 count mesh bags					3.50	55	3.50					
Avocados	Hass	each	1.50	160	1.50		1.67	407	1.67					
Avocados	Hass-Marked Extra Large	each					1.66 - 1.67	68	1.67					
Avocados	Hass-Marked Large	each	0.89 - 2.50	277	1.73		0.89 - 1.67	320	1.28		1.67	22	1.67	
Avocados	Hass-Marked Medium	each					1.50	536	1.50					
Avocados	Hass-Marked Small	each	0.59	103	0.59		0.33 - 0.50	302	0.47					
Bananas		per lb					0.59 - 0.69	359	0.62					
Blackberries		1 pint (11-12 oz cntr w/ lid)	3.99 - 4.99	255	4.57		4.99	187	4.99		5.49	123	5.49	
Blackberries		5.6-6 oz package	1.69 - 3.99	941	2.58		2.00 - 3.99	725	2.91		2.50 - 3.99	632	2.55	
Blueberries		1 pint (11-12 oz cntr w/ lid)	2.50 - 4.99	323	3.79		2.50 - 4.99	291	4.37		2.50	23	2.50	
Blueberries		18 oz package	3.99 - 6.99	385	5.98		3.99 - 5.99	644	5.22		5.99	150	5.99	
Blueberries		6 oz package	2.99	103	2.99		2.00 - 3.99	669	2.94					
Cactus Pears		per lb					0.99	42	0.99					
Cantaloupes		each	2.99	65	2.99		3.50 - 3.99	201	3.86	60	4.99	305	4.99	
Cantaloupes		per lb					0.50 - 0.99	137	0.76		0.99	97	0.99	
Cherries	Rainier	per lb					8.99	45	8.99					
Cherries	Red Varieties	per lb	1.50 - 5.99	990	5.10		1.49 - 6.99	1507	5.50	44	3.99 - 5.99	599	5.11	
Clementines		2 lb bag	5.99	107	5.99									
Clementines		3 lb bag					3.99 - 4.99	454	4.62	42				
Grapefruit	RED	5 lb bag									6.49	123	6.49	
Grapes	Black Seedless	per lb	1.79	30	1.79						1.99	305	1.99	

Wtd Avg - Simple weighted average





Commodity	Variety	Unit	SOUTH CENTRAL U.S.				SOUTHWEST U.S.				NORTHWEST U.S.			
			Price Range	Number of Ads	Wtd Avg Price	% Marked Local	Price Range	Number of Ads	Wtd Avg Price	% Marked Local	Price Range	Number of Ads	Wtd Avg Price	% Marked Local
Strawberries		1 lb package	1.78 - 3.50	598	2.58		1.49 - 4.99	784	3.03		1.98 - 3.50	167	2.57	
Strawberries		2 lb package	2.97 - 5.98	828	4.67		3.97 - 4.99	799	4.27		3.49	305	3.49	
Tangelos		3 lb bag					2.99	146	2.99					
Tangerines/Mandarins		2 lb bag	4.99	103	4.99		2.99	42	2.99					
Tangerines/Mandarins		3 lb bag	2.99 - 5.99	815	4.10		2.99 - 4.99	369	4.30	53				
Tangerines/Mandarins		5 lb package	4.99	23	4.99		4.99 - 7.99	479	6.59		4.99	123	4.99	
Tangerines/Mandarins		each	1.50	65	1.50									
Tangerines/Mandarins		per lb					1.29 - 3.99	133	2.41					
Watermelons	Red Flesh Seeded Type	each	6.99	23	6.99		4.99	103	4.99					
Watermelons	Red Flesh Seedless Miniature	each	2.97 - 3.99	429	3.27		2.99 - 5.99	413	3.31		2.50 - 4.99	409	4.55	
Watermelons	Red Flesh Seedless Type	each	3.49 - 5.99	784	4.94		4.99	538	4.99		8.99	123	8.99	
Watermelons	Red Flesh Seedless Type	per lb					0.33 - 0.50	430	0.47		0.59 - 0.69	234	0.62	
<b>POTATOES &amp; ONIONS</b>														
Onions, Dry	RED	per lb	0.99	107	0.99		0.69	46	0.69					
Onions, Dry	WHITE	per lb					0.99 - 1.29	136	1.04					
Onions, Dry	YELLOW	3 lb bag	2.50	163	2.50									
Onions, Dry	YELLOW	per lb	0.98	126	0.98		0.50 - 1.99	449	1.23		0.99	110	0.99	100
Onions, Dry	YELLOW MARKED SWEET	3 lb bag	3.49 - 3.99	79	3.82									
Onions, Dry	YELLOW MARKED SWEET	per lb	0.97 - 1.48	293	1.22		1.48	20	1.48		2.49	22	2.49	
Potatoes	MIXED COLORS	3 lb bag	3.49	27	3.49									
Potatoes	ROUND RED	3 lb bag	2.50 - 3.79	407	2.83									
Potatoes	ROUND RED	5 lb bag					3.99	169	3.99					
Potatoes	ROUND RED	per lb	1.29	95	1.29		0.69 - 0.99	88	0.83		1.89	22	1.89	
Potatoes	ROUND WHITE	per lb					0.99	42	0.99					
Potatoes	RUSSET	10 lb bag	2.98 - 4.98	177	4.30		1.99	61	1.99		2.00	36	2.00	
Potatoes	RUSSET	5 lb bag	1.50 - 3.00	327	2.21		1.99 - 2.50	195	2.31		2.48	81	2.48	
Potatoes	RUSSET	8 lb bag	3.99	107	3.99									
Potatoes	RUSSET	per lb	0.48 - 0.99	121	0.74		0.44 - 0.49	76	0.46		0.39 - 0.50	46	0.44	
Potatoes	YELLOW TYPE	3 lb bag	2.50 - 3.79	166	2.94									
Potatoes	YELLOW TYPE	5 lb bag	2.50	303	2.50		3.99	169	3.99					
Potatoes	YELLOW TYPE	per lb	1.29	95	1.29		0.69	46	0.69		1.89	22	1.89	
<b>VEGETABLES</b>														
Artichokes		each	2.50	60	2.50		2.50	291	2.50					
Asparagus	GREEN	per lb	3.49 - 3.99	121	3.74		4.99	354	4.99		2.99 - 3.99	641	3.30	48
Beans	ROUND GREEN TYPE	per lb	1.69 - 2.49	82	2.20						1.98	21	1.98	
Bok Choy		per lb	1.79	60	1.79									
Broccoli	CROWN CUT	per lb	2.29 - 2.99	156	2.56									

Wtd Avg - Simple weighted average



Weekly Grocery Store Specialty Crops Feature Activity  
Friday, May 8, 2026 - Page 22

Commodity	Variety	Unit	SOUTH CENTRAL U.S.				SOUTHWEST U.S.				NORTHWEST U.S.			
			Price Range	Number of Ads	Wtd Avg Price	% Marked Local	Price Range	Number of Ads	Wtd Avg Price	% Marked Local	Price Range	Number of Ads	Wtd Avg Price	% Marked Local
Brussels Sprouts		1 lb bag	2.99	27	2.99									
Brussels Sprouts		per lb								1.98 - 3.49	66	2.66		
Cabbage	ROUND GREEN TYPE	per lb	0.49 - 0.89	190	0.65		0.49 - 0.69	203	0.56					
Carrots		5 lb film bag					3.00	55	3.00					
Carrots	BABY PEELED	1 lb bag	2.00	23	2.00					1.78	81	1.78		
Carrots	BABY PEELED	2 lb bag					2.50 - 2.99	315	2.73					
Cauliflower		per lb								2.49	36	2.49		
Celery		each					1.88	66	1.88					
Celery	HEARTS	per package	2.68	42	2.68									
Chayote		each					0.69	61	0.69					
Chinese Cabbage		per lb	1.79	60	1.79		0.89	45	0.89					
Cilantro		per bunch	0.33 - 0.59	423	0.50		0.33 - 0.75	521	0.54					
Collards		per bunch	1.27	47	1.27		1.25	53	1.25					
Corn-Sweet		each	0.20 - 1.00	415	0.40		0.50 - 1.00	339	0.54	1.25	23	1.25		
Corn-Sweet		trays 4-5 ears film wrapped	2.99 - 4.88	323	3.65		3.50 - 6.00	186	4.39	3.50 - 3.99	207	3.55		
Cucumbers		each	0.33 - 0.99	409	0.52		0.33 - 0.75	627	0.55	0.59	36	0.59		
Cucumbers	LONG SEEDLESS - Greenhouse	each					1.50	20	1.50					
Cucumbers	PERSIAN - Greenhouse	16 oz bag	2.50	34	2.50									
Cucumbers	PERSIAN - Greenhouse	32 oz bag					3.99	199	3.99					
Cucumbers	PERSIAN - Greenhouse	5-6 ct trays filmwrapped	1.69 - 2.50	174	2.22									
Cucumbers	PERSIAN - Greenhouse	per lb					1.29	53	1.29					
Eggplant		per lb	1.49	60	1.49									
Garlic		per sleeve					1.49	61	1.49					
Jalapeno Peppers		per lb					0.99 - 1.29	106	1.16					
Jicama		per lb	1.27	47	1.27		0.69 - 0.99	200	0.88					
Lettuce	Green Leaf	each	2.00	60	2.00					1.50	23	1.50		
Lettuce	Iceberg	each	2.00	160	2.00		1.99	66	1.99					
Lettuce	Red Leaf	each	2.00	60	2.00									
Lettuce	Romaine	each								1.50	59	1.50		
Lettuce	Romaine (Hearts)	3 count	3.99	165	3.99									
Mixed Mini Sweet Peppers		1 lb package	3.99	42	3.99		2.99	169	2.99	2.99	23	2.99		
Mushrooms	CREMINI	8 oz package	2.50	61	2.50					3.99	22	3.99		
Mushrooms	WHITE	8 oz package	1.29 - 2.50	504	1.68					3.99	132	3.99		
Mushrooms	WHITE	per lb					3.48	73	3.48					
Mustard		per bunch	1.27	47	1.27		1.25	53	1.25					
Onions, Green		per bunch	0.50 - 0.69	95	0.56		0.44 - 0.99	507	0.63	0.69	61	0.69		
Onions, Green	BULB TYPE	per bunch	0.50	47	0.50									
Peppers (Bell Type)	ASSORTED COLORS	3 count filmbag					2.99	42	2.99					
Peppers (Bell Type)	GREEN	each	0.99	297	0.99		0.44	46	0.44	0.99	36	0.99		

Wtd Avg - Simple weighted average



Weekly Grocery Store Specialty Crops Feature Activity  
Friday, May 8, 2026 - Page 23

Commodity	Variety	Unit	SOUTH CENTRAL U.S.				SOUTHWEST U.S.				NORTHWEST U.S.			
			Price Range	Number of Ads	Wtd Avg Price	% Marked Local	Price Range	Number of Ads	Wtd Avg Price	% Marked Local	Price Range	Number of Ads	Wtd Avg Price	% Marked Local
Peppers (Bell Type)	GREEN	per lb									0.99	23	0.99	
Peppers (Bell Type)	ORANGE - Greenhouse	each					2.50	66	2.50					
Peppers (Bell Type)	ORANGE	each	1.25 - 1.50	159	1.33		0.44 - 2.50	199	1.57		0.99	110	0.99	
Peppers (Bell Type)	RED - Greenhouse	each					2.50	66	2.50					
Peppers (Bell Type)	RED	each	1.25 - 1.69	253	1.41		0.44 - 2.50	199	1.57		0.99	110	0.99	
Peppers (Bell Type)	YELLOW - Greenhouse	each					2.50	66	2.50					
Peppers (Bell Type)	YELLOW	each	1.25 - 1.50	182	1.35		0.44 - 2.50	199	1.57		0.99	110	0.99	
Poblano Pepper		per lb	1.99	30	1.99									
Radishes		per bunch					0.44 - 0.75	257	0.65		0.69	61	0.69	
Salad (Mixed Types)		10-12 oz package	1.77 - 3.99	523	3.40		2.99 - 3.99	744	3.51		3.48	81	3.48	
Salad (Mixed Types)		5-9 oz package	2.00 - 2.50	87	2.37		2.99 - 3.49	476	3.12		3.48	81	3.48	
Salad (Mixed Types)	Spring Mix	5-9 oz package									3.99	23	3.99	
Serrano Peppers		per lb	1.77	303	1.77									
Spinach		per bunch	0.89	30	0.89									
Spinach	FLAT TYPE	5-7 oz package									3.99	23	3.99	
Squash	GREY	per lb	0.79 - 1.29	142	1.05		0.99	55	0.99					
Squash	Kabocha	per lb					0.99	45	0.99					
Squash	Yellow Crookneck/Straightneck	per lb	0.99 - 1.49	350	1.34	27	2.49	146	2.49		2.79	22	2.79	
Squash	Zucchini	per lb	0.99 - 1.49	691	1.27	13	2.49	146	2.49		2.79	22	2.79	
Sweet Potatoes		per lb	0.99 - 1.29	225	1.12									
Tomatillos		per lb	0.89 - 1.29	95	1.02		0.89 - 0.99	156	0.92					
Tomatoes	GRAPE TYPE - Greenhouse	10 oz package									3.50	61	3.50	
Tomatoes	GRAPE TYPE	10 oz package	2.99	125	2.99		2.98	20	2.98					
Tomatoes	GRAPE TYPE	16 oz					4.99	122	4.99					
Tomatoes	VINE RIPES - Greenhouse	per lb	1.48	30	1.48									
Tomatoes	VINE RIPES - ON THE VINE - Greenhouse	per lb	1.77 - 2.29	363	2.09									
Turnip Tops		per bunch	1.27	47	1.27									
<b>OTHER SPECIALTY CROP ITEMS</b>														
Honey		12 oz	3.99 - 6.29	199	4.50	15	3.49 - 6.19	208	5.21	9	3.99	4	3.99	
Honey		16 oz					6.99	20	6.99	100	9.99	4	9.99	
<b>SEASONAL ITEMS</b>														
Ornamentals	Rose, Hybrid Tea	bunched 12s	12.97 - 20.00	622	18.65		12.99 - 20.00	1583	18.17		20.00	72	20.00	
Ornamentals	Tulips	4 Inch Pot					10.00	20	10.00					
Ornamentals	Tulips	6 inch pot	8.00 - 10.99	400	8.80		8.99	256	8.99		8.00	72	8.00	
Ornamentals	Tulips	bunched 10s	5.99 - 9.99	686	7.15						8.00 - 9.99	243	9.15	25
Ornamentals	Tulips	bunched 15s					12.99	122	12.99					
Ornamentals	Tulips	bunched 20s	19.99	134	19.99									

Wtd Avg - Simple weighted average



Commodity	Variety	Unit	SOUTH CENTRAL U.S.				SOUTHWEST U.S.				NORTHWEST U.S.			
			Price Range	Number of Ads	Wtd Avg Price	% Marked Local	Price Range	Number of Ads	Wtd Avg Price	% Marked Local	Price Range	Number of Ads	Wtd Avg Price	% Marked Local
Ornamentals	Tulips	bunched 5s									5.00	305	5.00	

Wtd Avg - Simple weighted average



Commodity	Variety	Unit	ALASKA U.S.				HAWAII U.S.			
			Price Range	Number of Ads	Wtd Avg Price	% Marked Local	Price Range	Number of Ads	Wtd Avg Price	% Marked Local
<b>FRUIT</b>										
Apples	Envy	per lb					1.99 - 2.49	27	2.42	
Apples	Fuji	3 lb bag					5.59	7	5.59	
Apples	Fuji	5 lb bag	5.00	11	5.00					
Apples	Gala/Royal Gala	3 lb bag					6.29	3	6.29	
Apples	Granny Smith	per lb	1.18	3	1.18					
Apples	Honeycrisp	per lb	3.29	11	3.29		4.34	4	4.34	
Apples	Pink Lady/Cripps Pink	per lb					1.79	7	1.79	
Apples, Processed	Juice	128 oz (1 gallon)	7.49	11	7.49					
Apples, Processed	Juice	64 oz (1/2 gallon)	3.79	11	3.79					
Avocados	Hass	4 count mesh bags					4.69	3	4.69	
Avocados	Hass	each	1.98	3	1.98					
Avocados	Hass-Marked Large	each					2.34	4	2.34	
Bananas		per lb					1.29	3	1.29	
Blackberries		1 pint (11-12 oz cntr w/ lid)	6.99	11	6.99					
Blueberries		6 oz package					5.69	3	5.69	
Cantaloupes		each	5.99	11	5.99					
Cantaloupes		per lb	1.68 - 1.69	5	1.68		1.39	3	1.39	
Cherries	Red Varieties	per lb	5.99 - 8.99	31	7.57		6.49 - 7.99	29	7.89	
Grapefruit	RED	5 lb bag	7.99	11	7.99					
Grapes	Black Seedless	per lb	2.49 - 5.99	48	5.19					
Grapes	Red Seedless	per lb	2.49 - 5.99	53	5.06					
Grapes	White Seedless Type	per lb	2.49 - 5.99	50	5.13		4.49 - 6.49	35	6.38	
Honeydews		each	5.99	11	5.99					
Lemons		each					0.78	4	0.78	
Mangoes	Round Varieties	per lb					2.99 - 4.49	36	4.37	
Mangoes	Yellow Varieties	each					1.95	4	1.95	
Nectarines	Various Yellow Flesh Varieties	per lb					3.49	23	3.49	
Oranges	Navel	5 lb bag	7.99	2	7.99					
Oranges	Navel	per lb	1.79	11	1.79		1.99	7	1.99	
Peaches	Various Yellow Flesh Varieties	per lb					3.49	23	3.49	
Pears	D'Anjou	3 lb bag					5.49	3	5.49	
Pears	D'Anjou	per lb					1.99	7	1.99	
Pineapples		each	4.99 - 9.49	52	8.40					
Raspberries		1 pint (11-12 oz cntr w/ lid)	6.99	11	6.99					
Strawberries		1 lb package	3.29 - 3.50	4	3.40		3.99 - 4.99	27	4.84	
Strawberries		2 lb package	4.49	11	4.49					
Tangerines/Mandarins		2 lb bag					4.99 - 5.49	27	5.42	
Tangerines/Mandarins		3 lb bag	8.49	9	8.49					

Wtd Avg - Simple weighted average



Commodity	Variety	Unit	ALASKA U.S.				HAWAII U.S.			
			Price Range	Number of Ads	Wtd Avg Price	% Marked Local	Price Range	Number of Ads	Wtd Avg Price	% Marked Local
Tangerines/Mandarins		5 lb package	6.49	11	6.49					
Watermelons	Red Flesh Seedless Miniature	each	5.99 - 9.99	48	9.07		5.99	23	5.99	
<b>POTATOES &amp; ONIONS</b>										
Onions, Dry	YELLOW MARKED SWEET	2 lb bag					2.49	2	2.49	
Onions, Dry	YELLOW MARKED SWEET	per lb	1.68 - 2.29	12	2.14					
Potatoes	ROUND RED	5 lb bag	5.99	11	5.99					
Potatoes	ROUND RED	per lb					1.49	7	1.49	
Potatoes	ROUND WHITE	24 oz bag	4.99	11	4.99					
Potatoes	RUSSET	5 lb bag	2.99 - 3.00	4	3.00					
Potatoes	RUSSET	per lb	0.88	3	0.88					
Potatoes	YELLOW TYPE	24 oz bag	4.99	11	4.99					
<b>VEGETABLES</b>										
Asparagus	GREEN	per lb	3.29 - 4.99	38	4.52	5				
Beans	ROUND GREEN TYPE	12 oz bag	4.99	11	4.99					
Beans	ROUND GREEN TYPE	per lb					1.99	2	1.99	
Beets		per lb					2.59	7	2.59	
Bok Choy		per lb	3.47	11	3.47					
Broccoli	CROWN CUT	per lb					2.49	3	2.49	
Brussels Sprouts		12 oz bag	4.99	11	4.99					
Brussels Sprouts		per lb	2.79	2	2.79					
Cabbage	ROUND GREEN TYPE	per lb					1.39	4	1.39	
Carrots		1 lb bag					1.69	3	1.69	
Carrots		2 lb bag	4.99	37	4.99					
Carrots	BABY PEELED	1 lb bag	2.00	2	2.00					
Carrots	BABY PEELED	2 lb bag					5.49	7	5.49	
Celery		each					1.99	2	1.99	
Corn-Sweet		each	2.29	9	2.29					
Corn-Sweet		trays 4-5 ears film wrapped	5.49	11	5.49					
Jalapeno Peppers		per lb	2.49	11	2.49					
Lettuce	Iceberg	per lb					2.19	3	2.19	
Lettuce	Romaine (Hearts)	3 count	3.69 - 7.99	39	7.77					
Mixed Mini Sweet Peppers		1 lb package	3.79	2	3.79					
Mushrooms	CREMINI	8 oz package	2.79 - 3.00	13	2.97					
Mushrooms	WHITE	8 oz package	3.00	11	3.00					
Peppers (Bell Type)	ORANGE	per lb	2.68	3	2.68					
Peppers (Bell Type)	RED	per lb	2.68	3	2.68					

Wtd Avg - Simple weighted average



Commodity	Variety	Unit	ALASKA U.S.				HAWAII U.S.			
			Price Range	Number of Ads	Wtd Avg Price	% Marked Local	Price Range	Number of Ads	Wtd Avg Price	% Marked Local
Peppers (Bell Type)	YELLOW	per lb	2.68	3	2.68					
Salad (Mixed Types)		10-12 oz package	3.00	2	3.00					
Spinach		per bunch				3.50	23	3.50		
Squash	Kabocha	per lb				1.89	7	1.89		
Tomatoes	VINE RIPES - ON THE VINE - Greenhouse	per lb	3.49	2	3.49					
<b>OTHER SPECIALTY CROP ITEMS</b>										
Hemp Seeds Shelled		8 oz	13.49	11	13.49					
<b>SEASONAL ITEMS</b>										
Ornamentals	Rose, Hybrid Tea	bunched 12s	24.99 - 25.99	48	25.76		19.99	23	19.99	
Ornamentals	Tulips	bunched 10s					11.99	23	11.99	
Ornamentals	Tulips	bunched 5s	6.00	11	6.00					

Wtd Avg - Simple weighted average



## NATIONAL ORGANIC SUMMARY

(not including AK & HI)

Fruit								
Commodity	Variety	Unit	THIS WEEK		LAST WEEK		LAST YEAR	
			Number of Ads	Wtd Avg Price	Number of Ads	Wtd Avg Price	Number of Ads	Wtd Avg Price
Apples	COSMIC CRISP	per lb	481	3.10	481	3.10	481	2.99
Apples	Fuji	2 lb bag	913	4.67			227	3.99
Apples	Fuji	5 lb bag	44	5.00				
Apples	Fuji	per lb	29	1.95	65	2.99	107	1.99
Apples	Gala/Royal Gala	2 lb bag	753	4.29	225	3.95	273	3.89
Apples	Gala/Royal Gala	per lb	20	2.48	255	2.62	317	2.23
Apples	Granny Smith	2 lb bag	531	4.99			183	3.99
Apples	Honeycrisp	2 lb bag	274	4.99				
Apples	Honeycrisp	per lb	81	3.98				
Apples	Pink Lady/Cripps Pink	2 lb bag	1,582	4.25			24	4.99
Apples	Pink Lady/Cripps Pink	per lb	73	1.49				
Apples, Processed	Juice	64 oz (1/2 gallon)	107	3.99				
Apricots		per lb	122	4.99			122	4.99
Avocados	Hass	4 count mesh bags	22	2.99	431	4.30		
Avocados	Hass	each	26	3.50	714	3.43	109	1.39
Avocados	Hass-Marked Large	each	35	2.00				
Bananas		per lb	1,455	0.73	400	0.91	280	0.84
Blackberries		5.6-6 oz package	132	4.43	306	4.21	771	4.26
Blueberries		1 pint (11-12 oz cntr w/ lid)	74	5.29	148	4.99	335	4.60
Blueberries		18 oz package	154	6.99	154	6.99		
Blueberries		6 oz package	207	4.79	202	4.99	651	4.30
Cantaloupes		each	94	3.50				
Cherries	Red Varieties	per lb	22	9.99				
Lemons		2 lb bag	547	4.70	347	5.00	249	4.87
Lemons		each	122	0.89			260	0.93
Limes		2 pound bags	341	5.00	347	5.00		
Mangoes	Round Varieties	each	466	1.60	81	2.50	784	1.61
Pears	Bosc	per lb	65	2.49	65	2.49		
Pineapples		each	26	6.99				
Raspberries		6 oz package	160	4.35	250	4.84	880	4.04
Strawberries		1 lb package	1,520	5.10	1,273	4.98	2,715	4.12
Strawberries		2 lb package	435	5.99	309	6.13	340	7.15
Watermelons	Red Flesh Seedless Miniature	each	43	4.01				

Wtd Avg - Simple weighted average



Potatoes & Onions								
Commodity	Variety	Unit	THIS WEEK		LAST WEEK		LAST YEAR	
			Number of Ads	Wtd Avg Price	Number of Ads	Wtd Avg Price	Number of Ads	Wtd Avg Price
Onions, Dry	RED	per lb	235	1.66	154	1.49		
Onions, Dry	YELLOW	2 lb bag	22	2.50			66	3.99
Onions, Dry	YELLOW	3 lb bag	270	4.40	1,276	4.09	38	3.99
Onions, Dry	YELLOW MARKED SWEET	2 lb bag	393	3.79			214	3.93
Onions, Dry	YELLOW MARKED SWEET	3 lb bag	1,236	3.94				
Potatoes	FINGERLING	24 oz bag	60	3.50				
Potatoes	MIXED COLORS	24 oz bag	190	4.99	190	4.99		
Potatoes	ROUND RED	24 oz bag	190	4.99	190	4.99		
Potatoes	ROUND RED	3 lb bag	212	4.77	25	3.97	183	3.99
Potatoes	RUSSET	3 lb bag	1,254	5.47			183	3.99
Potatoes	RUSSET	per lb	154	1.49	154	1.49	154	1.49
Potatoes	YELLOW TYPE	24 oz bag	2,345	3.70	190	4.99		
Potatoes	YELLOW TYPE	3 lb bag	212	4.77	25	3.97		

Vegetables								
Commodity	Variety	Unit	THIS WEEK		LAST WEEK		LAST YEAR	
			Number of Ads	Wtd Avg Price	Number of Ads	Wtd Avg Price	Number of Ads	Wtd Avg Price
Beans	ROUND GREEN TYPE	12 oz bag	172	3.72	103	3.99	20	3.99
Broccoli		per bunch	649	3.29	408	3.09	839	3.20
Broccoli		per lb	435	2.48	107	2.48		
Broccoli	BABY HYBRID TYPE	per bunch	81	2.98			148	2.87
Broccoli	CROWN CUT	per lb	122	2.99	66	3.99	60	4.26
Carrots		2 lb bag	131	2.50	176	2.99	183	2.50
Carrots		per bunch	53	1.67	131	2.99	107	2.29
Carrots		per lb	154	1.29	192	1.39	154	1.29
Carrots	BABY PEELED	1 lb bag	167	1.71	292	1.97	494	2.26
Carrots	BABY PEELED	2 lb bag	162	2.50			83	3.49
Carrots	Baby Peeled Type Mixed Color	12 oz bag	45	2.71	20	2.99		
Cauliflower		each	38	4.29	66	3.99	60	1.99
Celery		each	25	2.77	25	2.77	206	1.74
Cucumbers		each	208	1.42	46	1.24	23	0.79
Cucumbers	LONG SEEDLESS - Greenhouse	each	65	3.99			24	2.50
Cucumbers	PERSIAN - Greenhouse	12-14 oz trays filmwrapped	25	3.99	27	3.99		
Cucumbers	PERSIAN - Greenhouse	16 oz bag	433	4.24	542	4.28		
Cucumbers	PERSIAN - Greenhouse	5-6 ct trays filmwrapped	299	4.15	533	3.96		
Kale		per bunch	62	2.03	20	1.67	303	2.08
Kale		per lb	38	1.69				
Lettuce	Boston	4 oz containers with lid	35	4.99				
Lettuce	Green Leaf	each	22	1.50				
Lettuce	Iceberg	each	146	2.99	34	2.99	205	3.33
Lettuce	Red Leaf	each	22	1.50				

Wtd Avg - Simple weighted average



Commodity	Variety	Unit	THIS WEEK		LAST WEEK		LAST YEAR	
			Number of Ads	Wtd Avg Price	Number of Ads	Wtd Avg Price	Number of Ads	Wtd Avg Price
Lettuce	Romaine (Hearts)	3 count	534	4.09	358	4.48	188	4.37
Mixed Mini Sweet Peppers		8 oz package	27	2.99	27	3.29		
Mushrooms	CREMINI	8 oz package	355	3.27	74	2.99	501	3.50
Mushrooms	WHITE	8 oz package	1,437	3.52	66	3.29	463	3.44
Radishes		per bunch	187	1.98			53	1.50
Salad (Mixed Types)		1 lb package	62	5.37			20	5.98
Salad (Mixed Types)		10-12 oz package	487	5.65	728	5.79	530	5.45
Salad (Mixed Types)		5-9 oz package	2,039	3.22	1,184	3.54	2,333	3.37
Salad (Mixed Types)	Spring Mix	1 lb package	59	5.33	60	4.99		
Salad (Mixed Types)	Spring Mix	5-9 oz package	620	3.52	154	3.99		
Spinach	FLAT TYPE	11 oz package	186	4.89				
Spinach	FLAT TYPE	5-7 oz package	79	3.88	95	3.00	319	3.57
Swiss Chard		per bunch	22	1.50				
Tomatoes		per lb	154	2.49	154	2.49	154	2.99
Tomatoes	GRAPE TYPE	1 pint package	919	3.06	338	2.90	901	2.74
Tomatoes	GRAPE TYPE	10 oz package	206	3.10	183	2.99	174	3.68

**Other Specialty Crop Items**

Commodity	Variety	Unit	THIS WEEK		LAST WEEK		LAST YEAR	
			Number of Ads	Wtd Avg Price	Number of Ads	Wtd Avg Price	Number of Ads	Wtd Avg Price
Honey		12 oz	607	6.18	22	6.79		
Honey		16 oz	1,411	7.71	4	14.49		

Wtd Avg - Simple weighted average



### REGIONAL ORGANIC DETAILS

Commodity	Variety	Unit	NORTHEAST U.S.				SOUTHEAST U.S.				MIDWEST U.S.			
			Price Range	Number of Ads	Wtd Avg Price	% Marked Local	Price Range	Number of Ads	Wtd Avg Price	% Marked Local	Price Range	Number of Ads	Wtd Avg Price	% Marked Local
<b>FRUIT</b>														
Apples	COSMIC CRISP	per lb	3.10	122	3.10		3.10	86	3.10		3.10	67	3.10	
Apples	Fuji	2 lb bag	4.99	190	4.99		4.99	412	4.99					
Apples	Fuji	5 lb bag									5.00	44	5.00	
Apples	Fuji	per lb	1.95	29	1.95									
Apples	Gala/Royal Gala	2 lb bag	3.99 - 4.99	373	4.50									
Apples	Granny Smith	2 lb bag					4.99	366	4.99					
Apples	Honeycrisp	2 lb bag	4.99	237	4.99		4.99	37	4.99					
Apples	Pink Lady/Cripps Pink	2 lb bag	3.99	76	3.99		3.99 - 4.99	1506	4.26					
Apples, Processed	Juice	64 oz (1/2 gallon)	3.99	107	3.99									
Avocados	Hass	4 count mesh bags									2.99	22	2.99	
Avocados	Hass-Marked Large	each	2.00	35	2.00									
Bananas		per lb	0.99	142	0.99		0.69	751	0.69		0.74 - 0.77	155	0.74	
Blackberries		5.6-6 oz package	4.79	72	4.79						3.99	60	3.99	
Blueberries		1 pint (11-12 oz cntr w/ lid)					5.29	74	5.29					
Blueberries		18 oz package									6.99	13	6.99	
Blueberries		6 oz package	5.99	65	5.99						4.99	35	4.99	
Cantaloupes		each					3.50	94	3.50					
Cherries	Red Varieties	per lb									9.99	22	9.99	
Lemons		2 lb bag	4.49	59	4.49		5.00	94	5.00					
Mangoes	Round Varieties	each	0.99 - 3.50	387	1.41									
Pears	Bosc	per lb	2.49	65	2.49									
Raspberries		6 oz package	4.79	72	4.79						3.99	88	3.99	
Strawberries		1 lb package	4.79 - 5.99	615	5.50		5.32	86	5.32		3.99 - 5.32	185	4.66	
Strawberries		2 lb package									5.99	39	5.99	
Watermelons	Red Flesh Seedless Miniature	each									4.99	22	4.99	
<b>POTATOES &amp; ONIONS</b>														
Onions, Dry	RED	per lb									1.49	13	1.49	
Onions, Dry	YELLOW	2 lb bag									2.50	22	2.50	
Onions, Dry	YELLOW	3 lb bag	4.99	190	4.99									
Onions, Dry	YELLOW MARKED SWEET	2 lb bag	2.99 - 3.99	371	3.78						3.99	22	3.99	
Onions, Dry	YELLOW MARKED SWEET	3 lb bag	3.99	76	3.99		3.99	1094	3.99					
Potatoes	FINGERLING	24 oz bag									3.50	60	3.50	
Potatoes	MIXED COLORS	24 oz bag	4.99	190	4.99									
Potatoes	ROUND RED	24 oz bag	4.99	190	4.99									
Potatoes	ROUND RED	3 lb bag	3.99	46	3.99		5.69	34	5.69		3.97	25	3.97	

Wtd Avg - Simple weighted average



Weekly Grocery Store Specialty Crops Feature Activity  
Friday, May 8, 2026 - Page 32

Commodity	Variety	Unit	NORTHEAST U.S.				SOUTHEAST U.S.				MIDWEST U.S.			
			Price Range	Number of Ads	Wtd Avg Price	% Marked Local	Price Range	Number of Ads	Wtd Avg Price	% Marked Local	Price Range	Number of Ads	Wtd Avg Price	% Marked Local
Potatoes	RUSSET	3 lb bag					5.49 - 5.69	1229	5.50			3.97	25	3.97
Potatoes	RUSSET	per lb										1.49	13	1.49
Potatoes	YELLOW TYPE	24 oz bag	3.99 - 4.99	732	4.25		3.99	751	3.99			2.99	862	2.99
Potatoes	YELLOW TYPE	3 lb bag	3.99	46	3.99		5.69	34	5.69			3.97	25	3.97
<b>VEGETABLES</b>														
Beans	ROUND GREEN TYPE	12 oz bag	3.99	78	3.99		3.50	94	3.50					
Broccoli		per bunch	3.29	162	3.29									
Broccoli		per lb					2.48	94	2.48					
Carrots		2 lb bag	2.50	131	2.50									
Carrots		per lb										1.29	13	1.29
Carrots	BABY PEELED	1 lb bag					1.49 - 1.98	100	1.62			1.97	25	1.97
Carrots	BABY PEELED	2 lb bag	2.50	162	2.50									
Carrots	Baby Peeled Type Mixed Color	12 oz bag	2.50	25	2.50									
Cauliflower		each	4.29	38	4.29									
Celery		each										2.77	25	2.77
Cucumbers		each					1.48	187	1.48					
Cucumbers	LONG SEEDLESS - Greenhouse	each	3.99	65	3.99									
Cucumbers	PERSIAN - Greenhouse	12-14 oz trays filmwrapped	3.99	25	3.99									
Cucumbers	PERSIAN - Greenhouse	16 oz bag	3.99	183	3.99		4.43	86	4.43			4.43	67	4.43
Cucumbers	PERSIAN - Greenhouse	5-6 ct trays filmwrapped	3.99	190	3.99									
Kale		per bunch	2.99	20	2.99							1.50	22	1.50
Kale		per lb	1.69	38	1.69									
Lettuce	Boston	4 oz containers with lid										4.99	35	4.99
Lettuce	Green Leaf	each										1.50	22	1.50
Lettuce	Red Leaf	each										1.50	22	1.50
Lettuce	Romaine (Hearts)	3 count	3.99 - 4.99	267	4.08							3.99	199	3.99
Mushrooms	CREMINI	8 oz package	3.50 - 3.99	44	3.72							2.99	245	2.99
Mushrooms	WHITE	8 oz package	3.99	35	3.99		3.49	1195	3.49					
Radishes		per bunch					1.98	187	1.98					
Salad (Mixed Types)		1 lb package										5.00	39	5.00
Salad (Mixed Types)		10-12 oz package	5.99	322	5.99									
Salad (Mixed Types)		5-9 oz package	3.00 - 3.99	411	3.49		2.99 - 4.99	1339	3.13			1.97 - 3.99	167	3.48
Salad (Mixed Types)	Spring Mix	1 lb package										5.00	39	5.00
Salad (Mixed Types)	Spring Mix	5-9 oz package	2.79 - 3.99	324	3.35		2.79	90	2.79			3.99	13	3.99
Spinach	FLAT TYPE	11 oz package	3.99	21	3.99									
Spinach	FLAT TYPE	5-7 oz package	3.50 - 4.99	79	3.88									
Swiss Chard		per bunch										1.50	22	1.50
Tomatoes		per lb										2.49	13	2.49
Tomatoes	GRAPE TYPE	1 pint package	2.99	725	2.99		2.98 - 3.49	168	3.20					

Wtd Avg - Simple weighted average



Commodity	Variety	Unit	NORTHEAST U.S.				SOUTHEAST U.S.				MIDWEST U.S.			
			Price Range	Number of Ads	Wtd Avg Price	% Marked Local	Price Range	Number of Ads	Wtd Avg Price	% Marked Local	Price Range	Number of Ads	Wtd Avg Price	% Marked Local
Tomatoes	GRAPE TYPE	10 oz package	2.99	183	2.99									
<b>OTHER SPECIALTY CROP ITEMS</b>														
Honey		12 oz	5.99	190	5.99		4.39	94	4.39		4.49 - 5.79	83	5.18	
Honey		16 oz					6.49 - 14.49	1289	7.07					

Wtd Avg - Simple weighted average



Commodity	Variety	Unit	SOUTH CENTRAL U.S.				SOUTHWEST U.S.				NORTHWEST U.S.			
			Price Range	Number of Ads	Wtd Avg Price	% Marked Local	Price Range	Number of Ads	Wtd Avg Price	% Marked Local	Price Range	Number of Ads	Wtd Avg Price	% Marked Local
<b>FRUIT</b>														
Apples	COSMIC CRISP	per lb	3.10	75	3.10		3.10	109	3.10		3.10	22	3.10	
Apples	Fuji	2 lb bag	4.99	165	4.99		3.00	146	3.00					
Apples	Gala/Royal Gala	2 lb bag	4.99	192	4.99		3.00 - 3.79	188	3.18					
Apples	Gala/Royal Gala	per lb					2.48	20	2.48					
Apples	Granny Smith	2 lb bag	4.99	165	4.99									
Apples	Honeycrisp	per lb									3.98	81	3.98	100
Apples	Pink Lady/Cripps Pink	per lb					1.49	73	1.49					
Apricots		per lb					4.99	122	4.99	100				
Avocados	Hass	each					3.50	26	3.50					
Bananas		per lb	0.69	341	0.69		0.87	66	0.87					
Blueberries		18 oz package	6.99	92	6.99		6.99	23	6.99		6.99	26	6.99	
Blueberries		6 oz package	3.99	107	3.99									
Lemons		2 lb bag	5.00	118	5.00		2.49 - 5.00	272	4.51		5.00	4	5.00	
Lemons		each									0.89	122	0.89	
Limes		2 pound bags	5.00	118	5.00		5.00	219	5.00		5.00	4	5.00	
Mangoes	Round Varieties	each					2.50	79	2.50					
Pineapples		each					6.99	26	6.99					
Strawberries		1 lb package	3.98 - 5.32	404	4.73		3.99 - 5.99	208	4.94		5.32	22	5.32	
Strawberries		2 lb package	5.99	209	5.99		5.99	187	5.99					
Watermelons	Red Flesh Seedless Miniature	each									2.98	21	2.98	
<b>POTATOES &amp; ONIONS</b>														
Onions, Dry	RED	per lb	1.49	92	1.49		1.49	23	1.49		1.49 - 1.98	107	1.86	
Onions, Dry	YELLOW	3 lb bag					3.00	80	3.00					
Onions, Dry	YELLOW MARKED SWEET	3 lb bag					3.00	66	3.00					
Potatoes	ROUND RED	3 lb bag	4.99	107	4.99									
Potatoes	RUSSET	per lb	1.49	92	1.49		1.49	23	1.49		1.49	26	1.49	
Potatoes	YELLOW TYPE	3 lb bag	4.99	107	4.99									
<b>VEGETABLES</b>														
Broccoli		per bunch	2.99	341	2.99		3.99	146	3.99					
Broccoli		per lb	2.48	118	2.48		2.48	219	2.48		2.48	4	2.48	
Broccoli	BABY HYBRID TYPE	per bunch									2.98	81	2.98	
Broccoli	CROWN CUT	per lb					2.99	122	2.99					
Carrots		per bunch					1.67	53	1.67					
Carrots		per lb	1.29	92	1.29		1.29	23	1.29		1.29	26	1.29	
Carrots	BABY PEELED	1 lb bag					1.79	42	1.79					
Carrots	Baby Peeled Type Mixed Color	12 oz bag					2.98	20	2.98					
Cucumbers		each									0.88	21	0.88	
Cucumbers	PERSIAN - Greenhouse	16 oz bag	4.43	75	4.43						4.43	22	4.43	

Wtd Avg - Simple weighted average



Weekly Grocery Store Specialty Crops Feature Activity  
Friday, May 8, 2026 - Page 35

Commodity	Variety	Unit	SOUTH CENTRAL U.S.				SOUTHWEST U.S.				NORTHWEST U.S.			
			Price Range	Number of Ads	Wtd Avg Price	% Marked Local	Price Range	Number of Ads	Wtd Avg Price	% Marked Local	Price Range	Number of Ads	Wtd Avg Price	% Marked Local
Cucumbers	PERSIAN - Greenhouse	5-6 ct trays filmwrapped					4.43	109	4.43					
Kale		per bunch					1.66	20	1.66					
Lettuce	Iceberg	each					2.99	146	2.99					
Lettuce	Romaine (Hearts)	3 count	3.99	42	3.99		4.99	26	4.99					
Mixed Mini Sweet Peppers		8 oz package	2.99	27	2.99									
Mushrooms	CREMINI	8 oz package					4.00	66	4.00					
Mushrooms	WHITE	8 oz package					4.00	146	4.00	2.79	61	2.79		
Salad (Mixed Types)		1 lb package	5.99	23	5.99									
Salad (Mixed Types)		10-12 oz package	5.00	165	5.00									
Salad (Mixed Types)		5-9 oz package	2.99	118	2.99					2.99	4	2.99		
Salad (Mixed Types)	Spring Mix	1 lb package					5.98	20	5.98					
Salad (Mixed Types)	Spring Mix	5-9 oz package	3.99 - 4.49	144	4.17		3.99	23	3.99	3.99	26	3.99		
Spinach	FLAT TYPE	11 oz package	5.00	165	5.00									
Tomatoes		per lb	2.49	92	2.49		2.49	23	2.49	2.49	26	2.49		
Tomatoes	GRAPE TYPE	1 pint package					3.99	26	3.99					
Tomatoes	GRAPE TYPE	10 oz package					3.99	23	3.99					
<b>OTHER SPECIALTY CROP ITEMS</b>														
Honey		12 oz	4.39 - 10.49	236	7.44	50				4.39	4	4.39		
Honey		16 oz	14.49	118	14.49					14.49	4	14.49		

Wtd Avg - Simple weighted average



Commodity	Variety	Unit	ALASKA U.S.				HAWAII U.S.			
			Price Range	Number of Ads	Wtd Avg Price	% Marked Local	Price Range	Number of Ads	Wtd Avg Price	% Marked Local
<b>FRUIT</b>										
Apples	COSMIC CRISP	per lb					4.34	4	4.34	
Apples	Fuji	2 lb bag	3.88	3	3.88					
Mangoes	Round Varieties	each	2.79	2	2.79					
Oranges	Navel	per lb	2.48	3	2.48					
Strawberries		1 lb package					7.45	4	7.45	
<b>POTATOES &amp; ONIONS</b>										
Potatoes	ROUND RED	3 lb bag	5.18	3	5.18					
Potatoes	YELLOW TYPE	3 lb bag	5.18	3	5.18					
<b>VEGETABLES</b>										
Brussels Sprouts		1 lb bag	4.58	3	4.58					
Carrots		per bunch	3.29	2	3.29					
Cucumbers	PERSIAN - Greenhouse	16 oz bag					6.21	4	6.21	
Salad (Mixed Types)		5-9 oz package					4.99	4	4.99	
<b>OTHER SPECIALTY CROP ITEMS</b>										
Honey		16 oz	7.99	11	7.99					

Wtd Avg - Simple weighted average

### REGIONAL DEFINITIONS

As used in this report, regions include the following states:

NORTHEAST U.S.	Connecticut, Delaware, Massachusetts, Maryland, Maine, New Hampshire, New Jersey, New York, Pennsylvania, Rhode Island and Vermont
SOUTHEAST U.S.	Alabama, Florida, Georgia, Mississippi, North Carolina, South Carolina, Tennessee, Virginia and West Virginia
MIDWEST U.S.	Iowa, Illinois, Indiana, Kentucky, Michigan, Minnesota, North Dakota, Nebraska, Ohio, South Dakota and Wisconsin
SOUTH CENTRAL U.S.	Arkansas, Colorado, Kansas, Louisiana, Missouri, New Mexico, Oklahoma, and Texas
SOUTHWEST U.S.	Arizona, California, Nevada and Utah
NORTHWEST U.S.	Idaho, Montana, Oregon, Washington, and Wyoming
ALASKA	Alaska
HAWAII	Hawaii
NATIONAL	Continental United States

1 -- Specialty Crops Market News surveys nearly 271 retailers, comprising over 29,700 individual stores, with online weekly advertised features.

2 -- Date range reflects one week of data collection ending on the report date and encompassing ad pricing good from the Saturday before the report release date through the following Friday.