

AMS 2453/LM XB403

DAILY ESTIMATED CUTOUT VALUES

	Choice 600-900#	Select 600-900#	Choice/Select Spread
Current Cutout Values:	386.94	384.42	2.52
Change from prior day:	(-2.68)	(-5.21)	

	Choice	Select	Load Count:
Primal Rib	533.19	523.57	Total 107
Primal Chuck	324.65	325.13	Choice 71
Primal Round	329.70	330.52	Select 5
Primal Loin	513.90	504.43	Trimming 24
Primal Brisket	351.90	358.27	Grinds 7
Primal Short Plate	308.12	308.12	
Primal Flank	234.58	232.84	

Fresh 50% Trimmings 24 Loads @ 179.73

AMS 2829/NW LS441

USDA BY-PRODUCT DROP VALUE (STEER) - DAILY

14.18 **Change:** (-0.03)

AMS 2466/LM CT100

5 AREA WEEKLY ACCUMULATED WEIGHTED AVG CATTLE PRICE

As of 10:00 am

	Head Count	Avg Weight	Avg Price
Live Steer	513	1,436	255.76
Live Heifer	868	1,398	255.49
Dressed Steer	438	1,037	400.00
Dressed Heifer	71	984	400.00

AMS 3208/SJ LS710

DAILY CATTLE SLAUGHTER

Today	109,000
Week Ago	110,000
Year Ago (act)	121,295
Week to Date	422,000
Same Period Last Week	434,000
Same Period Last Year	468,428
Previous Day	Steer and Heifer 89,000 Cow and Bull 19,000

AMS 3209/SJ LS712

BEEF PRODUCTION	5/2/2026 (Estimate)	Last Week (Estimate)	(Actual)
Slaughter	534,000	529,000	563,000
Live Weights	1472	1473	1424
Dressed Weights	901	901	871
Beef Production (millions of pounds)	480	476	489

AMS 2825/NW LS410

USDA BEEF CARCASS PRICE EQUIVALENT INDEX VALUE

	Choice 600-900#	Select 600-900#	Dressing percent:	
			Steer	Heifer
Change	\$378.26 (-1.76)	\$373.32 (-3.02)	63.70	63.54

AMS 2455/LM XB405

USDA NATIONAL CUTTER COW CARCASS CUTOUT

358.27 2.73 **90% Lean** 460.46

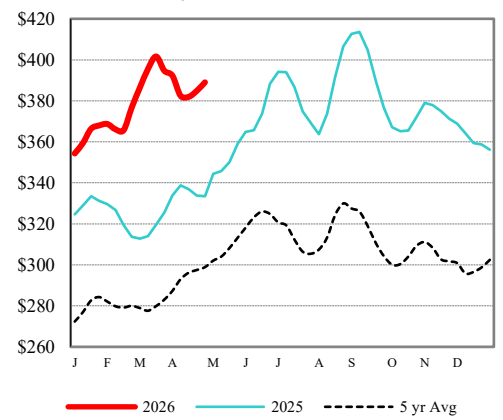
CME LIVE CATTLE

	High	Low	Change	Settle
APR	N/A			
JUN	N/A			
AUG	N/A			

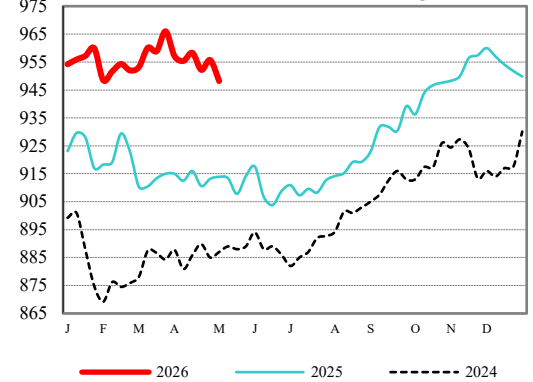
CME FEEDER CATTLE

	High	Low	Change	Settle
APR	N/A			
MAY	N/A			
AUG	N/A			

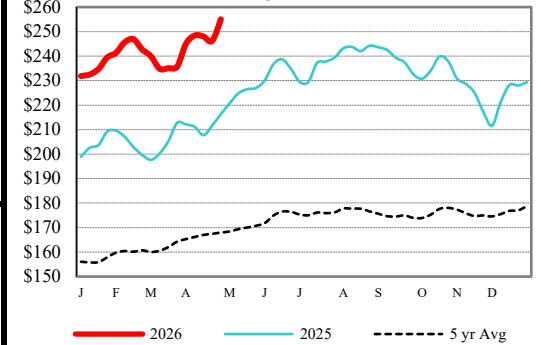
Weekly Choice Cutout



LMR Steer/Heifer Dressed Weights



5 Area Weekly Wtd Avg Steer Price



Weekly Ch/Se Spread

