

[AMS 2453/LM XB403](#)

DAILY ESTIMATED CUTOUT VALUES

	Choice <u>600-900#</u>	Select <u>600-900#</u>	Choice/Select Spread (0.01)
Current Cutout Values:	389.62	389.63	
Change from prior day:	(-2.72)	(-2.61)	
Primal Rib	541.84	526.72	
Primal Chuck	325.70	331.38	
Primal Round	330.28	329.93	
Primal Loin	517.93	519.58	
Primal Brisket	355.05	351.87	
Primal Short Plate	309.63	309.63	
Primal Flank	238.59	236.62	
			Load Count:
			Total 107
			Choice 79
			Select 6
			Trimming 0
			Grinds 22

Fresh 50% Trimmings 0 Loads @ 0.00

[AMS 2829/NW LS441](#)

USDA BY-PRODUCT DROP VALUE (STEER) - DAILY

14.21 **Change:** 0.11

[AMS 2466/LM CT100](#)

5 AREA WEEKLY ACCUMULATED WEIGHTED AVG CATTLE PRICE

<i>As of 10:00 am</i>	Head Count	Avg Weight	Avg Price
Live Steer	123	1,450	255.00
Live Heifer	243	1,240	255.88
Dressed Steer	438	1,037	400.00
Dressed Heifer			

[AMS 3208/SJ LS710](#)

DAILY CATTLE SLAUGHTER

Today	108,000	
Week Ago	109,000	
Year Ago (act)	117,146	
Week to Date	313,000	
Same Period Last Week	324,000	
Same Period Last Year	347,133	
Previous Day	Steer and Heifer 85,000	
	Cow and Bull 22,000	

[AMS 3209/SJ LS712](#)

BEEF PRODUCTION	5/2/2026 (Estimate)	Last Week (Estimate)	(Actual)
Slaughter	534,000	529,000	563,000
Live Weights	1472	1473	1424
Dressed Weights	901	901	871
Beef Production (millions of pounds)	480	476	489

[AMS 2825/NW LS410](#)

USDA BEEF CARCASS PRICE EQUIVALENT INDEX VALUE

	Choice <u>600-900#</u>	Select <u>600-900#</u>	Dressing percent:	
			<u>Steer</u>	<u>Heifer</u>
Change	(-1.51)	(-1.46)	63.64	63.58

[AMS 2455/LM XB405](#)

USDA NATIONAL CUTTER COW CARCASS CUTOUT

355.54 3.43 **90% Lean** 455.81

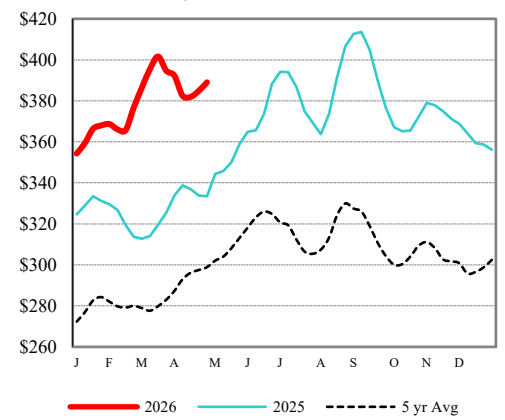
CME LIVE CATTLE

	High	Low	Change	Settle
APR	N/A			
JUN	N/A			
AUG	N/A			

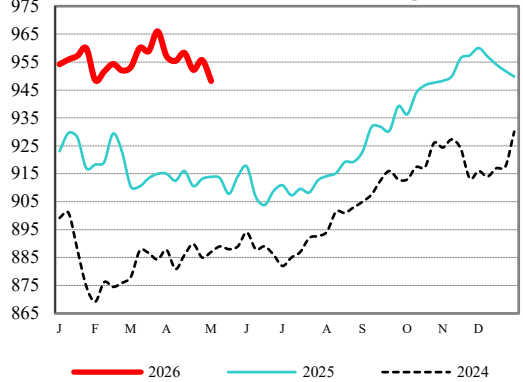
CME FEEDER CATTLE

	High	Low	Change	Settle
APR	N/A			
MAY	N/A			
AUG	N/A			

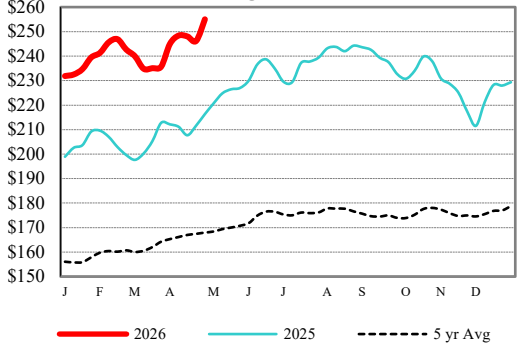
Weekly Choice Cutout



LMR Steer/Heifer Dressed Weights



5 Area Weekly Wtd Avg Steer Price



Weekly Ch/Se Spread

