

# National Weekly Cattle And Beef Summary

Des Moines, Iowa  
For Week Ending:

Mon May 04, 2026  
5/1/2026

USDA Livestock, Poultry & Grain Market News

This Week Prior Week Last Year

## LM XB463

### NATIONAL COMPREHENSIVE BOXED BEEF

CUTOUT VALUES	390.40	386.90	337.37
Primal Rib	542.03	541.17	563.80
Primal Chuck	328.01	322.11	262.35
Primal Round	324.35	321.91	271.78
Primal Loin	523.19	520.81	465.63

## WEEKLY COMPREHENSIVE ITEM SUMMARY

Select & Choice Spot Market Loads	396
Comprehensive Loads	3085
CH&SE Percent of the Comprehensive	13%

### LMR Cattle Purchase Type Breakdown

2025	National	5-Area	TX/OK/NM*	KS	NE	IA
<b>Negotiated</b>	17.8	18.2	4.1	7.9	26.5	48.7
<b>Formula</b>	63.3	66.0	87.8	79.3	54.7	20.1
<b>Forward Contract</b>	9.0	5.7	2.0	2.9	7.7	15
<b>Negotiated Grid</b>	9.9	10.1	6.1	9.9	11.1	16.2

\* Includes only Q1-Q3 due to 3/70/20 confidentiality guidelines

[National Weekly Fed Cattle Comprehensive Report](#)

[National Weekly Fed Cattle Comprehensive CSV Report](#)

## LM CT 169

### DIRECT CATTLE PREMIUM AND DISCOUNTS

Prime	12.54	12.18	14.92
Choice	0.00	0.00	0.00
Select	(4.17)	(4.36)	(18.23)
Standard	(20.67)	(20.67)	(32.18)
CAB	4.65	4.65	4.64

## LM CT150

### 5 AREA WEEKLY WEIGHTED CATTLE PRICE

Live Steer	255.02	246.18	220.97
Live Heifer	254.77	246.07	220.83
Dressed Steer	399.08	386.00	349.37
Dressed Heifer	398.68	385.94	351.21

## NW LS441

### USDA BY-PRODUCT DROP VALUE (STEER)

	13.89	13.71	11.87
--	-------	-------	-------

## SJ LS712

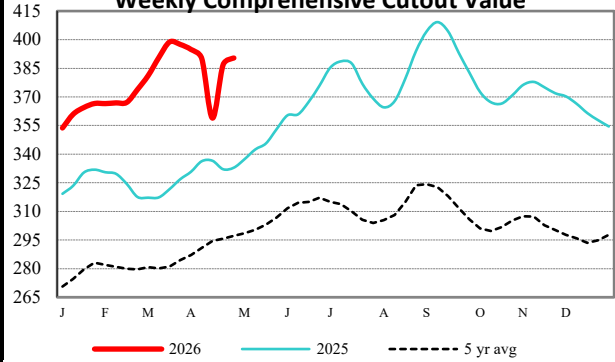
### WEEKLY ESTIMATED BEEF PRODUCTION

5/1/2026	(Estimate)	(Estimate)	(Actual)
Slaughter	534,000	529,000	563,000
Live Weights	1472	1473	1424
Dressed Weights	901	901	871
Beef Production (mil lbs)	480.4	475.9	489.1

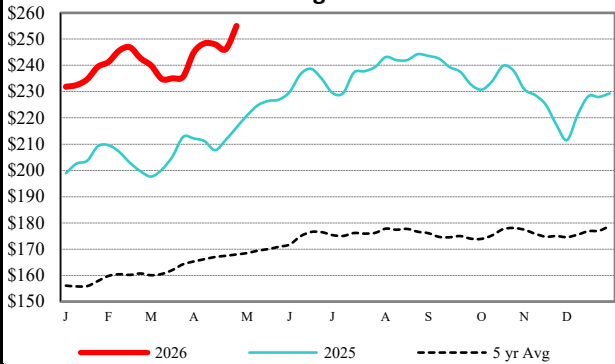
LMR CH & up Grading %, Weights, and Dressing % (Formula, Forward Contract & Grid Net Purchases Based on State of Origin for WE today)

Beef Type Str/Hfr:	Grading	Carcass Wt	Dressing
TX/OK/NM	84.37%	931.0	64.29%
Kansas	88.61%	945.8	64.32%
Nebraska	91.97%	982.8	64.13%
Colorado	92.17%	939.7	63.90%
IA/MN	93.94%	968.3	63.73%
<u>Dairybred Str/Hfr:</u>			
National	85.14%	879.0	60.80%

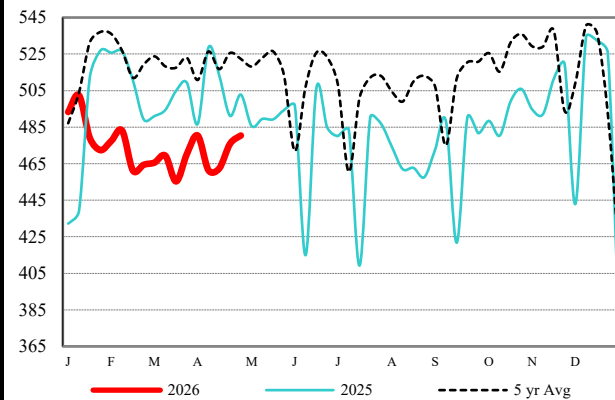
### Weekly Comprehensive Cutout Value



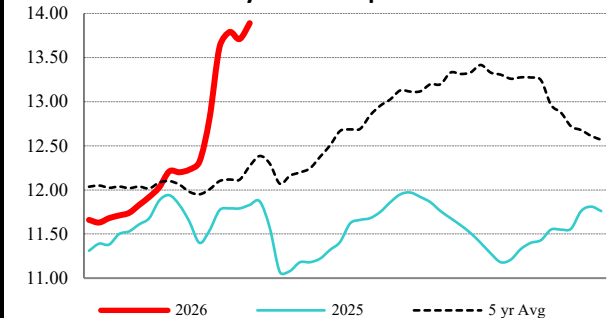
### 5 Area Weekly Wtd Avg Steer Price



### Weekly Beef Production



### Weekly Steer Drop Value



### USDA Livestock, Poultry & Grain Market News

Des Moines, Iowa

Phone: 515-284-4460

Email: [desm.lgmn@usda.gov](mailto:desm.lgmn@usda.gov)

[www.ams.usda.gov/LSMarketNews](http://www.ams.usda.gov/LSMarketNews)