

[AMS 2453/LM XB403](#)

DAILY ESTIMATED CUTOUT VALUES

	Choice 600-900#	Select 600-900#	Choice/Select Spread
Current Cutout Values:	391.56	390.60	0.96
Change from prior day:	2.45	3.55	
Primal Rib	538.96	542.05	
Primal Chuck	329.30	328.59	
Primal Round	328.89	333.47	
Primal Loin	522.86	515.57	
Primal Brisket	363.67	350.35	
Primal Short Plate	311.57	311.57	
Primal Flank	235.53	238.15	
			Load Count:
			Total 104
			Choice 73
			Select 7
			Trimming 9
			Grinds 15

Fresh 50% Trimmings 9 Loads @ 190.79

[AMS 2829/NW LS441](#)

USDA BY-PRODUCT DROP VALUE (STEER) - DAILY

	14.09	Change:	0.01
--	-------	---------	------

[AMS 2466/LM CT100](#)

5 AREA WEEKLY ACCUMULATED WEIGHTED AVG CATTLE PRICE

As of 10:00 am	Head Count	Avg Weight	Avg Price
Live Steer	30,901	1,571	255.02
Live Heifer	11,859	1,395	254.77
Dressed Steer	8,243	1,021	399.08
Dressed Heifer	3,011	907	398.68

[AMS 3208/SJ LS710](#)

DAILY CATTLE SLAUGHTER

Today	98,000		
Week Ago	106,000		
Year Ago (act)	108,876		
Week to Date	98,000		
Same Period Last Week	106,000		
Same Period Last Year	108,876	Friday	Saturday
Previous Day	Steer and Heifer	73,000	10,000
	Cow and Bull	17,000	0

[AMS 3209/SJ LS712](#)

BEEF PRODUCTION	5/2/2026 (Estimate)	Last Week (Estimate)	(Actual)
Slaughter	534,000	529,000	563,000
Live Weights	1472	1473	1424
Dressed Weights	901	901	871
Beef Production (millions of pounds)	480	476	489

[AMS 2825/NW LS410](#)

USDA BEEF CARCASS PRICE EQUIVALENT INDEX VALUE

	Choice 600-900#	Select 600-900#	Dressing percent:	
			Steer	Heifer
	\$381.13	\$376.97	63.22	63.25
Change	1.49	2.13		

[AMS 2455/LM XB405](#)

USDA NATIONAL CUTTER COW CARCASS CUTOUT

	349.46	(-7.03)	90% Lean	446.41
--	--------	---------	----------	--------

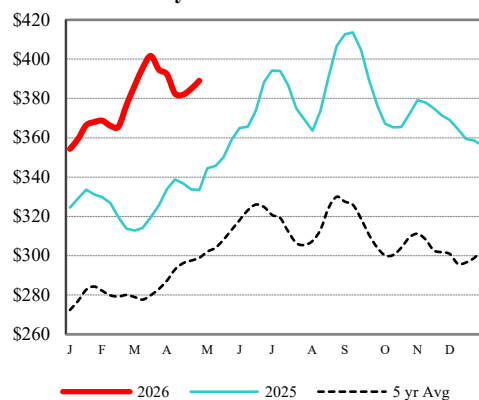
CME LIVE CATTLE

	High	Low	Change	Settle
APR	N/A			
JUN	N/A			
AUG	N/A			

CME FEEDER CATTLE

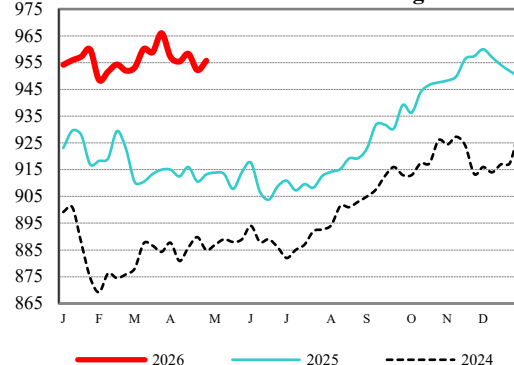
	High	Low	Change	Settle
APR	N/A			
MAY	N/A			
AUG	N/A			

Weekly Choice Cutout



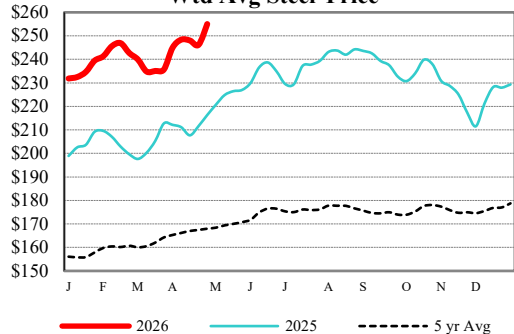
— 2026 — 2025 - - - - 5 yr Avg

LMR Steer/Heifer Dressed Weights



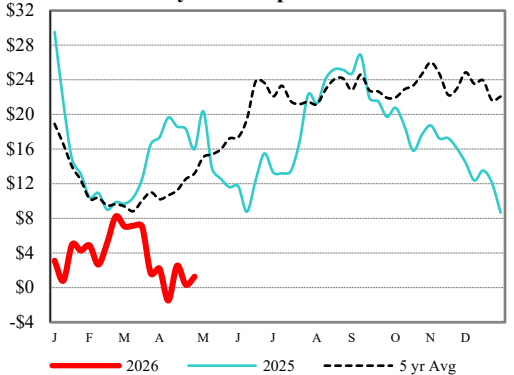
— 2026 — 2025 - - - - 2024

5 Area Weekly Wtd Avg Steer Price



— 2026 — 2025 - - - - 5 yr Avg

Weekly Ch/Se Spread



— 2026 — 2025 - - - - 5 yr Avg