

[AMS 2453/LM\\_XB403](#)

DAILY ESTIMATED CUTOUT VALUES

	Choice 600-900#	Select 600-900#	Choice/Select Spread
Current Cutout Values:	389.11	387.05	2.06
Change from prior day:	(-0.41)	(-1.12)	
Primal Rib	528.20	520.96	
Primal Chuck	331.66	330.53	
Primal Round	327.81	331.78	
Primal Loin	516.75	509.63	
Primal Brisket	355.96	349.97	
Primal Short Plate	312.30	312.30	
Primal Flank	233.87	234.64	
			<b>Load Count:</b>
			Total 57
			Choice 36
			Select 4
			Trimming 7
			Grinds 11

Fresh 50% Trimmings 7 Loads @ 188.94

[AMS 2829/NW\\_LS441](#)

USDA BY-PRODUCT DROP VALUE (STEER) - DAILY

14.08 Change: 0.12

[AMS 2466/LM\\_CT100](#)

5 AREA WEEKLY ACCUMULATED WEIGHTED AVG CATTLE PRICE

As of 10:00 am	Head Count	Avg Weight	Avg Price
Live Steer	30,595	1,570	255.02
Live Heifer	11,424	1,393	254.75
Dressed Steer	8,185	1,022	399.07
Dressed Heifer	2,843	908	398.60

[AMS 3208/SJ\\_LS710](#)

DAILY CATTLE SLAUGHTER

Today	90,000	
Week Ago	93,000	
Year Ago (act)	89,843	
Week to Date	524,000	
Same Period Last Week	518,000	
Same Period Last Year	556,297	
Previous Day	Steer and Heifer 90,000	Cow and Bull 20,000

[AMS 3209/SJ\\_LS712](#)

BEEF PRODUCTION	5/2/2026 (Estimate)	Last Week (Estimate)	(Actual)
Slaughter	534,000	529,000	563,000
Live Weights	1472	1473	1424
Dressed Weights	901	901	871
Beef Production (millions of pounds)	480	476	489

[AMS 2825/NW\\_LS410](#)

USDA BEEF CARCASS PRICE EQUIVALENT INDEX VALUE

	Choice 600-900#	Select 600-900#	Dressing percent:	
			Steer	Heifer
Change	1.52	1.16	63.21	63.22

[AMS 2455/LM\\_XB405](#)

USDA NATIONAL CUTTER COW CARCASS CUTOUT

356.49 (-0.18) 90% Lean 458.12

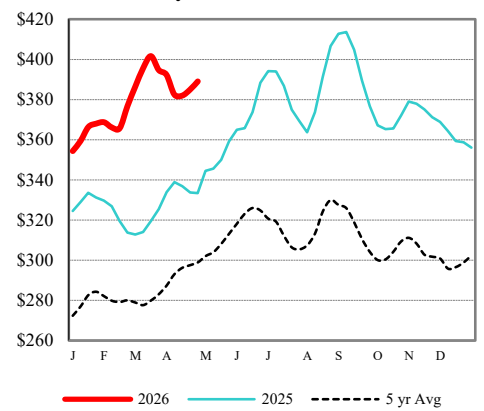
[CME LIVE CATTLE](#)

	High	Low	Change	Settle
APR	N/A			
JUN	N/A			
AUG	N/A			

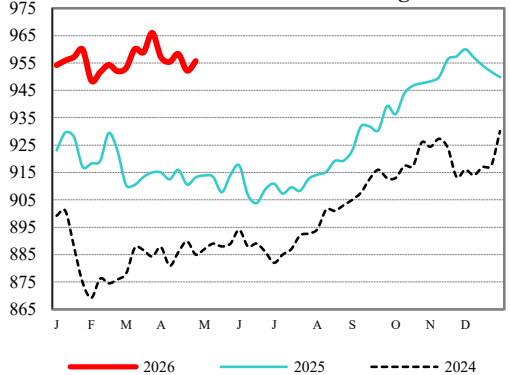
[CME FEEDER CATTLE](#)

	High	Low	Change	Settle
APR	N/A			
MAY	N/A			
AUG	N/A			

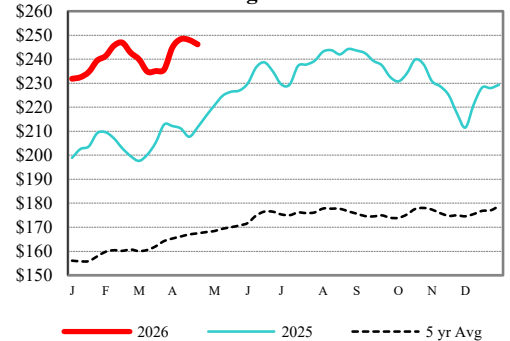
Weekly Choice Cutout



LMR Steer/Heifer Dressed Weights



5 Area Weekly Wtd Avg Steer Price



Weekly Ch/Se Spread

