

[AMS 2453/LM XB403](#)

**DAILY ESTIMATED CUTOUT VALUES**

	<b>Choice</b> <u>600-900#</u>	<b>Select</b> <u>600-900#</u>	<b>Choice/Select Spread</b>
Current Cutout Values:	389.52	388.17	
Change from prior day:	1.47	1.92	
Primal Rib	526.12	525.98	<b>Load Count:</b> Total 118 Choice 83 Select 4 Trimming 10 Grinds 21
Primal Chuck	330.93	332.25	
Primal Round	330.52	334.85	
Primal Loin	518.10	506.04	
Primal Brisket	356.06	354.76	
Primal Short Plate	312.36	312.36	
Primal Flank	232.62	230.91	

Fresh 50% Trimmings 10 Loads @ 194.50

[AMS 2829/NW LS441](#)

**USDA BY-PRODUCT DROP VALUE (STEER) - DAILY**

13.96 **Change:** unch

[AMS 2466/LM CT100](#)

**5 AREA WEEKLY ACCUMULATED WEIGHTED AVG CATTLE PRICE**

<i>As of 10:00 am</i>	<b>Head Count</b>	<b>Avg Weight</b>	<b>Avg Price</b>
Live Steer	30,024	1,571	255.01
Live Heifer	11,224	1,394	245.73
Dressed Steer	7,832	1,023	399.03
Dressed Heifer	2,783	908	398.57

[AMS 3208/SJ LS710](#)

**DAILY CATTLE SLAUGHTER**

Today	110,000
Week Ago	106,000
Year Ago (act)	120,298
Week to Date	434,000
Same Period Last Week	425,000
Same Period Last Year	466,454
<b>Previous Day</b>	<b>Steer and Heifer 90,000</b> <b>Cow and Bull 19,000</b>

[AMS 3209/SJ LS712](#)

<b>BEEF PRODUCTION</b>	<b>4/25/2026</b> (Estimate)	<b>Last Week</b> (Estimate)	<b>(Actual)</b>
Slaughter	529,000	514,000	555,000
Live Weights	1473	1472	1438
Dressed Weights	901	902	877
Beef Production (millions of pounds)	476	462	486

[AMS 2825/NW LS410](#)

**USDA BEEF CARCASS PRICE EQUIVALENT INDEX VALUE**

	<b>Choice</b> <u>600-900#</u>	<b>Select</b> <u>600-900#</u>	<b>Dressing percent:</b>	
			<u>Steer</u>	<u>Heifer</u>
Change	\$378.12	\$373.68	63.24	63.23
	2.06	2.29		

[AMS 2455/LM XB405](#)

**USDA NATIONAL CUTTER COW CARCASS CUTOUT**

356.67 (-0.28) 90% Lean 458.12

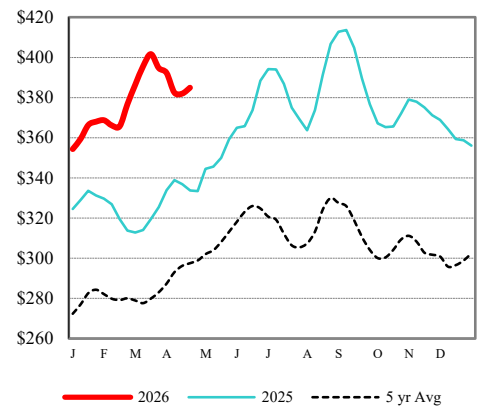
[CME LIVE CATTLE](#)

	<b>High</b>	<b>Low</b>	<b>Change</b>	<b>Settle</b>
APR	N/A			
JUN	N/A			
AUG	N/A			

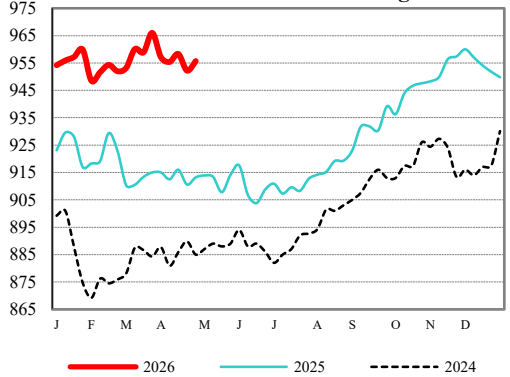
[CME FEEDER CATTLE](#)

	<b>High</b>	<b>Low</b>	<b>Change</b>	<b>Settle</b>
APR	N/A			
MAY	N/A			
AUG	N/A			

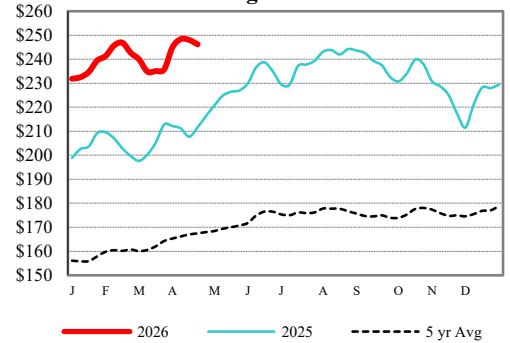
**Weekly Choice Cutout**



**LMR Steer/Heifer Dressed Weights**



**5 Area Weekly Wtd Avg Steer Price**



**Weekly Ch/Se Spread**

