

DAILY DIRECT HOGS PLANT DELIVERED as of 1:30 PM
Negotiated Barrow and Gilt: Carcass Base Price Live Price
NATIONAL - AMS 2675/LM_HG203:

Range:	\$87.00	\$96.00	\$57.75	\$72.25
Weighted Average:	\$93.25		\$68.78	
Change from Prior Day:	\$0.69		(\$3.37)	
Head Count:	4,736		1,549	

IOWA/MINNESOTA - AMS 2675/LM_HG206:

Weighted Average:	*	*
Change from Prior Day:	*	*

WESTERN CORNBELT - AMS 2675/LM_HG212:

Weighted Average:	\$93.64	*
Change from Prior Day:	\$0.87	*

EASTERN CORNBELT - AMS 2675/LM_HG210:

Weighted Average:	*	\$69.96
Change from Prior Day:	*	*

*Price not reported due to confidentiality.

NATIONAL DAILY PORK REPORT FOB PLANT - AMS 2498/LM_PK602:

Carcass Cutout Values	97.19	Change:	(-1.07)
Primal Loin	88.67		(-0.53)
Primal Butt	131.76		1.07
Primal Picnic	70.02		(-2.01)
Primal Rib	174.74		1.44
Primal Ham	80.97		(-0.75)
Primal Belly	134.33		(-6.70)
Total Loads	322.13		
Pork Cuts	279.48	Lds	
Trim/Process Pork	42.65	Lds	

DAILY HOG SLAUGHTER UNDER FIS - AMS 3208/SJ_LS710

Today (est)	489,000
Week Ago (est)	495,000
Year Ago (act)	480,820
Week to Date (est)	1,461,000
Same Period Last Week (est)	1,476,000
Same Period Last Year (act)	1,452,468

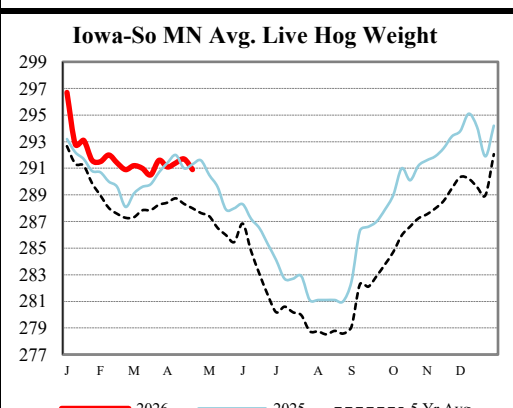
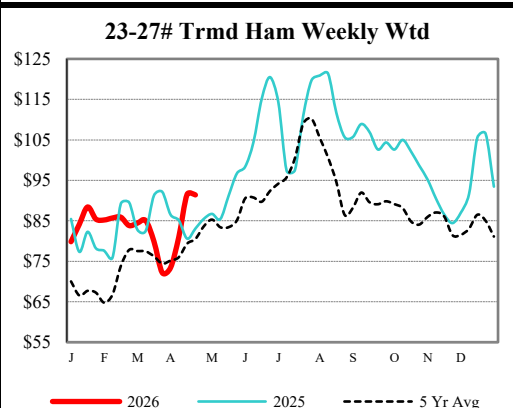
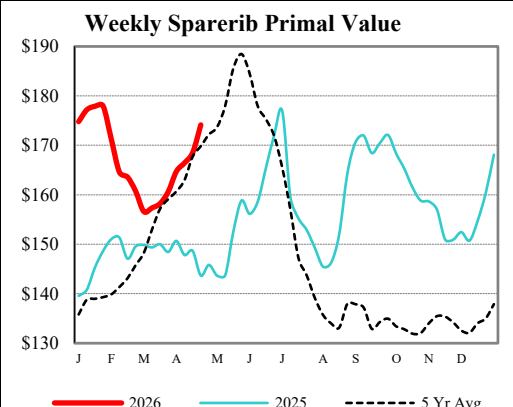
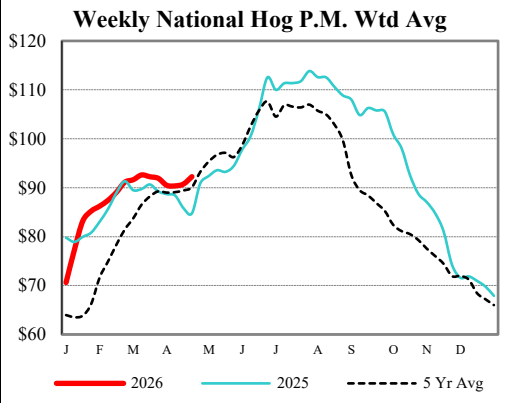
National Daily Direct Hog Prior Day Report - Slaughtered Swine - AMS 2511/LM_HG201

Producer Sold:	NEG	OMF	SPMF	OPA	Total
Head Count	3,869	26,300	126,001	81,638	237,968
Carcass Base Price	91.98	91.74	90.06	88.76	89.81
Average Net Price	93.22	94.56	91.31	90.70	91.46

Negotiated Formula included in total *Price not reported due to confidentiality.

IOWA-SOUTHERN MINNESOTA WEEKLY AVERAGE WEIGHT - AMS 2840/NW_LS720

For Week Ending Sat,	Head	Average
Apr 25, 2026	Ending	Count
	4/25/2026	779,000
Week Ago:	4/18/2026	807,000
Year Ago:	4/26/2025	775,000



USDA Livestock, Poultry & Grain Market News
Des Moines, Iowa | PH 515-284-4460

Email: Desm.LPGMN@usda.gov

<https://mymarketnews.ams.usda.gov/viewReport/2872>

USDA AMS Livestock, Poultry & Grain Market News