

[AMS 2453/LM XB403](#)

**DAILY ESTIMATED CUTOUT VALUES**

	<b>Choice</b> <u>600-900#</u>	<b>Select</b> <u>600-900#</u>	<b>Choice/Select Spread</b>
Current Cutout Values:	388.05	386.25	
Change from prior day:	<b>(-0.85)</b>	<b>(-2.53)</b>	

		<b>Load Count:</b>
Primal Rib	528.42	536.35
Primal Chuck	325.48	330.28
Primal Round	331.66	326.75
Primal Loin	517.44	503.34
Primal Brisket	356.02	357.09
Primal Short Plate	308.21	308.21
Primal Flank	234.72	232.30
		Total 115
		Choice 79
		Select 10
		Trimming 12
		Grinds 14

Fresh 50% Trimmings 12 Loads @ 191.39

[AMS 2829/NW LS441](#)

**USDA BY-PRODUCT DROP VALUE (STEER) - DAILY**

13.96 **Change:** 0.23

[AMS 2466/LM CT100](#)

**5 AREA WEEKLY ACCUMULATED WEIGHTED AVG CATTLE PRICE**

*As of 10:00 am*

	<b>Head Count</b>	<b>Avg Weight</b>	<b>Avg Price</b>
Live Steer	24,289	1,564	254.58
Live Heifer	8,165	1,410	254.28
Dressed Steer	6,360	1,020	398.81
Dressed Heifer	2,071	903	398.08

[AMS 3208/SJ LS710](#)

**DAILY CATTLE SLAUGHTER**

Today	109,000
Week Ago	111,000
Year Ago (act)	120,779
Week to Date	324,000
Same Period Last Week	319,000
Same Period Last Year	346,156
<b>Previous Day</b>	<b>Steer and Heifer 88,000</b>
	<b>Cow and Bull 21,000</b>

[AMS 3209/SJ LS712](#)

<b>BEEF PRODUCTION</b>	<b>4/25/2026</b> (Estimate)	<b>Last Week</b> (Estimate)	<b>(Actual)</b>
Slaughter	529,000	514,000	555,000
Live Weights	1473	1472	1438
Dressed Weights	901	902	877
Beef Production (millions of pounds)	476	462	486

[AMS 2825/NW LS410](#)

**USDA BEEF CARCASS PRICE EQUIVALENT INDEX VALUE**

	<b>Choice</b> <u>600-900#</u>	<b>Select</b> <u>600-900#</u>	<b>Dressing percent:</b>	
			<u>Steer</u>	<u>Heifer</u>
Change	2.89	2.05	63.23	63.22

[AMS 2455/LM XB405](#)

**USDA NATIONAL CUTTER COW CARCASS CUTOUT**

356.95 6.28 **90% Lean** 458.12

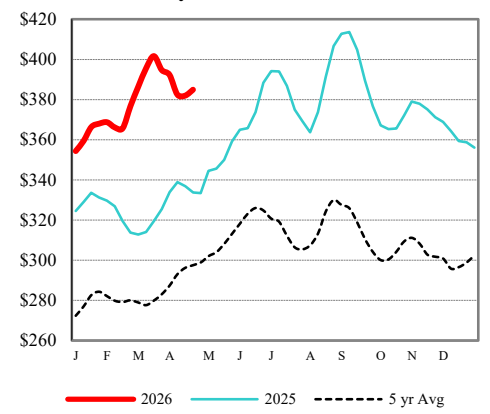
[CME LIVE CATTLE](#)

	<b>High</b>	<b>Low</b>	<b>Change</b>	<b>Settle</b>
APR	N/A			
JUN	N/A			
AUG	N/A			

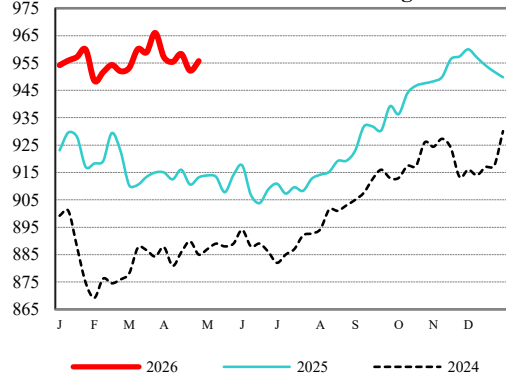
[CME FEEDER CATTLE](#)

	<b>High</b>	<b>Low</b>	<b>Change</b>	<b>Settle</b>
APR	N/A			
MAY	N/A			
AUG	N/A			

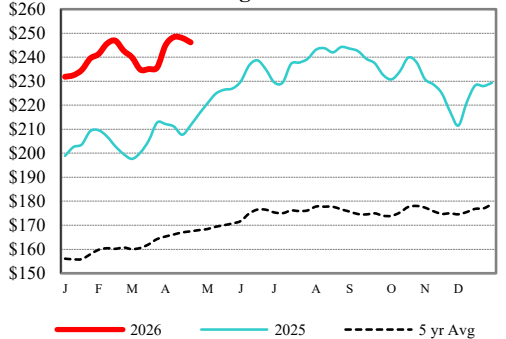
**Weekly Choice Cutout**



**LMR Steer/Heifer Dressed Weights**



**5 Area Weekly Wtd Avg Steer Price**



**Weekly Ch/Se Spread**

