

AMS 2453/LM XB403

DAILY ESTIMATED CUTOUT VALUES

	Choice 600-900#	Select 600-900#	Choice/Select Spread 0.12
Current Cutout Values:	388.90	388.78	
Change from prior day:	(-0.66)	0.18	
Primal Rib	533.12	538.44	Load Count: Total 98 Choice 78 Select 8 Trimming 0 Grinds 13
Primal Chuck	327.92	334.44	
Primal Round	331.81	326.57	
Primal Loin	515.15	509.19	
Primal Brisket	354.40	350.90	
Primal Short Plate	309.95	309.95	
Primal Flank	234.67	233.23	

Fresh 50% Trimmings 0 Loads @ 0.00

AMS 2829/NW LS441

USDA BY-PRODUCT DROP VALUE (STEER) - DAILY

13.73 Change: unch

AMS 2466/LM CT100

5 AREA WEEKLY ACCUMULATED WEIGHTED AVG CATTLE PRICE

As of 10:00 am

	Head Count	Avg Weight	Avg Price
Live Steer			
Live Heifer			
Dressed Steer			
Dressed Heifer			

AMS 3208/SJ LS710

DAILY CATTLE SLAUGHTER

Today	109,000	
Week Ago	111,000	
Year Ago (act)	121,110	
Week to Date	215,000	
Same Period Last Week	208,000	
Same Period Last Year	225,377	
Previous Day	Steer and Heifer 89,000	Cow and Bull 17,000

AMS 3209/SJ LS712

	4/25/2026	Last Week	(Actual)
BEEF PRODUCTION	(Estimate)	(Estimate)	
Slaughter	529,000	514,000	555,000
Live Weights	1473	1472	1438
Dressed Weights	901	902	877
Beef Production (millions of pounds)	476	462	486

AMS 2825/NW LS410

USDA BEEF CARCASS PRICE EQUIVALENT INDEX VALUE

	Choice 600-900#	Select 600-900#	Dressing percent:	
			Steer	Heifer
Change	(-0.30)	0.12	63.39	63.32

AMS 2455/LM XB405

USDA NATIONAL CUTTER COW CARCASS CUTOUT

350.67 0.79 90% Lean 446.75

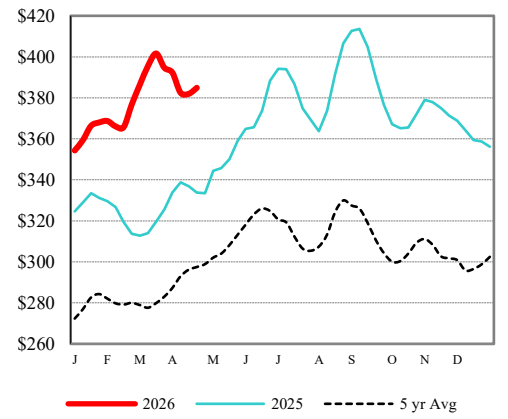
CME LIVE CATTLE

	High	Low	Change	Settle
APR	N/A			
JUN	N/A			
AUG	N/A			

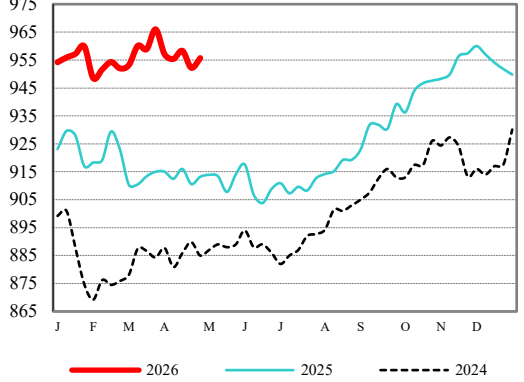
CME FEEDER CATTLE

	High	Low	Change	Settle
APR	N/A			
MAY	N/A			
AUG	N/A			

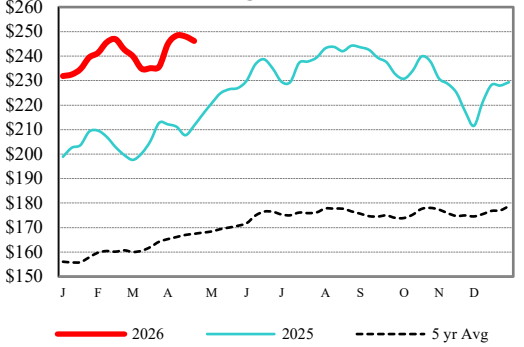
Weekly Choice Cutout



LMR Steer/Heifer Dressed Weights



5 Area Weekly Wtd Avg Steer Price



Weekly Ch/Se Spread

