

DAILY DIRECT HOGS PLANT DELIVERED as of 1:30 PM

Negotiated Barrow and Gilts: Carcass Base Price Live Price
NATIONAL - AMS 2675/LM HG203:

Range:	\$88.00	\$92.00	\$64.25	\$73.00
Weighted Average:	\$90.24		\$70.74	
Change from Prior Day:	(-\$0.18)		*	
Head Count	1,539		1,481	

IOWA/MINNESOTA - AMS 2675/LM HG206:

Weighted Average:	\$90.25		*	
Change from Prior Day:	(-\$0.27)		*	

WESTERN CORNBELT - AMS 2675/LM HG212:

Weighted Average:	\$90.25		*	
Change from Prior Day:	(-\$0.15)		*	

EASTERN CORNBELT - AMS 2675/LM HG210:

Weighted Average:	*		\$71.76	
Change from Prior Day:	*		*	

*Price not reported due to confidentiality.

NATIONAL DAILY PORK REPORT FOB PLANT- AMS 2498/LM PK602:

Carcass Cutout Values	99.23	Chg:	(-0.38)
Primal Loin	90.11		(-3.65)
Primal Butt	128.06		1.96
Primal Picnic	71.78		(-0.75)
Primal Rib	177.55		2.29
Primal Ham	86.75		0.05
Primal Belly	138.53		1.95
Total Loads	273.25		
Pork Cuts	236.18	Lds	
Trim/Process Pork	37.07	Lds	

DAILY HOG SLAUGHTER UNDER FIS - AMS 3208/SJ LS710

Today (est)	489,000
Week Ago (est)	492,000
Year Ago (act)	484,594

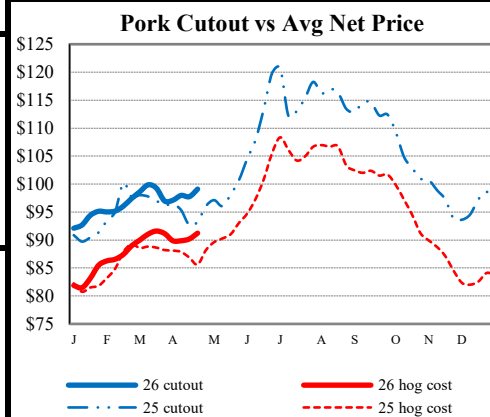
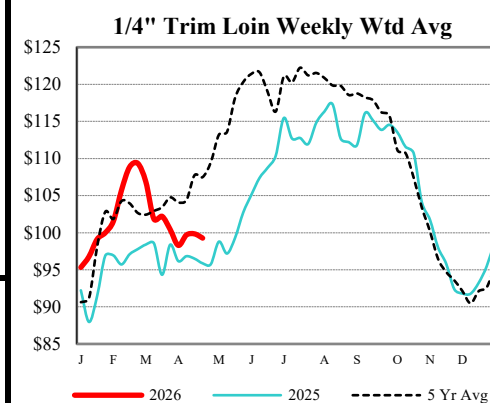
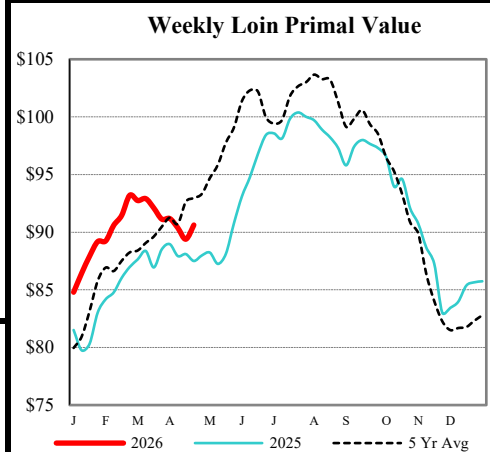
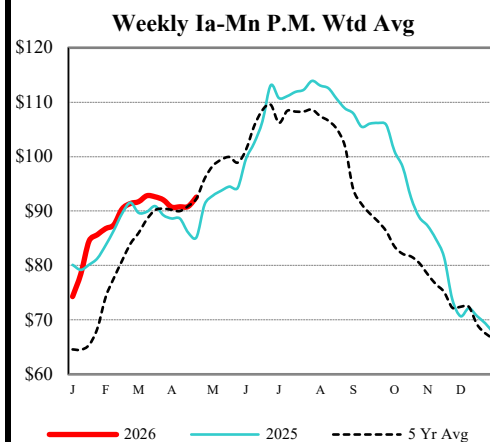
National Daily Direct Hog Prior Day Report - Slaughtered Swine - AMS 2511/LM HG201

Producer Sold:	NEG	OMF	SPMF	OPA	Total
Head Count	3,472	29,649	134,210	82,964	251,549
Carcass Base Price	91.46	91.10	89.85	88.98	89.73
Average Net Price	88.97	94.18	91.20	90.88	91.42

Negotiated Formula included in total *Price not reported due to confidentiality.

ESTIMATED WEEKLY PORK PRODUCTION UNDER FIS - AMS 3209/SJ LS712

Week Ending	Hog Slaughter	Million Pounds	Live Weight	Dressed Weight
04/25/26	2,469,000	539.3	293	218
04/18/26	2,486,000	542.0	292	218
2026 YTD	40,931,000	8950		
2025 YTD	41,210,000	8947.1		



USDA Livestock, Poultry & Grain Market News
Des Moines, Iowa | PH 515-284-4460
Email: Desm.LPGMN@usda.gov

<https://mymarketnews.ams.usda.gov/viewReport/2872>

USDA AMS Livestock, Poultry & Grain Market News