

AMS 2453/LM XB403

DAILY ESTIMATED CUTOUT VALUES

	Choice <u>600-900#</u>	Select <u>600-900#</u>	Choice/Select Spread	
Current Cutout Values:	389.56	388.60	0.96	
Change from prior day:	2.56	2.53		
Primal Rib	532.09	510.60		
Primal Chuck	330.17	335.51		
Primal Round	328.61	332.01		
Primal Loin	518.00	512.56		
Primal Brisket	355.36	360.54		
Primal Short Plate	313.83	313.83		
Primal Flank	231.55	233.09		
			Load Count:	
			Total	94
			Choice	70
			Select	6
			Trimming	5
			Grinds	13

Fresh 50% Trimmings 5 Loads @ 193.11

AMS 2829/NW LS441

USDA BY-PRODUCT DROP VALUE (STEER) - DAILY

13.73 **Change:** unch

AMS 2466/LM CT100

5 AREA WEEKLY ACCUMULATED WEIGHTED AVG CATTLE PRICE

As of 10:00 am

	Head Count	Avg Weight	Avg Price
Live Steer	19,579	1,580	246.18
Live Heifer	12,291	1,401	246.07
Dressed Steer	6,704	1,021	386.00
Dressed Heifer	2,796	901	385.94

AMS 3208/SJ LS710

DAILY CATTLE SLAUGHTER

Today	106,000		
Week Ago	97,000		
Year Ago (act)	104,267		
Week to Date	106,000		
Same Period Last Week	97,000		
Same Period Last Year	104,267	Friday	Saturday
Previous Day	Steer and Heifer	75,000	11,000
	Cow and Bull	19,000	

AMS 3209/SJ LS712

BEEF PRODUCTION	4/25/2026 (Estimate)	Last Week (Estimate)	(Actual)
Slaughter	529,000	514,000	555,000
Live Weights	1473	1472	1438
Dressed Weights	901	902	877
Beef Production (millions of pounds)	476	462	486

AMS 2825/NW LS410

USDA BEEF CARCASS PRICE EQUIVALENT INDEX VALUE

	Choice <u>600-900#</u>	Select <u>600-900#</u>	Dressing percent:	
			<u>Steer</u>	<u>Heifer</u>
Change	0.86	1.16	63.40	63.32

AMS 2455/LM XB405

USDA NATIONAL CUTTER COW CARCASS CUTOUT

349.88 (-0.34) **90% Lean** 446.75

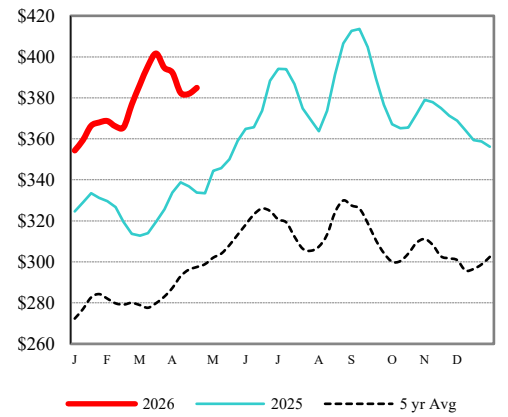
CME LIVE CATTLE

	High	Low	Change	Settle
APR	N/A			
JUN	N/A			
AUG	N/A			

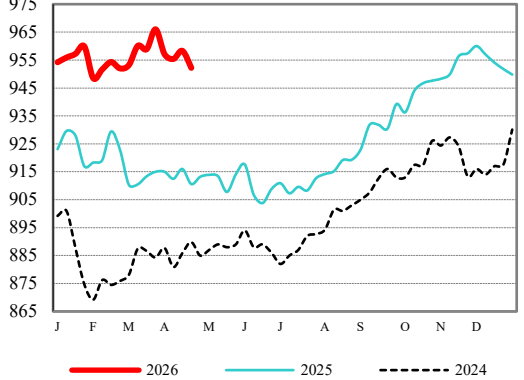
CME FEEDER CATTLE

	High	Low	Change	Settle
APR	N/A			
MAY	N/A			
AUG	N/A			

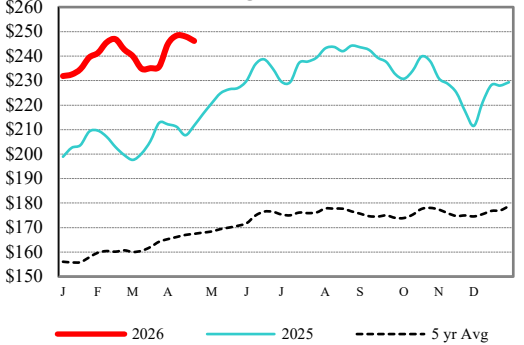
Weekly Choice Cutout



LMR Steer/Heifer Dressed Weights



5 Area Weekly Wtd Avg Steer Price



Weekly Ch/Se Spread

