

**AUCTION SUMMARY**

<b>AMS 1891</b>		4,750		Thursday	
<b>Winter Livestock</b>					
Pratt, KS					
Feeder Steers	500-600 lbs	445.00-497.50	Feeder Heifers	500-600 lbs	374.00-420.00
Medium &	600-700 lbs	375.00-441.00	Medium &	600-700 lbs	354.00-371.00
Large #1	700-800 lbs	351.00-380.00	Large #1	700-800 lbs	331.00-358.00
	800-900 lbs	332.00-357.50		800-900 lbs	305.00-334.00
	900-1000 lbs	317.00-346.00		900-1000 lbs	289.00-313.00

<b>AMS 2022</b>		3,185		Thursday	
<b>Mitchell Livestock</b>					
Mitchell, SD					
Feeder Steers	500-600 lbs		Feeder Heifers	500-600 lbs	407.50-450.00
Medium &	600-700 lbs	423.00-449.00	Medium &	600-700 lbs	363.00-398.00
Large #1	700-800 lbs	363.00-388.00	Large #1	700-800 lbs	336.00-367.00
	800-900 lbs	350.00-364.00		800-900 lbs	312.00-345.00
	900-1000 lbs	318.50-338.00		900-1000 lbs	305.00-326.50

<b>AMS 1850</b>		3,144		Thursday	
<b>Ogallala Livestock</b>					
Ogallala, NE					
Feeder Steers	500-600 lbs	463.00-535.00	Feeder Heifers	500-600 lbs	450.00-478.00
Medium &	600-700 lbs	418.00-445.50	Medium &	600-700 lbs	402.50-424.00
Large #1	700-800 lbs	370.00-412.00	Large #1	700-800 lbs	340.00-392.00
	800-900 lbs	370.00		800-900 lbs	325.00-330.00
	900-1000 lbs	336.00-341.00		900-1000 lbs	307.50-313.00

**CHICAGO MERCANTILE EXCHANGE LIVESTOCK FUTURES SETTLEMENTS** Friday

<u>Live Cattle</u>			<u>Feeder Cattle</u>		
		<u>Change</u>			<u>Change</u>
Apr	248.300	1.225	Apr	367.625	1.000
Jun	245.225	1.725	May	360.900	2.025
Aug	241.650	1.500	Aug	361.775	2.425

**CHICAGO BOARD OF TRADE GRAIN FUTURES SETTLEMENTS** Friday

<u>Corn</u>			<u>Soybeans</u>		
		<u>Change</u>			<u>Change</u>
May	4.5500	(0.0050)	May	11.6375	0.0400
Jul	4.6350	(0.0025)	Jul	11.7850	0.0375
Sep	4.6850	0.0000	Aug	11.7150	0.0250

<b>KANSAS CITY BOARD OF TRADE</b>		<u>Wheat</u>		<u>Change</u>
		May	6.5900	(0.0775)
		Jul	6.6975	(0.0950)
		Sep	6.8075	(0.1000)

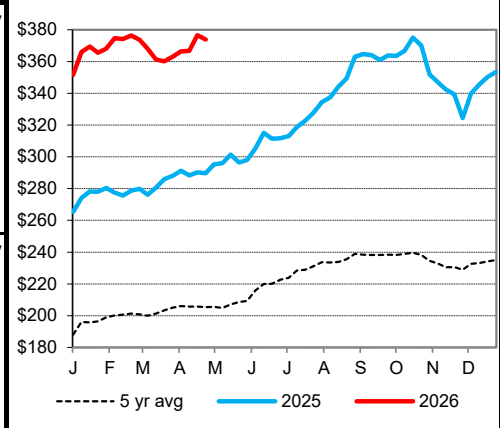
<b>AMS 2466</b>		Friday	
<b>5 AREA WKLY ACCUMULATED WTD AVG SLAUGHTER CATTLE PRICE</b>			
	<u>Head Count</u>	<u>Avg Weight</u>	<u>Avg Price</u>
Live Steer	17,262	1,576	246.00
Live Heifer	11,502	1,404	246.01
Dressed Steer	6,626	1,021	386.00
Dressed Heifer	2,796	901	385.94

<b>AMS 2453</b>		Friday	
<b>DAILY ESTIMATED BOXED BEEF CUTOUT VALUES</b>			
<u>Choice</u>	<u>Select</u>	<u>Choice Cuts</u>	
<b>600-900#</b>	<b>600-900#</b>	<b>Select Cuts</b>	42 loads
387.00	386.07	<b>Trimmings</b>	4 loads
3.50	3.49	<b>Grinds</b>	11 loads
			13 loads

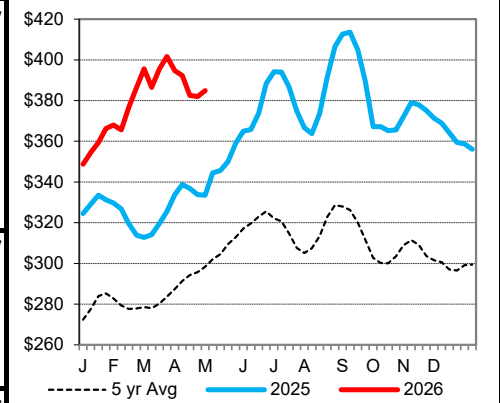
<b>AMS 3208</b>		Thursday	
<b>ESTD DAILY CATTLE SLAUGHTER</b>			
Friday	93,000	Sat. 11000	
Week Ago (est)	77,000	8,000	
Year Ago (act)	84,000	10,000	
Wk to date (est)	518,000	529,000	
Last Week (est)	506,000	514,000	
Last Year (est)	546,000	555,000	
<b>Previous Day Estimated:</b>	<b>Steer and Heifer</b>	85,000	
	<b>Cow and Bull</b>	21,000	

<b>AMS 1909</b>		Thursday	
<b>New Holland Livestock</b>			
New Holland, PA			
		<u>Avg Dressing</u>	
	<u>Pct Lean</u>	<u>Price</u>	
<b>Breaking</b>	75-80	174.00-184.00	
<b>Boning</b>	80-85	160.00-171.00	
<b>Lean</b>	85-90	130.00-148.00	

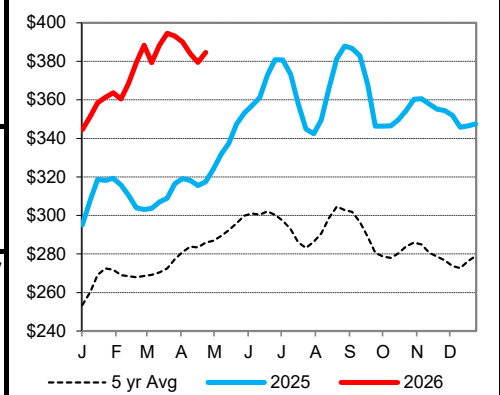
**CME Feeder Cattle Index**



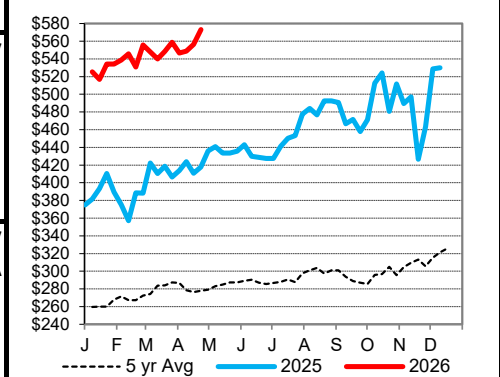
**Weekly Choice Cutout**



**Weekly Select Cutout**



**Oklahoma City 400-500 lb Steer Price**



St. Joseph, Missouri  
 Phone: 816-676-7000  
 Email: [stjoe.lpgmn@usda.gov](mailto:stjoe.lpgmn@usda.gov)  
<http://www.ams.usda.gov/LSMarketNews>