



Advertised Prices for Specialty Crops Products at Major Grocery Store Outlets ending during the period of 4/18/2026 to 4/30/2026

The information contained in this report reflects prices advertised by major grocery retailers to consumers through circulars and digital promotions and gathered by USDA through a weekly survey.

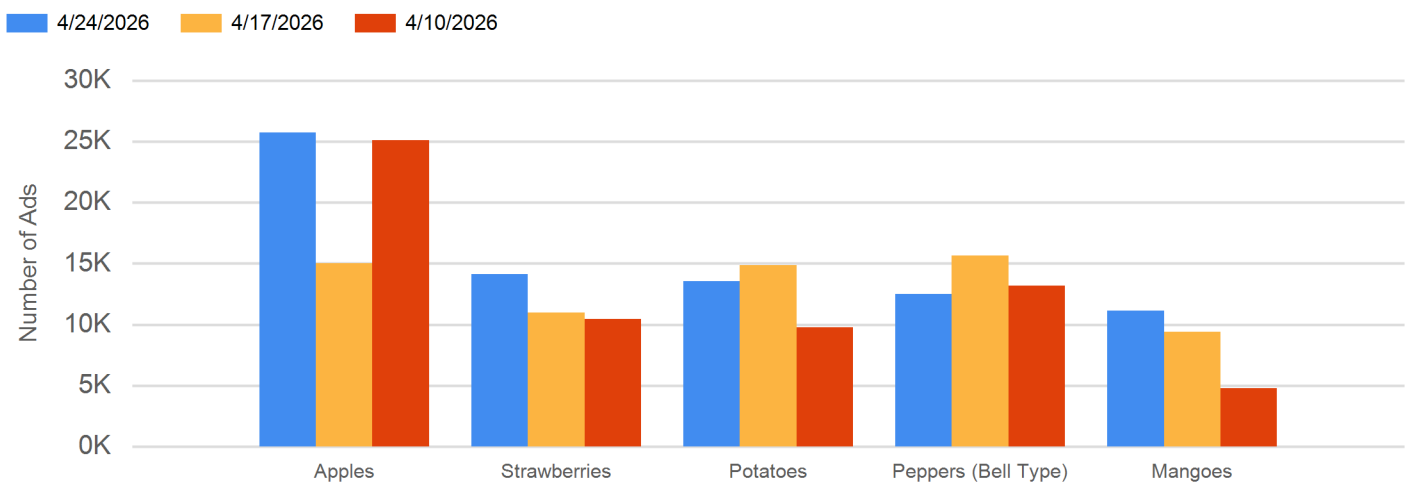
Spring has Sprung

The first day of Spring arrived this week, bringing with it new crop warm weather favorites. Yellow squash, zucchini, eggplants, bell peppers, and sweet onions were featured in time for the beginning of grilling season. Watermelon ads were strong this week, but strawberries, tangerines, and red seedless grapes were even more popular. Cinco de Mayo promotions included Roma tomatoes, white onions, jalapenos, cilantro, avocados, and jicama. Mother's Day was mentioned in several flyers, but the bulk of the promotions are expected in the next two weeks.

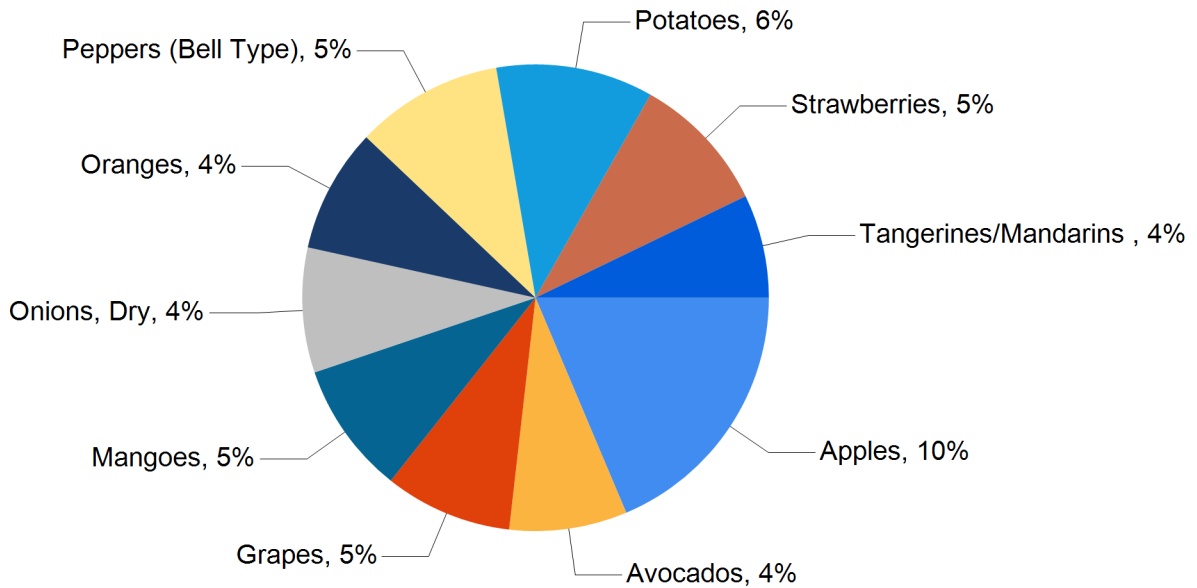
Total ad numbers this week were 256,370, a 4% increase from last week's total of 245,848. The total for the same week last year was 11% higher at 286,884. The total number of ads broken out by commodity groups: fruit 138,444 (54%), onions and potatoes 24,164 (9%), vegetables 87,251 (34%), herbs 2,203, ornamentals 2,793, hemp 2,731, and honey 987. The number of ads for organic produce was 35,568, 14% of total ads.

The following are the prices of major advertised items (3,000 plus ads) this week, compared to the same week last year. Significant increases in price for fruit this week included Cara Cara Navel oranges (3 lb. bag) at 12%, blackberries (5.6-6 oz. package) at 11%, and red seedless grapes (per lb.) at 10%. Significant decreases included avocados (each) at 31%, strawberries (1 lb. package) at 18%, and cantaloupes (each) at 17%. Significant changes in price for onions and potatoes this week included only 22% increase for sweet yellow onions (per lb.). There were no significant price increases nor decreases for vegetables this week.

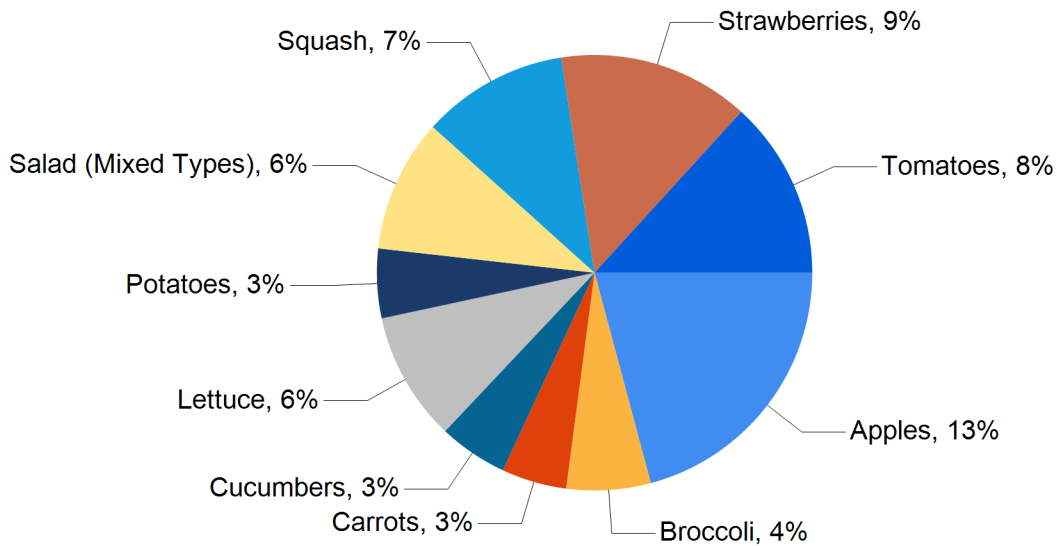
Top 5 Commodities Featured This Week



Top 10 Commodities as Percentage of Total Conventional Ads

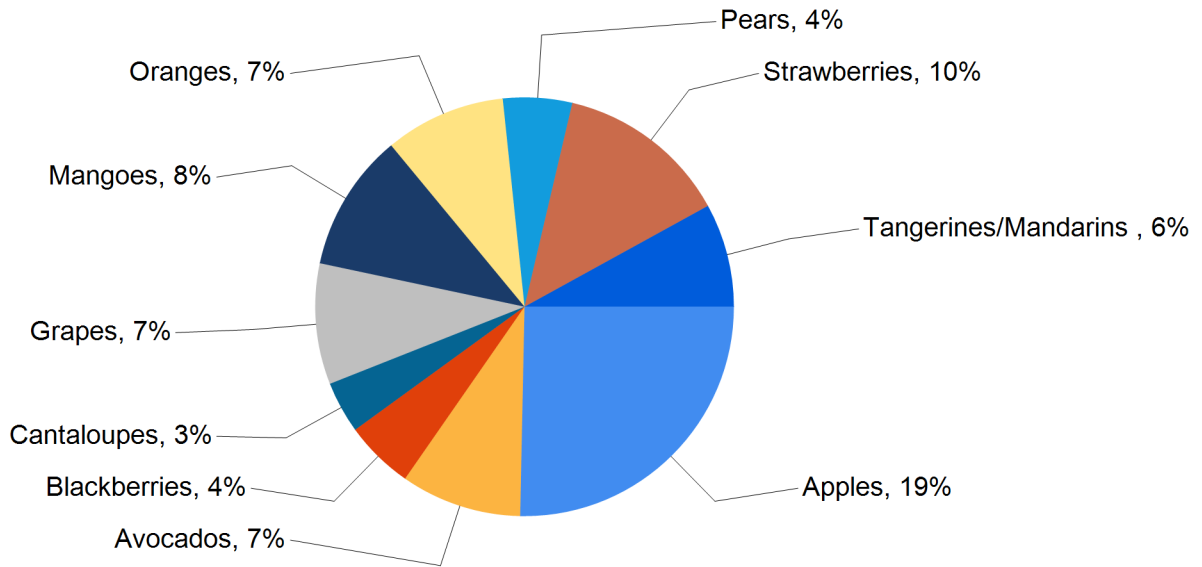


Top 10 Commodities as Percentage of Total Organic Ads

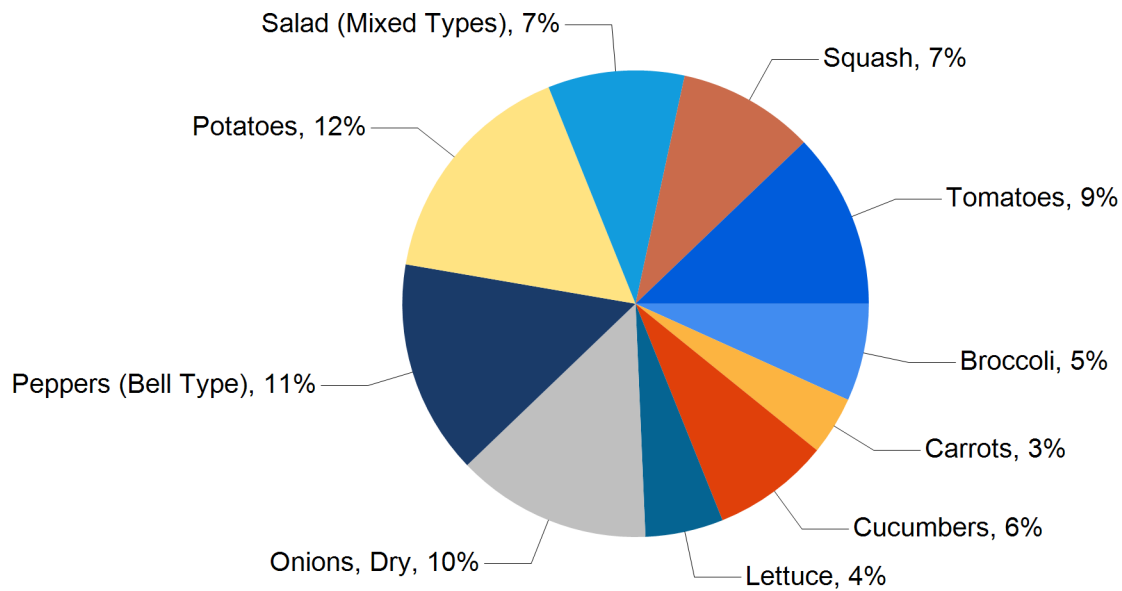


Wtd Avg - Simple weighted average

Top 10 Fruits as Percentage of Total Fruit Ads



Top 10 Vegetables as Percentage of Total Vegetable Ads Including Onions and Potatoes



Wtd Avg - Simple weighted average



NATIONAL CONVENTIONAL SUMMARY

(not including AK & HI)

Fruit								
Commodity	Variety	Unit	THIS WEEK		LAST WEEK		LAST YEAR	
			Number of Ads	Wtd Avg Price	Number of Ads	Wtd Avg Price	Number of Ads	Wtd Avg Price
Apple Pears		per lb	45	3.29	45	3.29	6	2.49
Apples	Ambrosia	per lb	1,400	1.72	228	1.84	1,042	1.28
Apples	COSMIC CRISP	3 lb bag	61	3.99				
Apples	COSMIC CRISP	per lb	1,790	1.82	1,289	1.91	2,468	1.49
Apples	Empire	per lb	27	0.99				
Apples	Envy	2 lb bag	506	3.45	188	3.99		
Apples	Envy	3 lb bag	2,178	5.28				
Apples	Envy	per lb	1,989	1.61	400	2.02	674	2.30
Apples	Fuji	3 lb bag	739	3.33	346	3.88	1,774	3.42
Apples	Fuji	per lb	938	1.61	966	1.25	1,660	1.26
Apples	Gala/Royal Gala	3 lb bag	622	2.81	766	3.89	2,144	3.34
Apples	Gala/Royal Gala	5 lb bag	59	5.99	227	5.80	150	4.99
Apples	Gala/Royal Gala	per lb	367	2.05	62	1.83	3,328	1.42
Apples	Golden Delicious	3 lb bag	580	2.80	222	3.79	24	3.28
Apples	Golden Delicious	per lb	20	1.49	65	0.99	124	1.75
Apples	Granny Smith	per lb	1,164	1.64	1,047	1.44	724	1.60
Apples	Honeycrisp	2 lb bag	44	3.99				
Apples	Honeycrisp	3 lb bag	2,083	5.35	185	5.99		
Apples	Honeycrisp	5 lb bag	59	5.99			59	4.99
Apples	Honeycrisp	per lb	1,995	2.73	2,860	2.21	557	2.45
Apples	Jazz	2 lb bag	188	3.99	188	3.99	188	0.99
Apples	OPAL	per lb	95	1.99			17	1.96
Apples	Pink Lady/Cripps Pink	3 lb bag	2,079	2.95	142	3.72	2,381	3.20
Apples	Pink Lady/Cripps Pink	per lb	1,453	1.53	1,181	1.46	1,420	1.27
Apples	Red Delicious	3 lb bag	610	2.86	634	3.92	1,308	3.15
Apples	Red Delicious	per lb	154	1.36			488	1.17
Apples, Processed	Juice	64 oz (1/2 gallon)	2,600	2.94	1,951	2.65	3,664	2.72
Apples, Processed	Juice	96 oz (3/4 gallon)	164	4.81	252	3.39	144	4.49
Apples, Processed	Juice Marked Cider	128 oz (1 gallon)	183	6.99	183	6.99		
Apples, Processed	Juice Marked Cider	64 oz (1/2 gallon)	103	3.89	81	2.98	676	3.00
Avocados	Hass	4 count mesh bags	597	4.70	896	4.04		
Avocados	Hass	5 count mesh bags	481	3.90	461	4.40		
Avocados	Hass	each	4,495	1.07	7,284	0.85	1,898	1.56
Avocados	Hass	per lb	404	0.80				
Avocados	Hass-Marked Extra Large	4 count mesh bags	322	4.99				

Wtd Avg - Simple weighted average



Weekly Grocery Store Specialty Crops Feature Activity
Friday, April 24, 2026 - Page 5

Commodity	Variety	Unit	THIS WEEK		LAST WEEK		LAST YEAR	
			Number of Ads	Wtd Avg Price	Number of Ads	Wtd Avg Price	Number of Ads	Wtd Avg Price
Avocados	Hass-Marked Extra Large	5 count mesh bags	21	4.99				
Avocados	Hass-Marked Extra Large	each	260	1.65	741	1.47	187	3.00
Avocados	Hass-Marked Large	each	847	1.45	2,404	1.43	932	2.28
Avocados	Hass-Marked Medium	each	1,100	1.14	480	1.42	775	1.23
Avocados	Hass-Marked Small	4 count mesh bags	130	3.88				
Avocados	Hass-Marked Small	each	462	0.52	227	0.42	297	0.46
Avocados	Various Greenskin Marked Extra Large	each	103	0.99				
Avocados	Various Greenskin Varieties	each	67	1.62	86	2.00	80	1.99
Bananas		per lb	541	0.61	486	0.54	836	0.51
Blackberries		1 pint (11-12 oz cntr w/ lid)	1,634	5.00	689	4.82	691	3.08
Blackberries		5.6-6 oz package	3,680	2.92	3,949	2.74	5,671	2.62
Blueberries		1 pint (11-12 oz cntr w/ lid)	1,923	4.06	370	4.50	5,584	3.24
Blueberries		6 oz package	233	3.70	538	2.88	935	3.02
Blueberries		9.8 oz package	188	3.99	294	4.67		
Cantaloupes		each	4,744	2.47	3,023	2.81	4,311	2.96
Cantaloupes		per lb	42	0.99	201	0.59	583	0.77
Cherries	Red Varieties	per lb	45	7.99				
Clementines		2 lb bag	101	3.99	318	4.41	1,338	3.42
Clementines		3 lb bag	281	5.71	544	4.83	2,029	4.19
Coconut		each	322	1.99				
Coconut	DRY	each	54	1.99	54	1.99		
Dekopon (Shiranui)		2 lb bag	354	5.99			22	8.88
Dekopon (Shiranui)		per lb	114	2.99	2,655	3.73	297	3.88
Grapefruit	RED	5 lb bag	303	2.97				
Grapefruit	RED	each	499	1.27	1,084	1.53	464	1.16
Grapefruit	RED	per lb	22	0.99	183	1.57	127	1.84
Grapes	Black Seedless	per lb	1,524	2.48	1,125	2.92	2,480	2.19
Grapes	Red Seedless	2 lb container with lid	106	4.98	183	5.99		
Grapes	Red Seedless	per lb	5,279	2.86	7,045	2.39	6,187	2.59
Grapes	White Seedless Type	2 lb container with lid	106	4.98	230	5.54		
Grapes	White Seedless Type	per lb	2,916	3.77	3,835	3.80	5,178	2.75
Kiwifruit	Hayward	1-lb containers with lids	305	3.99	455	4.51	446	4.07
Kiwifruit	Hayward	2-lb containers with lids	1,697	5.79	2,304	5.63	565	5.22
Kiwifruit	Hayward	each	475	0.52	34	0.80	812	0.61
Kiwifruit	Yellow Flesh	2-lb containers with lids	115	4.99				
Kiwifruit	Yellow Flesh	each	45	1.69				
Lemons		1 lb bag	184	2.50	44	2.49	319	2.50
Lemons		2 lb bag	759	3.11	3,138	3.07	538	2.66
Lemons		each	2,124	0.56	2,770	0.59	1,119	0.51

Wtd Avg - Simple weighted average



Weekly Grocery Store Specialty Crops Feature Activity
Friday, April 24, 2026 - Page 6

Commodity	Variety	Unit	THIS WEEK		LAST WEEK		LAST YEAR	
			Number of Ads	Wtd Avg Price	Number of Ads	Wtd Avg Price	Number of Ads	Wtd Avg Price
Lemons		per lb	177	0.67	184	0.84	125	0.86
Limes		2 pound bags	115	3.00	499	3.96		
Limes		each	2,222	0.60	852	0.56	1,170	0.39
Mangoes	Round Varieties	each	4,911	1.24	3,787	1.00	6,023	1.33
Mangoes	Round Varieties	per lb	21	0.99				
Mangoes	Round Varieties Marked Extra Large	each	1,900	1.89	777	1.34	626	2.10
Mangoes	Round Varieties Marked Large	each	986	1.12	1,567	1.31	1,271	1.53
Mangoes	Yellow Varieties	each	2,571	1.36	2,909	1.33	3,165	1.24
Nectarines	Various Yellow Flesh Varieties	per lb	131	3.99	175	3.99		
Oranges	Blood Orange	per lb	106	1.49				
Oranges	Navel	3 lb bag	764	4.59	363	3.99	1,141	4.85
Oranges	Navel	4 lb bag	723	4.28	1,168	4.71	1,163	4.45
Oranges	Navel	5 lb bag	78	5.99				
Oranges	Navel	8 lb bag	420	6.73	742	6.48	502	6.79
Oranges	Navel	each	2,065	0.93	2,124	0.94	920	1.03
Oranges	Navel	per lb	1,532	1.33	1,736	1.18	2,869	1.54
Oranges	Navel, Cara Cara	3 lb bag	3,119	4.26	2,536	2.74	3,213	3.82
Oranges	Navel, Cara Cara	each	578	1.06	438	1.31	635	1.06
Oranges	Navel, Cara Cara	per lb	365	1.53	277	1.41	446	1.40
Papaya	Maradol/Tainung Types	per lb	1,097	1.08	930	1.19	797	1.16
Papaya	Solo Type	per lb	559	0.99				
Peaches	Various Yellow Flesh Varieties	per lb	226	4.41	270	4.34	343	3.99
Pears	Bartlett	2 lb bag	1,036	4.54	1,195	3.99		
Pears	Bartlett	each	162	1.25				
Pears	Bartlett	per lb	400	2.06	988	1.72	2,044	1.66
Pears	Bosc	each	162	1.25				
Pears	Bosc	per lb	1,034	1.97	674	1.03	200	1.51
Pears	D'Anjou	each	293	1.14				
Pears	D'Anjou	per lb	1,083	1.85	447	1.74	745	1.72
Pears	RED TYPE	each	293	1.14				
Pears	RED TYPE	per lb	581	1.98	22	0.99		
Pineapples		each	2,820	2.88	3,258	3.29	1,541	2.81
Pineapples		per lb	219	0.58	61	0.79	61	0.83
Plantains		per lb	102	1.00	103	0.99		
Plums		per lb	1,327	3.36	1,608	3.24	478	2.18
Pomegranates		each	74	3.79				
Raspberries		1 pint (11-12 oz cntr w/ lid)	1,684	5.01	561	4.99	306	5.40
Raspberries		6 oz package	2,244	3.03	3,855	3.00	4,757	2.98
Strawberries		1 lb package	7,122	2.63	6,238	3.07	7,272	3.21
Strawberries		2 lb package	3,866	5.12	2,469	4.85	2,439	4.86
Tangelos		3 lb bag	1,195	5.99	320	5.57	1,577	4.87
Tangelos		each	545	1.07	556	1.09	21	1.00
Tangelos		per lb	44	1.74	100	1.10	65	1.00

Wtd Avg - Simple weighted average



Weekly Grocery Store Specialty Crops Feature Activity
Friday, April 24, 2026 - Page 7

Commodity	Variety	Unit	THIS WEEK		LAST WEEK		LAST YEAR	
			Number of Ads	Wtd Avg Price	Number of Ads	Wtd Avg Price	Number of Ads	Wtd Avg Price
Tangerines/Mandarins		2 lb bag	860	4.08	848	3.69	586	3.79
Tangerines/Mandarins		3 lb bag	5,977	4.03	7,362	4.23	6,699	4.24
Tangerines/Mandarins		5 lb package	505	8.46	420	5.88	93	7.41
Tangerines/Mandarins		per lb	794	2.46	168	1.19	744	2.33
Watermelons	Red Flesh Seedless Miniature	each	656	4.55	835	4.88	658	4.00
Watermelons	Red Flesh Seedless Type	each	248	6.89	542	7.66	1,823	6.60
Watermelons	Red Flesh Seedless Type	per lb	252	0.44	197	0.49	273	0.49

Potatoes & Onions

Commodity	Variety	Unit	THIS WEEK		LAST WEEK		LAST YEAR	
			Number of Ads	Wtd Avg Price	Number of Ads	Wtd Avg Price	Number of Ads	Wtd Avg Price
Onions, Dry	RED	2 lb bag	206	1.98			160	1.81
Onions, Dry	RED	3 lb bag	20	2.49				
Onions, Dry	RED	per lb	611	1.09	610	0.92	636	1.23
Onions, Dry	Red, Marked Sweet	per lb	162	2.49	185	0.99		
Onions, Dry	WHITE	2 lb bag	83	2.49			111	1.82
Onions, Dry	WHITE	3 lb bag	20	2.49	1,247	3.70	55	2.00
Onions, Dry	WHITE	per lb	315	1.07	428	0.80	1,913	0.91
Onions, Dry	YELLOW	2 lb bag	213	1.33	34	0.99	232	1.71
Onions, Dry	YELLOW	3 lb bag	1,811	2.10	1,648	2.23	1,957	3.13
Onions, Dry	YELLOW	5 lb bag	65	4.99			46	3.99
Onions, Dry	YELLOW	per lb	523	0.93	928	0.87	668	0.79
Onions, Dry	YELLOW MARKED SWEET	2 lb bag	83	2.49	131	2.50	10	2.98
Onions, Dry	YELLOW MARKED SWEET	3 lb bag	1,363	2.79	747	3.21	975	2.87
Onions, Dry	YELLOW MARKED SWEET	4 lb bag	183	3.99				
Onions, Dry	YELLOW MARKED SWEET	per lb	4,210	1.29	1,087	1.03	3,599	1.06
Potatoes	FINGERLING	24 oz bag	272	2.99				
Potatoes	FINGERLING	3 lb bag	138	5.16				
Potatoes	MIXED COLORS	24 oz bag	717	3.56				
Potatoes	ROUND RED	24 oz bag	989	3.46	228	2.64		
Potatoes	ROUND RED	3 lb bag	847	4.48	235	3.92	617	3.59
Potatoes	ROUND RED	4 lb bag	31	1.98				
Potatoes	ROUND RED	5 lb bag	957	4.37	2,276	3.60	1,051	4.12
Potatoes	ROUND RED	per lb	306	1.09	267	1.20	356	1.04
Potatoes	ROUND WHITE	10 lb bag	21	3.99				
Potatoes	ROUND WHITE	5 lb bag	551	4.15	578	4.02	463	4.74
Potatoes	ROUND WHITE	per lb	42	0.99	42	0.99	25	1.53
Potatoes	RUSSET	10 lb bag	224	3.07	298	2.87	283	3.22
Potatoes	RUSSET	15 lb bag	25	3.97	65	2.99		
Potatoes	RUSSET	5 lb bag	2,686	2.51	3,113	3.01	3,873	3.09
Potatoes	RUSSET	8 lb bag	161	5.04	699	3.24	1,253	5.31
Potatoes	RUSSET	per lb	1,376	1.01	1,206	0.92	1,152	0.90
Potatoes	YELLOW TYPE	24 oz bag	961	3.44	228	2.64		

Wtd Avg - Simple weighted average



Commodity	Variety	Unit	THIS WEEK		LAST WEEK		LAST YEAR	
			Number of Ads	Wtd Avg Price	Number of Ads	Wtd Avg Price	Number of Ads	Wtd Avg Price
Potatoes	YELLOW TYPE	3 lb bag	703	4.70	188	4.17	659	2.76
Potatoes	YELLOW TYPE	5 lb bag	1,282	4.19	3,393	4.26	1,718	4.43
Potatoes	YELLOW TYPE	per lb	119	1.05	190	1.29	58	1.42

Vegetables

Commodity	Variety	Unit	THIS WEEK		LAST WEEK		LAST YEAR	
			Number of Ads	Wtd Avg Price	Number of Ads	Wtd Avg Price	Number of Ads	Wtd Avg Price
Artichokes		each	315	2.37	122	1.97	905	3.04
Asparagus	GREEN	per lb	650	3.45	1,099	4.04	667	2.90
Beans	ROUND GREEN TYPE	12 oz bag	664	3.62	365	2.55	1,692	2.50
Beans	ROUND GREEN TYPE	per lb	56	1.29	113	1.72	389	1.17
Broccoli		per bunch	2,155	2.74	1,268	2.95	1,980	2.73
Broccoli	CROWN CUT	per lb	2,035	1.84	616	2.09	1,949	1.80
Brussels Sprouts		1 lb bag	1,189	2.98	190	2.99	86	1.99
Brussels Sprouts		per lb	811	2.22	515	2.19	256	1.59
Cabbage	RED TYPE	per lb	60	1.00			6	0.50
Cabbage	ROUND GREEN TYPE	per lb	2,180	0.80	1,401	0.71	1,483	0.68
Cactus Leaf (Nopales)		1-1.5 lb bags	65	2.49	65	2.49		
Cactus Leaf (Nopales)		per lb	30	0.89			180	0.97
Carrots		1 lb bag	37	1.50	22	0.99	71	0.96
Carrots		2 lb bag	241	1.99	408	2.22	421	1.59
Carrots		5 lb film bag	322	3.99	55	3.00	42	3.00
Carrots		per bunch	60	2.00	107	2.50	9	1.99
Carrots	BABY PEELED	1 lb bag	1,322	1.37	1,593	1.25	1,662	1.25
Cauliflower		each	2,225	3.07	227	3.89	3,162	2.77
Cauliflower		per lb	131	1.79	305	1.99	394	1.34
Celery		each	960	1.76	684	1.72	1,298	1.40
Celery		per lb	228	1.33	413	2.00		
Celery	HEARTS	per package	1,463	2.62	545	2.92	320	2.80
Chayote		each	31	0.50			108	0.86
Chayote		per lb	30	1.29			50	0.97
Chinese Cabbage		per lb	35	1.49			129	0.99
Cilantro		per bunch	1,560	0.63	818	0.63	1,461	0.77
Collards		per bunch	187	1.57			55	0.97
Corn-Sweet		each	1,037	0.53	741	0.51	5,399	0.55
Corn-Sweet		trays 4-5 ears film wrapped	1,485	3.65	415	5.10	1,739	4.29
Cucumbers		each	1,402	0.72	1,085	0.91	2,959	0.75
Cucumbers	LONG SEEDLESS - Greenhouse	each	1,923	1.21	2,171	1.33	2,940	1.28
Cucumbers	PERSIAN - Greenhouse	12-14 oz trays filmwrapped	101	2.63	74	2.99		
Cucumbers	PERSIAN - Greenhouse	16 oz bag	1,229	2.29	291	2.65		
Cucumbers	PERSIAN - Greenhouse	32 oz bag	183	5.00	183	5.00		
Cucumbers	PERSIAN - Greenhouse	5-6 ct trays filmwrapped	784	2.82	760	2.70		

Wtd Avg - Simple weighted average



Weekly Grocery Store Specialty Crops Feature Activity
Friday, April 24, 2026 - Page 9

Commodity	Variety	Unit	THIS WEEK		LAST WEEK		LAST YEAR	
			Number of Ads	Wtd Avg Price	Number of Ads	Wtd Avg Price	Number of Ads	Wtd Avg Price
Cucumbers	PERSIAN - Greenhouse	per lb	53	0.79				
Curly Parsley		per bunch	125	1.15	362	1.04		
Eggplant		each	106	1.99			180	1.70
Eggplant		per lb	313	0.99	285	1.70	275	1.18
Garlic		per sleeve	391	2.06	343	1.99	155	1.92
Jicama		per lb	316	0.83	166	0.77		
Kale		per bunch	77	1.22			140	1.52
Lettuce	Green Leaf	each	199	1.43	166	1.26	407	1.71
Lettuce	Green Leaf	per lb	22	1.99			9	0.88
Lettuce	Iceberg	each	1,264	1.66	662	1.66	966	1.43
Lettuce	Red Leaf	each	140	1.45	113	1.38	330	1.51
Lettuce	Red Leaf	per lb	22	1.99			74	2.29
Lettuce	Romaine	each	95	2.45	222	1.62	458	2.13
Lettuce	Romaine	per lb	22	1.99	22	1.49	87	2.24
Lettuce	Romaine (Hearts)	3 count	732	3.04	1,193	3.26	1,279	3.23
Mixed Mini Sweet Peppers		1 lb package	1,138	3.56	2,093	3.86	827	2.67
Mixed Mini Sweet Peppers		8 oz package	154	2.50	313	2.93		
Mushrooms	CREMINI	1 lb package	199	3.99				
Mushrooms	CREMINI	8 oz package	1,295	2.22	1,967	2.09	623	2.50
Mushrooms	PORTOBELLA	6 oz package	157	3.65	20	3.49	397	2.93
Mushrooms	WHITE	1 lb package	22	3.99				
Mushrooms	WHITE	6 oz package	96	1.46				
Mushrooms	WHITE	8 oz package	1,216	2.04	2,576	2.22	3,299	1.55
Mustard		per bunch	46	2.99			55	0.97
Onions, Green		per bunch	871	0.74	388	0.92	1,644	0.78
Onions, Green	BULB TYPE	per bunch	47	0.77	125	0.90		
Peppers (Bell Type)	ASSORTED COLORS	3 count filmbag	3,148	3.23	1,002	3.90		
Peppers (Bell Type)	GREEN	each	408	1.05	393	1.20	1,738	0.84
Peppers (Bell Type)	ORANGE - Greenhouse	each	74	1.00	541	1.21	98	1.12
Peppers (Bell Type)	ORANGE	each	2,226	1.22	2,242	1.32	4,703	1.15
Peppers (Bell Type)	ORANGE	per lb	302	2.84	1,581	3.06	292	2.64
Peppers (Bell Type)	RED - Greenhouse	each	74	1.00	219	1.53	98	1.12
Peppers (Bell Type)	RED	each	2,326	1.25	2,706	1.29	4,657	1.14
Peppers (Bell Type)	RED	per lb	503	2.90	1,676	3.05	624	2.13
Peppers (Bell Type)	YELLOW - Greenhouse	each	74	1.00	185	1.50	98	1.12
Peppers (Bell Type)	YELLOW	each	2,218	1.23	2,564	1.28	4,749	1.14
Peppers (Bell Type)	YELLOW	per lb	302	2.84	1,604	3.05	328	2.63
Plain Parsley		per bunch	125	1.15	362	1.04		
Radishes		6-oz film bags	60	1.00	34	1.99	71	1.00
Radishes		per bunch	652	0.96	595	1.13	563	0.79
Salad (Mixed Types)		10-12 oz package	2,362	2.92	2,087	2.56	2,114	2.79
Salad (Mixed Types)		5-9 oz package	2,158	3.27	1,717	2.82	2,856	2.88
Salad (Mixed Types)	Spring Mix	10-12 oz package	266	2.81	103	3.99		

Wtd Avg - Simple weighted average



Commodity	Variety	Unit	THIS WEEK		LAST WEEK		LAST YEAR	
			Number of Ads	Wtd Avg Price	Number of Ads	Wtd Avg Price	Number of Ads	Wtd Avg Price
Salad (Mixed Types)	Spring Mix	5-9 oz package	266	2.81	107	2.50		
Spinach		per bunch	22	0.99			359	1.23
Spinach	FLAT TYPE	11 oz package	366	4.00	64	1.99		
Spinach	FLAT TYPE	5-7 oz package	801	3.20	206	2.51	181	3.09
Spinach	FLAT TYPE	8-10 oz package	872	3.06	728	2.30	761	2.20
Squash	GREY	per lb	496	1.15	188	0.78	283	0.89
Squash	Yellow Crookneck/Straightneck	per lb	2,280	1.46	2,449	1.52	1,805	1.43
Squash	Zucchini	per lb	2,273	1.42	2,601	1.46	3,100	1.33
Sweet Potatoes		per lb	668	0.99	1,531	1.13	733	0.87
Tomatillos		per lb	231	1.30	83	0.99	407	0.92
Tomatoes		per lb	506	2.41	191	2.37	2,654	1.82
Tomatoes	Cherry Type	10 oz package	687	2.98	403	2.73	1,137	2.42
Tomatoes	Cherry Type	12 oz package	23	3.50	322	3.99		
Tomatoes	Cherry Type	16 oz	120	3.49				
Tomatoes	GRAPE TYPE	1 pint package	644	2.42	449	3.02	3,102	2.15
Tomatoes	GRAPE TYPE	10 oz package	690	2.99	711	3.06	1,335	2.17
Tomatoes	GRAPE TYPE	12 oz package	366	3.50				
Tomatoes	GRAPE TYPE	16 oz	366	3.50				
Tomatoes	Plum Type (Roma)	per lb	305	1.99	435	2.07	2,607	1.21
Tomatoes	VINE RIPES - Greenhouse	per lb	460	2.72	471	2.06	1,430	2.13
Tomatoes	VINE RIPES	per lb	486	2.11	356	1.87	3,078	1.42
Tomatoes	Vine Ripes - Heirloom Varieties - Greenhouse	per lb	191	4.12	42	2.99	127	2.10
Tomatoes	VINE RIPES - ON THE VINE - Greenhouse	per lb	1,786	2.09	2,839	2.02	1,782	1.82
Turnip Tops		per bunch	152	1.59			47	0.97

Other Specialty Crop Items

Commodity	Variety	Unit	THIS WEEK		LAST WEEK		LAST YEAR	
			Number of Ads	Wtd Avg Price	Number of Ads	Wtd Avg Price	Number of Ads	Wtd Avg Price
Hemp (Seed) Oil		12 oz	201	8.49	154	8.49		
Hemp Protein		16 oz	201	11.99	154	11.99		
Hemp Seeds Shelled		16 oz	201	10.39	13	11.49	13	11.49
Hemp Seeds Shelled		8 oz	308	6.40	755	6.34	188	6.49
Honey		12 oz	267	6.18	2,136	4.00		
Honey		16 oz	342	7.53	253	7.80		

Seasonal Items

Commodity	Variety	Unit	THIS WEEK		LAST WEEK		LAST YEAR	
			Number of Ads	Wtd Avg Price	Number of Ads	Wtd Avg Price	Number of Ads	Wtd Avg Price
Ornamentals	Chrysanthemums	bunched 20s	105	10.99				
Ornamentals	Rose, Hybrid Tea	bunched 10s	83	11.99	211	9.11		
Ornamentals	Tulips	6 inch pot	2,145	8.28			2,059	7.21
Ornamentals	Tulips	bunched 10s	389	8.31	656	8.95	660	7.86
Ornamentals	Tulips	bunched 5s	23	5.00			15	4.99

Wtd Avg - Simple weighted average



Commodity	Variety	Unit	THIS WEEK		LAST WEEK		LAST YEAR	
			Number of Ads	Wtd Avg Price	Number of Ads	Wtd Avg Price	Number of Ads	Wtd Avg Price
Ornamentals	Tulips	bunched 7s	37	6.99				

Wtd Avg - Simple weighted average



REGIONAL CONVENTIONAL DETAILS

Commodity	Variety	Unit	NORTHEAST U.S.				SOUTHEAST U.S.				MIDWEST U.S.			
			Price Range	Number of Ads	Wtd Avg Price	% Marked Local	Price Range	Number of Ads	Wtd Avg Price	% Marked Local	Price Range	Number of Ads	Wtd Avg Price	% Marked Local
FRUIT														
Apples	Ambrosia	per lb	1.99	183	1.99		1.69	1195	1.69		0.99	22	0.99	
Apples	COSMIC CRISP	per lb	1.79 - 2.29	368	1.85		1.68 - 1.99	493	1.93		1.48 - 1.99	462	1.58	
Apples	Empire	per lb	0.99	27	0.99	100								
Apples	Envy	2 lb bag	2.99	237	2.99		2.99	37	2.99		3.99	232	3.99	
Apples	Envy	3 lb bag					4.99	463	4.99		3.99 - 5.99	686	5.67	
Apples	Envy	per lb					1.69 - 1.99	1312	1.72		1.49 - 1.99	265	1.53	
Apples	Fuji	3 lb bag	2.79 - 3.99	259	2.95		3.00 - 3.99	415	3.54		3.00	35	3.00	
Apples	Fuji	per lb	1.69 - 1.99	94	1.76		1.39	65	1.39		1.49 - 1.99	293	1.78	
Apples	Gala/Royal Gala	3 lb bag	2.79 - 3.00	204	2.82						2.79 - 3.00	418	2.81	
Apples	Gala/Royal Gala	5 lb bag					5.99	37	5.99		5.99	22	5.99	
Apples	Gala/Royal Gala	per lb	1.29	75	1.29		1.99	40	1.99		1.99	106	1.99	
Apples	Golden Delicious	3 lb bag	2.79	175	2.79						2.79 - 2.99	405	2.80	
Apples	Golden Delicious	per lb	1.49	20	1.49									
Apples	Granny Smith	per lb	1.39 - 1.99	130	1.65		1.99	40	1.99		1.48 - 1.99	396	1.70	
Apples	Honeycrisp	2 lb bag									3.99	44	3.99	
Apples	Honeycrisp	3 lb bag					4.99	463	4.99		3.99 - 5.99	714	5.64	
Apples	Honeycrisp	5 lb bag					5.99	37	5.99		5.99	22	5.99	
Apples	Honeycrisp	per lb	2.29 - 3.49	514	2.66		3.10 - 3.49	314	3.38		1.77 - 3.10	550	2.75	
Apples	Jazz	2 lb bag									3.99	188	3.99	
Apples	Pink Lady/Cripps Pink	3 lb bag	2.39 - 6.00	501	2.82		2.99	530	2.99		2.99	774	2.99	
Apples	Pink Lady/Cripps Pink	per lb	1.00 - 2.49	241	1.61		1.99	366	1.99		0.99 - 1.99	395	1.47	
Apples	Red Delicious	3 lb bag	2.79	175	2.79						2.79 - 2.99	405	2.80	
Apples	Red Delicious	per lb	1.39 - 1.99	80	1.58									
Apples, Processed	Juice	64 oz (1/2 gallon)	2.29 - 3.99	705	3.46		2.50 - 3.50	440	2.67		1.97 - 3.99	734	3.14	
Apples, Processed	Juice	96 oz (3/4 gallon)	4.99	144	4.99									
Apples, Processed	Juice Marked Cider	128 oz (1 gallon)	6.99	183	6.99	100								
Apples, Processed	Juice Marked Cider	64 oz (1/2 gallon)									3.49 - 3.99	103	3.89	
Avocados	Hass	4 count mesh bags	2.99 - 4.49	320	3.83		2.99	90	2.99					
Avocados	Hass	5 count mesh bags	3.99	399	3.99		3.99	37	3.99					
Avocados	Hass	each	0.77 - 1.25	1339	0.95		0.83 - 1.00	1874	0.99		0.69 - 1.00	217	0.95	
Avocados	Hass	per lb	0.99	21	0.99						0.79	383	0.79	
Avocados	Hass-Marked Extra Large	4 count mesh bags	4.99	322	4.99									
Avocados	Hass-Marked Large	each	1.67	122	1.67		1.67	86	1.67		0.99 - 1.67	116	1.39	
Avocados	Hass-Marked Medium	each									1.25	60	1.25	

Wtd Avg - Simple weighted average



Weekly Grocery Store Specialty Crops Feature Activity
Friday, April 24, 2026 - Page 13

Commodity	Variety	Unit	NORTHEAST U.S.				SOUTHEAST U.S.				MIDWEST U.S.				
			Price Range	Number of Ads	Wtd Avg Price	% Marked Local	Price Range	Number of Ads	Wtd Avg Price	% Marked Local	Price Range	Number of Ads	Wtd Avg Price	% Marked Local	
Avocados	Hass-Marked Small	4 count mesh bags										3.88	130	3.88	
Avocados	Various Greenskin Varieties	each					0.79 - 2.00	67	1.62						
Bananas		per lb	0.69	171	0.69		0.59	40	0.59			0.48	96	0.48	
Blackberries		1 pint (11-12 oz cntr w/ lid)	5.99 - 6.99	293	6.54							3.99 - 4.99	843	4.70	
Blackberries		5.6-6 oz package	1.99 - 3.99	674	2.94		2.00 - 3.99	2123	2.85			2.50 - 3.99	569	3.14	
Blueberries		1 pint (11-12 oz cntr w/ lid)	3.49 - 3.99	258	3.84		3.49 - 4.99	1408	3.98						
Blueberries		6 oz package	3.50	20	3.50		3.50	117	3.50			3.99	96	3.99	
Blueberries		9.8 oz package										3.99	188	3.99	
Cantaloupes		each	1.99 - 3.99	1846	2.53		0.98 - 3.99	947	2.25			1.99 - 3.99	987	2.33	
Clementines		2 lb bag	3.99	54	3.99							3.99	47	3.99	
Clementines		3 lb bag	5.00 - 5.99	136	5.78		5.99	40	5.99			3.97	25	3.97	
Coconut		each	1.99	322	1.99										
Coconut	DRY	each	1.99	54	1.99										
Dekopon (Shiranui)		per lb										2.99	114	2.99	
Grapefruit	RED	each	0.99 - 1.25	293	1.22	12									
Grapefruit	RED	per lb										0.99	22	0.99	
Grapes	Black Seedless	per lb	1.88 - 2.99	451	2.18		2.49 - 2.99	486	2.94			2.99	114	2.99	
Grapes	Red Seedless	2 lb container with lid										4.98	106	4.98	
Grapes	Red Seedless	per lb	1.88 - 2.99	828	2.18		2.29 - 2.99	2059	2.88			1.88 - 2.99	642	2.31	
Grapes	White Seedless Type	2 lb container with lid										4.98	106	4.98	
Grapes	White Seedless Type	per lb	2.99 - 3.99	201	3.80		2.99 - 3.99	1269	3.93						
Kiwifruit	Hayward	1-lb containers with lids	3.99	162	3.99							3.99	143	3.99	
Kiwifruit	Hayward	2-lb containers with lids	6.99	322	6.99		4.99	463	4.99			4.99 - 5.49	171	5.05	
Kiwifruit	Hayward	each	0.50 - 0.80	247	0.55		0.50	228	0.50						
Lemons		1 lb bag	2.50	184	2.50										
Lemons		2 lb bag	2.95 - 3.49	589	3.09		2.99 - 3.69	123	3.25						
Lemons		each	0.40 - 0.83	719	0.54		0.50 - 0.79	714	0.62			0.50 - 0.69	219	0.54	
Lemons		per lb										0.99	22	0.99	
Limes		each	0.39	322	0.39							0.50 - 0.67	730	0.64	
Mangoes	Round Varieties	each	0.50 - 1.67	1496	1.02		0.98 - 1.67	1369	1.62			0.97 - 1.50	320	1.09	
Mangoes	Round Varieties	per lb	0.99	21	0.99										
Mangoes	Round Varieties Marked Extra Large	each	0.99	37	0.99		1.50 - 1.99	497	1.53			2.00	559	2.00	
Mangoes	Round Varieties Marked Large	each	1.25	183	1.25							1.25 - 1.67	127	1.32	
Mangoes	Yellow Varieties	each	0.77 - 1.39	607	0.92		1.25 - 1.67	1509	1.59			1.39 - 1.50	89	1.42	
Oranges	Blood Orange	per lb										1.49	106	1.49	
Oranges	Navel	3 lb bag	4.98 - 4.99	55	4.99		3.98 - 4.99	178	4.69			3.00 - 4.49	175	3.92	
Oranges	Navel	4 lb bag	2.49 - 5.49	500	4.63		2.49 - 4.98	171	3.35			3.97	25	3.97	
Oranges	Navel	5 lb bag	5.99	78	5.99										
Oranges	Navel	8 lb bag	4.99 - 8.99	420	6.73										

Wtd Avg - Simple weighted average



Weekly Grocery Store Specialty Crops Feature Activity
Friday, April 24, 2026 - Page 14

Commodity	Variety	Unit	NORTHEAST U.S.				SOUTHEAST U.S.				MIDWEST U.S.			
			Price Range	Number of Ads	Wtd Avg Price	% Marked Local	Price Range	Number of Ads	Wtd Avg Price	% Marked Local	Price Range	Number of Ads	Wtd Avg Price	% Marked Local
Oranges	Navel	each	0.50 - 1.67	1119	1.03		0.50 - 1.00	693	0.81		1.00	110	1.00	
Oranges	Navel	per lb	0.99 - 1.79	41	1.38						0.99 - 1.99	250	1.55	
Oranges	Navel, Cara Cara	3 lb bag	3.49 - 4.99	582	4.24		2.98 - 4.99	2167	4.31		3.97 - 3.99	309	3.99	
Oranges	Navel, Cara Cara	each	0.89 - 1.25	535	1.07						1.00	20	1.00	
Oranges	Navel, Cara Cara	per lb	0.99	21	0.99						0.99 - 1.99	156	1.51	
Papaya	Maradol/Tainung Types	per lb	1.29 - 1.59	414	1.32		0.78 - 0.88	57	0.83					
Papaya	Solo Type	per lb									0.99	559	0.99	
Pears	Bartlett	2 lb bag					4.99	463	4.99		3.99 - 5.49	171	4.18	
Pears	Bartlett	each	1.25	162	1.25									
Pears	Bartlett	per lb	1.24 - 2.49	73	1.88		0.49 - 2.49	300	2.13		1.69	27	1.69	
Pears	Bosc	each	1.25	162	1.25									
Pears	Bosc	per lb	1.79 - 2.49	75	2.07		1.59 - 2.49	628	2.15		1.69 - 1.99	215	1.95	
Pears	D'Anjou	each	1.00 - 1.25	293	1.14									
Pears	D'Anjou	per lb	1.99	87	1.99		1.49 - 1.99	507	1.93		1.69 - 1.99	254	1.91	
Pears	RED TYPE	each	1.00 - 1.25	293	1.14									
Pears	RED TYPE	per lb					1.99	366	1.99		1.69 - 1.99	215	1.95	
Pineapples		each	2.19 - 3.99	770	2.87		1.78 - 4.99	1629	2.79		2.99	44	2.99	
Plums		per lb	1.99 - 2.49	132	2.19		3.49	1195	3.49					
Pomegranates		each					3.79	74	3.79					
Raspberries		1 pint (11-12 oz cntr w/ lid)	6.99	162	6.99						4.99	598	4.99	
Raspberries		6 oz package	1.99 - 3.99	802	2.64		3.33 - 3.99	677	3.45		2.50 - 3.50	496	2.97	
Strawberries		1 lb package	1.79 - 3.99	1709	2.76		1.79 - 3.99	2599	2.95	8	1.67 - 3.99	1399	2.15	
Strawberries		2 lb package	5.99 - 6.99	528	6.30		2.99 - 4.99	534	4.79	6	3.99 - 6.99	960	5.00	
Tangelos		3 lb bag					5.99	1195	5.99					
Tangelos		each	0.89 - 1.67	125	1.30		0.99 - 1.00	400	1.00		1.00	20	1.00	
Tangelos		per lb									0.99	22	0.99	
Tangerines/Mandarins		2 lb bag	3.49 - 4.99	635	4.23		2.99 - 3.98	100	3.25					
Tangerines/Mandarins		3 lb bag	2.89 - 5.99	1100	3.51		2.89 - 5.99	2487	4.59		2.89 - 5.99	1143	3.36	
Tangerines/Mandarins		5 lb package	8.99 - 9.99	210	9.12						7.99	39	7.99	
Tangerines/Mandarins		per lb	2.50 - 2.99	267	2.69						1.99	22	1.99	
Watermelons	Red Flesh Seedless Miniature	each	4.99	24	4.99		4.99	228	4.99					
Watermelons	Red Flesh Seedless Type	each	6.99	183	6.99									
POTATOES & ONIONS														
Onions, Dry	RED	2 lb bag	1.99	37	1.99		1.49	65	1.49		2.49	83	2.49	
Onions, Dry	RED	3 lb bag									2.49	20	2.49	
Onions, Dry	RED	per lb	0.99	142	0.99									
Onions, Dry	Red, Marked Sweet	per lb	2.49	162	2.49									
Onions, Dry	WHITE	2 lb bag									2.49	83	2.49	
Onions, Dry	WHITE	3 lb bag									2.49	20	2.49	
Onions, Dry	YELLOW	2 lb bag	1.29 - 1.59	127	1.43						0.99 - 1.66	86	1.18	

Wtd Avg - Simple weighted average



Commodity	Variety	Unit	NORTHEAST U.S.				SOUTHEAST U.S.				MIDWEST U.S.			
			Price Range	Number of Ads	Wtd Avg Price	% Marked Local	Price Range	Number of Ads	Wtd Avg Price	% Marked Local	Price Range	Number of Ads	Wtd Avg Price	% Marked Local
Onions, Dry	YELLOW	3 lb bag	1.69 - 3.99	609	2.26		2.50	53	2.50		1.49 - 2.49	425	1.54	
Onions, Dry	YELLOW	5 lb bag	4.99	65	4.99									
Onions, Dry	YELLOW	per lb	0.49	32	0.49		0.49 - 0.99	145	0.77					
Onions, Dry	YELLOW MARKED SWEET	2 lb bag									2.49	83	2.49	
Onions, Dry	YELLOW MARKED SWEET	3 lb bag	2.49 - 2.99	271	2.83		1.79 - 3.99	763	2.26		3.99	22	3.99	
Onions, Dry	YELLOW MARKED SWEET	4 lb bag	3.99	183	3.99									
Onions, Dry	YELLOW MARKED SWEET	per lb	0.59 - 1.49	771	1.15		0.88 - 1.49	1922	1.31		0.99 - 1.49	644	1.29	
Potatoes	FINGERLING	24 oz bag	2.99	272	2.99									
Potatoes	MIXED COLORS	24 oz bag	2.99	272	2.99		3.49	74	3.49					
Potatoes	ROUND RED	24 oz bag	2.99 - 3.50	331	3.08		3.49	74	3.49		3.99	28	3.99	
Potatoes	ROUND RED	3 lb bag					2.50	53	2.50		1.99 - 4.99	196	2.78	
Potatoes	ROUND RED	4 lb bag					1.98	31	1.98					
Potatoes	ROUND RED	5 lb bag					4.99	366	4.99		2.99 - 4.99	208	4.80	
Potatoes	ROUND RED	per lb	0.59 - 1.29	123	1.02									
Potatoes	ROUND WHITE	5 lb bag	2.49	185	2.49		4.99	366	4.99					
Potatoes	RUSSET	10 lb bag	3.95	29	3.95		3.98	27	3.98		4.99	37	4.99	
Potatoes	RUSSET	15 lb bag									3.97	25	3.97	
Potatoes	RUSSET	5 lb bag	1.49 - 3.99	936	2.83		1.79 - 3.99	353	2.13		1.49 - 2.50	453	1.96	
Potatoes	RUSSET	8 lb bag	5.99	27	5.99		5.99	73	5.99		3.49	61	3.49	
Potatoes	RUSSET	per lb	0.99 - 1.29	402	1.04		0.79 - 0.99	342	0.95					
Potatoes	YELLOW TYPE	24 oz bag	2.99 - 3.50	331	3.08		3.49	74	3.49					
Potatoes	YELLOW TYPE	3 lb bag									1.99 - 2.99	152	2.13	
Potatoes	YELLOW TYPE	5 lb bag	3.50 - 4.99	312	4.35		4.99	366	4.99		3.50	114	3.50	

VEGETABLES

Asparagus	GREEN	per lb	3.99	24	3.99		3.99	228	3.99		1.99 - 3.99	296	2.91	
Beans	ROUND GREEN TYPE	12 oz bag	3.50 - 3.99	420	3.78		3.99	73	3.99		2.99 - 3.50	111	3.12	
Beans	ROUND GREEN TYPE	per lb					1.49	34	1.49		0.99	22	0.99	
Broccoli		per bunch	1.99 - 2.50	397	2.26		2.50 - 3.00	1518	2.95					
Broccoli	CROWN CUT	per lb	0.99 - 2.49	1186	1.55		1.49	90	1.49		1.99 - 2.49	301	2.28	
Brussels Sprouts		1 lb bag	2.49	75	2.49		3.00	463	3.00		3.00 - 3.50	581	3.02	
Brussels Sprouts		per lb	0.99 - 2.99	475	1.67		2.99	73	2.99		2.99	199	2.99	
Cabbage	ROUND GREEN TYPE	per lb	0.59 - 0.99	522	0.88	7	0.49 - 0.79	760	0.70		0.39 - 0.89	59	0.70	
Carrots		1 lb bag	1.50	37	1.50									
Carrots		2 lb bag									1.99	199	1.99	
Carrots		5 lb film bag	3.99	322	3.99									
Carrots	BABY PEELED	1 lb bag	0.99 - 1.09	585	1.04		1.00	74	1.00		1.00 - 1.29	179	1.04	
Cauliflower		each	2.50 - 3.99	361	3.25		2.50 - 3.79	811	3.19		2.99 - 3.50	628	3.03	
Celery		each	1.79 - 2.49	103	2.23		1.48 - 2.00	438	1.92		1.48 - 1.50	221	1.48	
Celery	HEARTS	per package	3.49	185	3.49		2.49	1195	2.49		2.49	83	2.49	

Wtd Avg - Simple weighted average



Weekly Grocery Store Specialty Crops Feature Activity
Friday, April 24, 2026 - Page 16

Commodity	Variety	Unit	NORTHEAST U.S.				SOUTHEAST U.S.				MIDWEST U.S.			
			Price Range	Number of Ads	Wtd Avg Price	% Marked Local	Price Range	Number of Ads	Wtd Avg Price	% Marked Local	Price Range	Number of Ads	Wtd Avg Price	% Marked Local
Chayote		each					0.50	31	0.50					
Chinese Cabbage		per lb	1.49	35	1.49									
Cilantro		per bunch	0.79 - 0.99	457	0.93		0.58 - 0.65	60	0.62					
Collards		per bunch	1.49	35	1.49		0.99 - 2.99	83	2.10	0.99	22	0.99		
Corn-Sweet		each	0.80	46	0.80		0.33 - 0.75	530	0.42					
Corn-Sweet		trays 4-5 ears film wrapped					2.49	366	2.49	3.99 - 4.99	219	4.90		
Cucumbers		each	0.69	75	0.69		0.69	945	0.69					
Cucumbers	LONG SEEDLESS - Greenhouse	each	0.79 - 2.00	715	1.30		0.83	119	0.83	1.00 - 2.00	649	1.24		
Cucumbers	PERSIAN - Greenhouse	12-14 oz trays filmwrapped	2.99	27	2.99		2.50	74	2.50					
Cucumbers	PERSIAN - Greenhouse	16 oz bag	1.50 - 2.50	367	2.41		2.00	187	2.00					
Cucumbers	PERSIAN - Greenhouse	32 oz bag	5.00	183	5.00									
Cucumbers	PERSIAN - Greenhouse	5-6 ct trays filmwrapped	2.50 - 2.99	322	2.75		2.49	38	2.49	2.99	330	2.99		
Curly Parsley		per bunch	1.29	65	1.29									
Eggplant		each								1.99	106	1.99		
Eggplant		per lb	0.99	313	0.99									
Garlic		per sleeve	1.99 - 2.99	120	2.53									
Kale		per bunch	1.49	35	1.49									
Lettuce	Green Leaf	each	1.50	29	1.50									
Lettuce	Green Leaf	per lb								1.99	22	1.99		
Lettuce	Iceberg	each	1.69 - 1.99	382	1.74		1.50 - 1.69	72	1.60	1.00 - 1.49	96	1.31		
Lettuce	Red Leaf	per lb								1.99	22	1.99		
Lettuce	Romaine	each	2.99	65	2.99									
Lettuce	Romaine	per lb								1.99	22	1.99		
Lettuce	Romaine (Hearts)	3 count	2.99 - 3.50	420	3.21		2.98 - 2.99	224	2.98	2.99	35	2.99		
Mixed Mini Sweet Peppers		1 lb package	3.00 - 3.99	872	3.62		3.99	37	3.99	3.49	22	3.49		
Mixed Mini Sweet Peppers		8 oz package	2.50	131	2.50									
Mushrooms	CREMINI	1 lb package								3.99	199	3.99		
Mushrooms	CREMINI	8 oz package	2.00 - 2.50	598	2.15		2.50	366	2.50	2.50	27	2.50		
Mushrooms	PORTOBELLA	6 oz package	3.00	24	3.00									
Mushrooms	WHITE	1 lb package								3.99	22	3.99		
Mushrooms	WHITE	6 oz package	2.99	22	2.99		1.00	74	1.00					
Mushrooms	WHITE	8 oz package	1.50 - 2.50	747	2.08	6	1.50 - 2.49	190	2.09	1.00 - 2.50	184	1.58		
Mustard		per bunch					2.99	46	2.99					
Onions, Green		per bunch	0.66 - 1.00	400	0.95									
Peppers (Bell Type)	ASSORTED COLORS	3 count filmbag	2.19 - 5.00	893	3.31		2.19 - 3.99	1815	3.38	3.99	35	3.99		
Peppers (Bell Type)	GREEN	each	0.69	75	0.69									
Peppers (Bell Type)	ORANGE - Greenhouse	each					1.00	74	1.00					
Peppers (Bell Type)	ORANGE	each	0.99 - 1.67	316	1.04		1.49 - 1.67	289	1.63	0.99 - 1.50	497	1.18		
Peppers (Bell Type)	ORANGE	per lb	0.99 - 3.99	302	2.84									

Wtd Avg - Simple weighted average



Weekly Grocery Store Specialty Crops Feature Activity
Friday, April 24, 2026 - Page 17

Commodity	Variety	Unit	NORTHEAST U.S.				SOUTHEAST U.S.				MIDWEST U.S.			
			Price Range	Number of Ads	Wtd Avg Price	% Marked Local	Price Range	Number of Ads	Wtd Avg Price	% Marked Local	Price Range	Number of Ads	Wtd Avg Price	% Marked Local
Peppers (Bell Type)	RED - Greenhouse	each					1.00	74	1.00					
Peppers (Bell Type)	RED	each	0.99 - 1.67	316	1.04		1.49 - 1.67	289	1.63		0.99 - 1.50	497	1.18	
Peppers (Bell Type)	RED	per lb	0.99 - 3.99	503	2.90									
Peppers (Bell Type)	YELLOW - Greenhouse	each					1.00	74	1.00					
Peppers (Bell Type)	YELLOW	each	0.99 - 1.67	316	1.04		1.49 - 1.67	289	1.63		0.99 - 1.50	453	1.17	
Peppers (Bell Type)	YELLOW	per lb	0.99 - 3.99	302	2.84									
Plain Parsley		per bunch	1.29	65	1.29									
Radishes		per bunch	0.99 - 1.50	469	1.16						0.99	22	0.99	
Salad (Mixed Types)		10-12 oz package	1.99 - 3.50	1255	2.84		2.50 - 4.00	477	3.69		2.00	39	2.00	
Salad (Mixed Types)		5-9 oz package	1.99 - 4.99	1329	3.42		2.50 - 4.00	477	3.69		2.00 - 3.00	61	2.36	
Salad (Mixed Types)	Spring Mix	10-12 oz package	3.00	163	3.00									
Salad (Mixed Types)	Spring Mix	5-9 oz package	3.00	163	3.00									
Spinach		per bunch									0.99	22	0.99	
Spinach	FLAT TYPE	11 oz package					4.00	366	4.00					
Spinach	FLAT TYPE	5-7 oz package	2.50	413	2.50		4.00	366	4.00		3.00	22	3.00	
Spinach	FLAT TYPE	8-10 oz package	2.49 - 2.99	342	2.58		4.00	366	4.00		1.99	39	1.99	
Squash	GREY	per lb	1.49	144	1.49									
Squash	Yellow Crookneck/Straightneck	per lb	0.99 - 1.99	1227	1.30	3	1.49 - 2.49	434	2.00		1.29 - 1.49	143	1.34	
Squash	Zucchini	per lb	0.99 - 1.99	1022	1.28	3	1.49 - 2.49	434	2.00		0.99 - 1.50	187	1.32	
Sweet Potatoes		per lb	0.95 - 0.99	342	0.99		0.79 - 1.19	114	0.99		1.29	25	1.29	
Tomatillos		per lb	1.49	144	1.49						0.99	22	0.99	
Tomatoes		per lb	1.99 - 2.99	233	2.69		1.99	228	1.99		2.49	23	2.49	
Tomatoes	Cherry Type	10 oz package	2.50 - 3.00	401	2.84									
Tomatoes	GRAPE TYPE	1 pint package	1.99 - 2.99	207	2.87		1.99 - 2.50	335	2.15					
Tomatoes	GRAPE TYPE	10 oz package	2.50	129	2.50						3.00	106	3.00	
Tomatoes	GRAPE TYPE	12 oz package					3.50	366	3.50					
Tomatoes	GRAPE TYPE	16 oz					3.50	366	3.50					
Tomatoes	VINE RIPES - Greenhouse	per lb					1.89	37	1.89		1.89	22	1.89	
Tomatoes	VINE RIPES	per lb					1.69 - 2.99	486	2.11					
Tomatoes	Vine Ripes - Heirloom Varieties - Greenhouse	per lb	3.99	20	3.99		3.99	117	3.99					
Tomatoes	VINE RIPES - ON THE VINE - Greenhouse	per lb	1.49 - 2.99	414	1.93		1.69 - 1.99	550	1.93		1.49 - 2.49	357	2.07	
Turnip Tops		per bunch					0.99 - 2.99	83	2.10		0.99	22	0.99	
OTHER SPECIALTY CROP ITEMS														
Hemp (Seed) Oil		12 oz					8.49	73	8.49		8.49	13	8.49	
Hemp Protein		16 oz					11.99	73	11.99		11.99	13	11.99	
Hemp Seeds Shelled		16 oz					10.39	73	10.39		10.39	13	10.39	

Wtd Avg - Simple weighted average



Commodity	Variety	Unit	NORTHEAST U.S.				SOUTHEAST U.S.				MIDWEST U.S.			
			Price Range	Number of Ads	Wtd Avg Price	% Marked Local	Price Range	Number of Ads	Wtd Avg Price	% Marked Local	Price Range	Number of Ads	Wtd Avg Price	% Marked Local
Hemp Seeds Shelled		8 oz					5.79 - 7.79	147	6.80		5.79	13	5.79	
Honey		12 oz									6.99 - 7.99	140	7.30	
Honey		16 oz					6.99	53	6.99		5.99 - 7.99	162	6.95	
SEASONAL ITEMS														
Ornamentals	Chrysanthemums	bunched 20s									10.99	105	10.99	
Ornamentals	Rose, Hybrid Tea	bunched 10s									11.99	83	11.99	
Ornamentals	Tulips	6 inch pot	8.00	339	8.00		8.00	367	8.00		8.00	404	8.00	
Ornamentals	Tulips	bunched 10s	8.99 - 9.99	230	9.68						7.99	28	7.99	
Ornamentals	Tulips	bunched 7s					6.99	37	6.99					

Wtd Avg - Simple weighted average



Commodity	Variety	Unit	SOUTH CENTRAL U.S.				SOUTHWEST U.S.				NORTHWEST U.S.			
			Price Range	Number of Ads	Wtd Avg Price	% Marked Local	Price Range	Number of Ads	Wtd Avg Price	% Marked Local	Price Range	Number of Ads	Wtd Avg Price	% Marked Local
FRUIT														
Apple Pears		per lb					3.29	45	3.29					
Apples	COSMIC CRISP	3 lb bag									3.99	61	3.99	100
Apples	COSMIC CRISP	per lb	1.99	95	1.99		1.29	23	1.29		1.28 - 1.99	349	1.92	6
Apples	Envy	3 lb bag	3.99 - 5.99	496	5.21		4.99 - 5.99	410	5.45		3.99	123	3.99	
Apples	Envy	per lb	0.97 - 2.49	386	1.24		2.49	26	2.49					
Apples	Fuji	3 lb bag	3.98	30	3.98									
Apples	Fuji	per lb	1.39 - 1.69	109	1.56		1.49	354	1.49		1.49	23	1.49	
Apples	Gala/Royal Gala	per lb					2.49	146	2.49					
Apples	Granny Smith	per lb	0.99 - 1.99	248	1.59		0.50 - 2.49	350	1.55					
Apples	Honeycrisp	3 lb bag	3.99 - 5.99	496	5.21		4.99 - 5.99	410	5.45					
Apples	Honeycrisp	per lb	0.99 - 3.10	181	2.68		3.10	109	3.10		1.99 - 3.10	327	2.06	
Apples	OPAL	per lb	1.99	95	1.99									
Apples	Pink Lady/Cripps Pink	3 lb bag	2.99	274	2.99									
Apples	Pink Lady/Cripps Pink	per lb	0.99 - 1.69	195	1.26		0.50 - 1.49	233	1.05		1.49	23	1.49	
Apples	Red Delicious	3 lb bag	3.98	30	3.98									
Apples	Red Delicious	per lb	0.97 - 1.39	74	1.12									
Apples, Processed	Juice	64 oz (1/2 gallon)	1.89 - 3.29	228	2.22		1.50 - 2.50	457	2.38		3.99	36	3.99	
Apples, Processed	Juice	96 oz (3/4 gallon)					3.50	20	3.50					
Avocados	Hass	4 count mesh bags					6.99	187	6.99					
Avocados	Hass	5 count mesh bags					3.00	45	3.00					
Avocados	Hass	each	0.50 - 1.50	303	1.29		1.25 - 1.50	620	1.36		1.67	142	1.67	
Avocados	Hass-Marked Extra Large	5 count mesh bags					4.99	21	4.99					
Avocados	Hass-Marked Extra Large	each					1.66 - 1.67	237	1.67		1.50	23	1.50	
Avocados	Hass-Marked Large	each	0.79 - 1.67	140	1.26		0.89 - 1.67	361	1.39		1.67	22	1.67	
Avocados	Hass-Marked Medium	each	0.89	175	0.89		0.99 - 1.50	538	1.13		1.25 - 1.50	327	1.27	
Avocados	Hass-Marked Small	each	0.49 - 1.00	160	0.60		0.33 - 0.50	302	0.47					
Avocados	Various Greenskin Marked Extra Large	each	0.99	103	0.99									
Bananas		per lb					0.69	103	0.69		0.54	131	0.54	
Blackberries		1 pint (11-12 oz cntr w/ lid)	3.49 - 4.99	152	4.32		3.49 - 4.99	223	4.30		5.49	123	5.49	
Blackberries		5.6-6 oz package	2.48 - 2.99	174	2.61		2.99 - 3.99	79	3.32		3.00	61	3.00	
Blueberries		1 pint (11-12 oz cntr w/ lid)	3.99	70	3.99		4.99	187	4.99					
Cantaloupes		each	1.99 - 3.99	735	2.62		1.89 - 3.49	148	2.46		3.98	81	3.98	
Cantaloupes		per lb					0.99	42	0.99					
Cherries	Red Varieties	per lb					7.99	45	7.99					

Wtd Avg - Simple weighted average



Weekly Grocery Store Specialty Crops Feature Activity
Friday, April 24, 2026 - Page 20

Commodity	Variety	Unit	SOUTH CENTRAL U.S.				SOUTHWEST U.S.				NORTHWEST U.S.			
			Price Range	Number of Ads	Wtd Avg Price	% Marked Local	Price Range	Number of Ads	Wtd Avg Price	% Marked Local	Price Range	Number of Ads	Wtd Avg Price	% Marked Local
Clementines		3 lb bag					6.00	80	6.00	100				
Dekopon (Shiranui)		2 lb bag					5.99	354	5.99					
Grapefruit	RED	5 lb bag	2.97	303	2.97									
Grapefruit	RED	each	1.00	60	1.00		1.50	146	1.50					
Grapes	Black Seedless	per lb	1.59 - 2.99	168	2.48						1.99	305	1.99	
Grapes	Red Seedless	per lb	1.59 - 3.79	597	2.80		2.97 - 4.99	812	4.34		1.99 - 2.88	341	2.08	
Grapes	White Seedless Type	per lb	2.99 - 3.79	329	3.36		2.97 - 4.99	812	4.34		1.99	305	1.99	
Kiwifruit	Hayward	2-lb containers with lids	4.99 - 5.99	126	5.73		5.99 - 6.99	431	6.42		4.99	184	4.99	
Kiwifruit	Yellow Flesh	2-lb containers with lids	4.99	115	4.99									
Kiwifruit	Yellow Flesh	each					1.69	45	1.69					
Lemons		2 lb bag	2.97	47	2.97									
Lemons		each	0.33 - 0.99	223	0.52		0.50	166	0.50	87	0.50 - 0.56	83	0.52	
Lemons		per lb					0.56 - 0.79	155	0.63					
Limes		2 pound bags					3.00	115	3.00					
Limes		each	0.50 - 0.67	496	0.59		0.50 - 0.67	490	0.64	16	0.67 - 0.99	184	0.78	
Mangoes	Round Varieties	each	0.50 - 2.00	827	1.32		0.33 - 1.25	757	1.03		1.00	142	1.00	
Mangoes	Round Varieties Marked Extra Large	each	2.00	171	2.00		1.50 - 2.00	452	1.95		2.50	184	2.50	
Mangoes	Round Varieties Marked Large	each	0.97 - 1.50	476	1.12		0.67 - 0.99	200	0.87					
Mangoes	Yellow Varieties	each	0.77 - 1.39	122	1.15		0.33 - 1.39	199	1.05		0.99 - 1.39	45	1.19	
Nectarines	Various Yellow Flesh Varieties	per lb									3.99	131	3.99	
Oranges	Navel	3 lb bag	4.98	107	4.98		4.98	184	4.98		3.99 - 4.98	65	4.05	
Oranges	Navel	4 lb bag	3.99	27	3.99									
Oranges	Navel	each	0.33 - 1.00	143	0.66									
Oranges	Navel	per lb	0.82 - 1.99	437	1.58		0.79 - 0.99	271	0.87		0.78 - 1.49	533	1.25	
Oranges	Navel, Cara Cara	3 lb bag									3.99	61	3.99	
Oranges	Navel, Cara Cara	each	0.99	23	0.99									
Oranges	Navel, Cara Cara	per lb	0.97 - 1.99	142	1.65						1.49	46	1.49	
Papaya	Maradol/Tainung Types	per lb	0.99	415	0.99		0.79 - 0.99	211	0.87					
Peaches	Various Yellow Flesh Varieties	per lb	4.99	95	4.99						3.99	131	3.99	
Pears	Bartlett	2 lb bag	3.99 - 4.99	218	4.31						3.99	184	3.99	33
Pears	Bosc	per lb					0.99	116	0.99					
Pears	D'Anjou	per lb	1.69 - 2.00	121	1.84		0.99 - 1.50	114	1.23					
Pineapples		each	2.50 - 3.99	377	3.27									
Pineapples		per lb					0.33 - 0.98	219	0.58					
Plantains		per lb	1.00	60	1.00		0.99	42	0.99					
Raspberries		1 pint (11-12 oz cntnr w/ lid)	3.49 - 4.99	555	4.54		3.49 - 4.99	223	4.30		5.49 - 6.99	146	5.73	
Raspberries		6 oz package	2.99 - 3.00	102	3.00		2.99 - 4.99	106	3.74		3.00	61	3.00	
Strawberries		1 lb package	1.79 - 3.99	680	2.35		1.79 - 4.99	654	2.32	10	2.00 - 3.33	81	2.50	
Strawberries		2 lb package	2.50 - 6.99	777	4.76		2.99 - 5.99	925	4.92		5.99	142	5.99	
Tangelos		per lb									2.49	22	2.49	

Wtd Avg - Simple weighted average



Commodity	Variety	Unit	SOUTH CENTRAL U.S.				SOUTHWEST U.S.				NORTHWEST U.S.			
			Price Range	Number of Ads	Wtd Avg Price	% Marked Local	Price Range	Number of Ads	Wtd Avg Price	% Marked Local	Price Range	Number of Ads	Wtd Avg Price	% Marked Local
Tangerines/Mandarins		2 lb bag	3.99	103	3.99					3.99	22	3.99		
Tangerines/Mandarins		3 lb bag	2.89 - 4.99	533	3.58		2.89 - 6.00	714	4.31	37				
Tangerines/Mandarins		5 lb package					7.99	256	7.99					
Tangerines/Mandarins		per lb	1.97	95	1.97		0.99 - 3.99	410	2.44	54				
Watermelons	Red Flesh Seedless Miniature	each	3.98	117	3.98		3.50 - 3.99	170	3.83		3.48 - 5.98	117	5.21	
Watermelons	Red Flesh Seedless Type	each	6.59	65	6.59									
Watermelons	Red Flesh Seedless Type	per lb					0.33 - 0.50	229	0.43		0.59	23	0.59	
POTATOES & ONIONS														
Onions, Dry	RED	2 lb bag	1.49	21	1.49									
Onions, Dry	RED	per lb	1.00 - 1.59	182	1.34		0.79	53	0.79		0.78 - 1.99	234	1.01	
Onions, Dry	WHITE	per lb	0.97 - 1.49	142	1.32		0.50	42	0.50		0.99	131	0.99	
Onions, Dry	YELLOW	3 lb bag	1.49 - 2.99	724	2.28									
Onions, Dry	YELLOW	per lb	0.49	30	0.49		0.33 - 1.79	280	1.19		0.39	36	0.39	
Onions, Dry	YELLOW MARKED SWEET	3 lb bag	3.99	307	3.99									
Onions, Dry	YELLOW MARKED SWEET	per lb	0.97 - 1.49	538	1.08		1.79 - 1.97	291	1.87		1.28 - 1.49	44	1.39	
Potatoes	FINGERLING	3 lb bag	4.99 - 6.00	138	5.16									
Potatoes	MIXED COLORS	24 oz bag	3.99	64	3.99		3.99	307	3.99					
Potatoes	ROUND RED	24 oz bag	2.98 - 3.99	249	3.24		3.99	307	3.99					
Potatoes	ROUND RED	3 lb bag	2.97 - 4.99	372	4.73		6.00	103	6.00		6.00	123	6.00	
Potatoes	ROUND RED	5 lb bag	2.99	190	2.99		2.99 - 3.99	89	3.73		2.50 - 4.98	104	4.43	
Potatoes	ROUND RED	per lb					0.69 - 1.28	161	1.04		1.89	22	1.89	
Potatoes	ROUND WHITE	10 lb bag	3.99	21	3.99									
Potatoes	ROUND WHITE	per lb					0.99	42	0.99					
Potatoes	RUSSET	10 lb bag	2.99	34	2.99		0.99 - 2.99	97	1.86					
Potatoes	RUSSET	5 lb bag	1.39 - 2.97	653	2.49		1.97 - 3.49	291	2.85					
Potatoes	RUSSET	per lb	0.48 - 0.49	118	0.49		0.44 - 1.79	455	1.18		0.50 - 0.98	59	0.79	
Potatoes	YELLOW TYPE	24 oz bag	2.98 - 3.99	249	3.24		3.99	307	3.99					
Potatoes	YELLOW TYPE	3 lb bag	4.99	325	4.99		6.00	103	6.00		6.00	123	6.00	
Potatoes	YELLOW TYPE	5 lb bag	2.99 - 3.99	297	3.35		2.99 - 3.99	89	3.73		2.50 - 4.98	104	4.43	
Potatoes	YELLOW TYPE	per lb					0.69 - 1.28	119	1.05					
VEGETABLES														
Artichokes		each					2.00 - 2.50	315	2.37	20				
Asparagus	GREEN	per lb									2.48 - 3.98	102	3.67	
Beans	ROUND GREEN TYPE	12 oz bag	3.00	60	3.00									
Broccoli		per bunch	1.98 - 2.50	240	2.23									
Broccoli	CROWN CUT	per lb	1.88	23	1.88		1.97 - 3.49	268	2.80		1.79 - 1.88	167	1.81	
Brussels Sprouts		1 lb bag	3.00	70	3.00									
Brussels Sprouts		per lb	2.99	42	2.99						2.99	22	2.99	

Wtd Avg - Simple weighted average



Weekly Grocery Store Specialty Crops Feature Activity
Friday, April 24, 2026 - Page 22

Commodity	Variety	Unit	SOUTH CENTRAL U.S.				SOUTHWEST U.S.				NORTHWEST U.S.			
			Price Range	Number of Ads	Wtd Avg Price	% Marked Local	Price Range	Number of Ads	Wtd Avg Price	% Marked Local	Price Range	Number of Ads	Wtd Avg Price	% Marked Local
Cabbage	RED TYPE	per lb	1.00	60	1.00									
Cabbage	ROUND GREEN TYPE	per lb	0.50 - 0.99	233	0.71		0.49 - 1.69	606	0.89					
Cactus Leaf (Nopales)		1-1.5 lb bags	2.49	65	2.49									
Cactus Leaf (Nopales)		per lb	0.89	30	0.89									
Carrots		2 lb bag	1.99	42	1.99									
Carrots		per bunch	2.00	60	2.00									
Carrots	BABY PEELED	1 lb bag	0.99 - 1.99	130	1.81		1.99	354	1.99					
Cauliflower		each	2.50 - 3.49	279	2.96		2.00 - 2.50	146	2.23	45				
Cauliflower		per lb									1.79	131	1.79	
Celery		each	1.39 - 1.50	198	1.48									
Celery		per lb									0.99 - 1.49	228	1.33	
Chayote		per lb	1.29	30	1.29									
Cilantro		per bunch	0.33 - 0.79	445	0.53		0.33 - 0.67	598	0.48					
Collards		per bunch	0.97	47	0.97									
Corn-Sweet		each	0.66 - 0.75	121	0.70		0.49 - 0.67	340	0.60	58				
Corn-Sweet		trays 4-5 ears film wrapped	3.50 - 4.50	613	3.82		3.50	103	3.50		3.99	184	3.99	
Cucumbers		each	0.33 - 0.79	240	0.67		0.49	61	0.49		1.48	81	1.48	
Cucumbers	LONG SEEDLESS - Greenhouse	each	0.99 - 1.25	236	1.21		0.85 - 0.99	168	0.91		1.50	36	1.50	
Cucumbers	PERSIAN - Greenhouse	16 oz bag	1.47 - 3.49	452	1.71		3.49	223	3.49					
Cucumbers	PERSIAN - Greenhouse	5-6 ct trays filmwrapped	1.99 - 3.00	94	2.63									
Cucumbers	PERSIAN - Greenhouse	per lb					0.79	53	0.79					
Curly Parsley		per bunch	1.00	60	1.00									
Garlic		per sleeve	1.89 - 1.99	168	1.95		1.49 - 2.00	103	1.70					
Jicama		per lb	0.79 - 0.89	95	0.82		0.69 - 0.99	221	0.84					
Kale		per bunch					0.99	42	0.99					
Lettuce	Green Leaf	each	1.29	30	1.29						1.29 - 1.50	140	1.45	
Lettuce	Iceberg	each	1.48 - 2.00	324	1.81		0.69 - 1.99	368	1.49		2.99	22	2.99	
Lettuce	Red Leaf	each									1.29 - 1.50	140	1.45	
Lettuce	Romaine	each	1.29	30	1.29									
Lettuce	Romaine (Hearts)	3 count					2.00	53	2.00	100				
Mixed Mini Sweet Peppers		1 lb package	2.99 - 3.49	207	3.22									
Mixed Mini Sweet Peppers		8 oz package	2.50	23	2.50									
Mushrooms	CREMINI	8 oz package	2.00	223	2.00						2.00	81	2.00	
Mushrooms	PORTOBELLA	6 oz package	2.98 - 3.99	133	3.76									
Mushrooms	WHITE	8 oz package	2.49	95	2.49									
Onions, Green		per bunch	0.50 - 0.79	190	0.68		0.33 - 0.67	281	0.49					
Onions, Green	BULB TYPE	per bunch	0.77	47	0.77									
Peppers (Bell Type)	ASSORTED COLORS	3 count filmbag	2.19 - 3.99	310	2.40		1.99	95	1.99					
Peppers (Bell Type)	GREEN	each	0.89	68	0.89		0.69 - 1.50	265	1.19					

Wtd Avg - Simple weighted average



Weekly Grocery Store Specialty Crops Feature Activity
Friday, April 24, 2026 - Page 23

Commodity	Variety	Unit	SOUTH CENTRAL U.S.				SOUTHWEST U.S.				NORTHWEST U.S.			
			Price Range	Number of Ads	Wtd Avg Price	% Marked Local	Price Range	Number of Ads	Wtd Avg Price	% Marked Local	Price Range	Number of Ads	Wtd Avg Price	% Marked Local
Peppers (Bell Type)	ORANGE	each	0.89 - 1.69	749	1.19		0.69 - 1.99	314	1.17		1.25	61	1.25	
Peppers (Bell Type)	RED	each	0.89 - 1.69	749	1.19		0.99 - 1.99	414	1.34		1.25	61	1.25	
Peppers (Bell Type)	YELLOW	each	0.89 - 1.69	749	1.19		0.69 - 1.99	314	1.17		1.25 - 1.79	97	1.45	
Plain Parsley		per bunch	1.00	60	1.00									
Radishes		6-oz film bags	1.00	60	1.00									
Radishes		per bunch					0.33 - 0.44	161	0.36					
Salad (Mixed Types)		10-12 oz package	0.77 - 3.00	460	2.67						1.99	131	1.99	
Salad (Mixed Types)		5-9 oz package	2.00 - 2.89	124	2.46						1.25 - 1.99	167	1.83	
Salad (Mixed Types)	Spring Mix	10-12 oz package	2.50	103	2.50									
Salad (Mixed Types)	Spring Mix	5-9 oz package	2.50	103	2.50									
Spinach	FLAT TYPE	8-10 oz package	1.99	125	1.99									
Squash	GREY	per lb	0.89 - 1.29	190	1.09		0.89 - 0.99	162	0.92					
Squash	Yellow Crookneck/Straightneck	per lb	0.99 - 1.49	281	1.21		1.29 - 1.97	195	1.72					
Squash	Zucchini	per lb	0.99 - 1.49	281	1.21		0.59 - 1.97	349	1.32					
Sweet Potatoes		per lb	0.99	126	0.99		0.89	61	0.89					
Tomatillos		per lb	0.99	65	0.99									
Tomatoes		per lb									3.79	22	3.79	
Tomatoes	Cherry Type	10 oz package	2.99	52	2.99		3.49	103	3.49		2.99	131	2.99	
Tomatoes	Cherry Type	12 oz package									3.50	23	3.50	
Tomatoes	Cherry Type	16 oz					3.49	120	3.49					
Tomatoes	GRAPE TYPE	1 pint package	2.00 - 2.99	102	2.41									
Tomatoes	GRAPE TYPE	10 oz package	2.50 - 2.99	269	2.76		3.49 - 4.00	186	3.67					
Tomatoes	Plum Type (Roma)	per lb									1.99	305	1.99	
Tomatoes	VINE RIPES - Greenhouse	per lb	1.77	47	1.77		2.99	354	2.99					
Tomatoes	Vine Ripes - Heirloom Varieties - Greenhouse	per lb	2.89	27	2.89		5.99	27	5.99					
Tomatoes	VINE RIPES - ON THE VINE - Greenhouse	per lb	1.87 - 1.99	82	1.90		1.29 - 3.49	199	2.90		2.19	184	2.19	
Turnip Tops		per bunch	0.97	47	0.97									
OTHER SPECIALTY CROP ITEMS														
Hemp (Seed) Oil		12 oz	8.49	92	8.49		8.49	23	8.49					
Hemp Protein		16 oz	11.99	92	11.99		11.99	23	11.99					
Hemp Seeds Shelled		16 oz	10.39	92	10.39		10.39	23	10.39					
Hemp Seeds Shelled		8 oz	5.79 - 6.99	125	6.11		5.79	23	5.79					
Honey		12 oz	3.99	107	3.99		9.99	20	9.99					
Honey		16 oz	8.79	107	8.79		6.99	20	6.99					
SEASONAL ITEMS														
Ornamentals	Tulips	6 inch pot	8.00	293	8.00		8.00	365	8.00		8.00 - 9.99	377	9.61	

Wtd Avg - Simple weighted average



Commodity	Variety	Unit	SOUTH CENTRAL U.S.				SOUTHWEST U.S.				NORTHWEST U.S.			
			Price Range	Number of Ads	Wtd Avg Price	% Marked Local	Price Range	Number of Ads	Wtd Avg Price	% Marked Local	Price Range	Number of Ads	Wtd Avg Price	% Marked Local
Ornamentals	Tulips	bunched 10s								5.99	131	5.99		
Ornamentals	Tulips	bunched 5s								5.00	23	5.00		

Wtd Avg - Simple weighted average



Commodity	Variety	Unit	ALASKA U.S.				HAWAII U.S.			
			Price Range	Number of Ads	Wtd Avg Price	% Marked Local	Price Range	Number of Ads	Wtd Avg Price	% Marked Local
FRUIT										
Apples	Ambrosia	per lb					1.89	7	1.89	
Apples	COSMIC CRISP	per lb	1.39 - 2.49	14	2.30					
Apples	Envy	3 lb bag	4.99	11	4.99					
Apples	Gala/Royal Gala	3 lb bag					6.49	7	6.49	
Apples	Gala/Royal Gala	per lb					2.49	7	2.49	
Apples	Granny Smith	per lb	1.69	2	1.69					
Apples	Honeycrisp	3 lb bag					6.99	3	6.99	
Apples	Honeycrisp	per lb	2.49	11	2.49		4.34	4	4.34	
Apples, Processed	Juice	128 oz (1 gallon)	7.49	11	7.49					
Apples, Processed	Juice	64 oz (1/2 gallon)	3.89	11	3.89					
Avocados	Hass	each					1.69	3	1.69	
Avocados	Hass-Marked Large	each					2.34	4	2.34	
Avocados	Hass-Marked Medium	each	1.67	11	1.67					
Avocados	Hass-Marked Small	each	1.19	1	1.19					
Bananas		per lb					1.29	3	1.29	
Blackberries		1 pint (11-12 oz cntr w/ lid)	7.99	11	7.99					
Clementines		3 lb bag	6.99	2	6.99					
Dekopon (Shiranui)		2 lb bag					6.99	23	6.99	
Dekopon (Shiranui)		per lb	4.69	1	4.69					
Grapefruit	RED	each	1.98	3	1.98		1.99	7	1.99	
Grapes	Black Seedless	per lb	2.49	11	2.49					
Grapes	Red Seedless	per lb	2.49 - 3.99	16	2.90		2.99 - 3.69	50	3.34	
Grapes	White Seedless Type	per lb	2.49 - 3.99	16	2.90		2.99 - 5.99	56	4.76	
Kiwifruit	Hayward	2-lb containers with lids	5.99	11	5.99					
Kiwifruit	Hayward	each	0.79	1	0.79					
Lemons		each	0.99	2	0.99		0.78	4	0.78	
Limes		1 pound bags					2.29	3	2.29	
Limes		each	0.99	11	0.99					
Mangoes	Round Varieties	each	1.99	1	1.99					
Mangoes	Round Varieties	per lb					6.99	33	6.99	
Mangoes	Round Varieties Marked Extra Large	each	3.50	11	3.50					
Mangoes	Yellow Varieties	each					1.95	4	1.95	
Oranges	Navel	per lb	1.79 - 3.49	59	2.89		1.69	23	1.69	
Pears	Bartlett	2 lb bag	4.99	11	4.99					
Pears	Bartlett	per lb	0.99 - 1.69	3	1.46					
Pears	D'Anjou	per lb	1.48 - 2.99	42	2.82					
Pears	RED TYPE	per lb	1.48	3	1.48					
Pineapples		per lb					1.19	4	1.19	

Wtd Avg - Simple weighted average



Commodity	Variety	Unit	ALASKA U.S.				HAWAII U.S.			
			Price Range	Number of Ads	Wtd Avg Price	% Marked Local	Price Range	Number of Ads	Wtd Avg Price	% Marked Local
Raspberries		1 pint (11-12 oz cntr w/ lid)	7.99	11	7.99					
Raspberries		6 oz package	3.78	3	3.78					
Strawberries		1 lb package	3.79 - 4.99	10	4.87	4.99	3	4.99		
Tangerines/Mandarins		2 lb bag				4.99 - 5.39	11	5.24		
Tangerines/Mandarins		3 lb bag	6.49 - 8.49	10	8.29	6.99	3	6.99		
Watermelons	Red Flesh Seedless Miniature	each	6.99	11	6.99					
POTATOES & ONIONS										
Onions, Dry	WHITE	per lb				1.39	7	1.39		
Onions, Dry	YELLOW MARKED SWEET	per lb	1.68	3	1.68					
Potatoes	RUSSET	10 lb bag	6.49	1	6.49					
Potatoes	RUSSET	3 lb bag				1.49	2	1.49		
Potatoes	RUSSET	5 lb bag	2.99	2	2.99	4.89	3	4.89		
Potatoes	RUSSET	per lb				1.09	7	1.09		
Potatoes	YELLOW TYPE	5 lb bag	4.00	2	4.00					
VEGETABLES										
Asparagus	GREEN	per lb	4.79	2	4.79					
Bok Choy		per lb	3.47	11	3.47					
Bok Choy	BABY BOK CHOY	per lb				1.49	2	1.49		
Broccoli	CROWN CUT	per lb	2.39 - 3.29	23	3.12	3.69	23	3.69		
Cabbage	ROUND GREEN TYPE	per lb	1.18	3	1.18	1.39	4	1.39		
Carrots		2 lb bag	3.49	2	3.49					
Carrots	BABY PEELED	1 lb bag	3.29	37	3.29	2.59 - 3.49	10	2.86		
Carrots	BABY PEELED	2 lb bag				2.99	23	2.99		
Cauliflower		each	2.99	2	2.99					
Celery		per lb	1.49 - 1.89	11	1.82					
Chinese Cabbage		per lb				0.99	2	0.99		
Cilantro		per bunch	1.19	1	1.19					
Collards		per bunch	2.69	2	2.69					
Corn-Sweet		each	1.67	11	1.67					
Corn-Sweet		trays 4-5 ears film wrapped	5.99	11	5.99					
Lettuce	Green Leaf	each	2.49	2	2.49					
Lettuce	Red Leaf	each	2.49	2	2.49					
Lettuce	Romaine	each	2.49	2	2.49					
Lettuce	Romaine	per lb				3.69	23	3.69		
Lettuce	Romaine (Hearts)	3 count				4.89	3	4.89		
Mixed Mini Sweet Peppers		1 lb package	3.68 - 4.79	6	4.07					
Mushrooms	CREMINI	8 oz package	2.99	9	2.99					
Mushrooms	WHITE	8 oz package	2.99	9	2.99					
Mustard		per bunch	2.69	2	2.69					
Onions, Green		per bunch	0.99	9	0.99					

Wtd Avg - Simple weighted average



Commodity	Variety	Unit	ALASKA U.S.				HAWAII U.S.			
			Price Range	Number of Ads	Wtd Avg Price	% Marked Local	Price Range	Number of Ads	Wtd Avg Price	% Marked Local
Peppers (Bell Type)	GREEN	per lb	2.89	1	2.89					
Peppers (Bell Type)	ORANGE	each	2.00	2	2.00					
Peppers (Bell Type)	RED	each	2.00	2	2.00					
Peppers (Bell Type)	YELLOW	each	2.00	2	2.00					
Salad (Mixed Types)		10-12 oz package	1.59	1	1.59		6.49	7	6.49	
Spinach		per bunch	2.69	2	2.69		2.50 - 3.00	27	2.93	
Squash	GREY	per lb					0.79	2	0.79	
Squash	Kabocha	per lb					1.59	4	1.59	
Squash	Yellow Crookneck/Straightneck	per lb	1.88	3	1.88					
Squash	Zucchini	per lb	1.49 - 1.88	5	1.72		0.79 - 2.49	32	2.02	
Tomatoes		per lb					3.19	3	3.19	
Tomatoes	GRAPE TYPE	1 pint package	2.79	2	2.79					
Tomatoes	Plum Type (Roma)	per lb	2.49	11	2.49					
Tomatoes	VINE RIPES - ON THE VINE - Greenhouse	per lb	2.69 - 3.19	12	3.15		4.59	23	4.59	
OTHER SPECIALTY CROP ITEMS										
Hemp Seeds Shelled		8 oz	8.19	11	8.19					
Honey		12 oz	10.49	11	10.49					
SEASONAL ITEMS										
Ornamentals	Tulips	6 inch pot	10.99	11	10.99					

Wtd Avg - Simple weighted average



NATIONAL ORGANIC SUMMARY

(not including AK & HI)

Fruit								
Commodity	Variety	Unit	THIS WEEK		LAST WEEK		LAST YEAR	
			Number of Ads	Wtd Avg Price	Number of Ads	Wtd Avg Price	Number of Ads	Wtd Avg Price
Apples	COSMIC CRISP	per lb	722	2.90	72	2.49	1,005	2.19
Apples	Envy	per lb	81	2.48			132	2.25
Apples	Fuji	2 lb bag	1,290	4.99	1,023	4.07	588	4.98
Apples	Fuji	3 lb bag	34	6.99				
Apples	Fuji	per lb	313	2.76	51	2.40	509	2.02
Apples	Gala/Royal Gala	2 lb bag	320	4.26	369	3.91	824	4.69
Apples	Gala/Royal Gala	3 lb bag	34	6.99	322	4.99		
Apples	Granny Smith	2 lb bag	95	4.99	693	4.52	782	4.74
Apples	Honeycrisp	per lb	187	1.38	1,127	3.31	197	3.03
Apples	Pink Lady/Cripps Pink	2 lb bag	1,195	4.99	366	4.99	190	4.99
Apples	Pink Lady/Cripps Pink	3 lb bag	34	6.99				
Apples	Pink Lady/Cripps Pink	per lb	252	2.99			80	1.62
Avocados	Hass	each	383	1.28	184	1.48	290	1.88
Avocados	Hass-Marked Large	each	35	2.00	74	1.49	61	3.50
Bananas		per lb	659	0.80	491	0.88	535	0.84
Blackberries		5.6-6 oz package	339	4.93	161	4.35	167	3.89
Blueberries		18 oz package	429	8.05	154	6.99		
Blueberries		6 oz package	221	5.65	35	4.99	81	4.98
Grapefruit	RED	per lb	481	2.21			372	2.14
Lemons		1 lb bag	27	3.99	72	4.49	19	2.49
Lemons		2 lb bag	347	4.98			376	3.98
Lemons		each	44	0.99			65	0.76
Limes		1 pound bags	61	4.49	481	4.43		
Limes		2 pound bags	347	4.98				
Mangoes	Round Varieties	each	722	1.51	347	1.67	137	3.00
Oranges	Navel	3 lb bag	394	5.92	75	5.99	444	4.99
Oranges	Navel	each	123	1.00				
Raspberries		6 oz package	378	4.89	161	4.35	469	4.10
Strawberries		1 lb package	2,317	4.98	1,910	4.64	3,069	3.62
Strawberries		2 lb package	799	6.31	366	5.81	61	7.99
Tangerines/Mandarins		2 lb bag	366	5.99	3,786	4.27	1,975	4.76
Tangerines/Mandarins		per lb	193	2.99				
Potatoes & Onions								
Commodity	Variety	Unit	THIS WEEK		LAST WEEK		LAST YEAR	
			Number of Ads	Wtd Avg Price	Number of Ads	Wtd Avg Price	Number of Ads	Wtd Avg Price
Onions, Dry	RED	per lb	201	1.49	459	2.02		

Wtd Avg - Simple weighted average



Commodity	Variety	Unit	THIS WEEK		LAST WEEK		LAST YEAR	
			Number of Ads	Wtd Avg Price	Number of Ads	Wtd Avg Price	Number of Ads	Wtd Avg Price
Onions, Dry	YELLOW MARKED SWEET	2 lb bag	252	3.99			190	3.99
Onions, Dry	YELLOW MARKED SWEET	3 lb bag	272	5.49				
Potatoes	MIXED COLORS	24 oz bag	185	2.99	190	4.99		
Potatoes	ROUND RED	3 lb bag	129	5.17	491	4.25	452	3.99
Potatoes	RUSSET	3 lb bag	129	5.17	325	4.05	477	4.39
Potatoes	RUSSET	5 lb bag	210	4.32				
Potatoes	RUSSET	per lb	201	1.49	154	1.49	154	1.49
Potatoes	YELLOW TYPE	24 oz bag	185	2.99	190	4.99		
Potatoes	YELLOW TYPE	3 lb bag	95	4.99	491	4.25	477	4.39

Vegetables

Commodity	Variety	Unit	THIS WEEK		LAST WEEK		LAST YEAR	
			Number of Ads	Wtd Avg Price	Number of Ads	Wtd Avg Price	Number of Ads	Wtd Avg Price
Beans	ROUND GREEN TYPE	12 oz bag	188	4.10	78	3.99	78	3.99
Beets		per bunch	477	2.99	253	2.75	123	2.85
Broccoli		per bunch	916	2.95	415	3.20	391	3.51
Broccoli		per lb	383	2.04	187	3.13	456	2.77
Broccoli	CROWN CUT	per lb	73	4.53	107	2.86	53	1.59
Brussels Sprouts		1 lb bag	23	3.99				
Carrots		per bunch	392	2.49	131	2.99	130	2.34
Carrots		per lb	201	1.29	154	1.29	154	1.29
Carrots	BABY PEELED	1 lb bag	389	1.98	89	1.77	3,006	1.63
Carrots	Baby Peeled Type Mixed Color	12 oz bag	81	2.78	93	2.43		
Cauliflower		each	22	2.99	217	4.15	15	4.59
Cauliflower		per lb	392	1.99	26	2.49	294	2.45
Celery		each	207	2.23	131	2.50	126	2.15
Celery	HEARTS	per package	228	3.13			45	3.00
Cilantro		per bunch	392	1.49	81	1.28	15	1.76
Collards		per lb	53	0.99				
Cucumbers	LONG SEEDLESS - Greenhouse	each	386	2.40	481	2.77	329	2.18
Cucumbers	PERSIAN - Greenhouse	16 oz bag	672	4.09				
Cucumbers	PERSIAN - Greenhouse	5-6 ct trays filmwrapped	65	4.99	210	3.94		
Kale		per bunch	293	3.05	230	2.29	335	2.48
Lettuce	Boston	4 oz containers with lid	66	3.50				
Lettuce	Boston	each	228	2.99				
Lettuce	Green Leaf	each	453	2.42			19	2.50
Lettuce	Iceberg	each	187	1.98	351	3.16	197	3.49
Lettuce	Red Leaf	each	453	2.42			19	2.50
Lettuce	Romaine	each	193	2.49			19	2.50
Lettuce	Romaine (Hearts)	3 count	525	3.67	316	3.76	274	3.82
Mixed Mini Sweet Peppers		1 lb package	60	3.99			127	3.12
Mixed Mini Sweet Peppers		8 oz package	27	3.29	27	2.99		

Wtd Avg - Simple weighted average



Weekly Grocery Store Specialty Crops Feature Activity
Friday, April 24, 2026 - Page 30

Commodity	Variety	Unit	THIS WEEK		LAST WEEK		LAST YEAR	
			Number of Ads	Wtd Avg Price	Number of Ads	Wtd Avg Price	Number of Ads	Wtd Avg Price
Mushrooms	CREMINI	8 oz package	57	3.99	755	3.28	156	3.06
Mushrooms	WHITE	8 oz package	563	3.02	499	3.29	479	2.99
Mustard		per bunch	193	2.49				
Onions, Green		per bunch	579	1.42				
Peppers (Bell Type)	ORANGE	each	274	2.99	305	3.00	23	2.50
Peppers (Bell Type)	RED	each	274	2.99	305	3.00	23	2.50
Peppers (Bell Type)	YELLOW	each	274	2.99	305	3.00	23	2.50
Radishes		per bunch	193	1.49			8	1.99
Salad (Mixed Types)		10-12 oz package	264	5.93	1,020	5.15	477	5.46
Salad (Mixed Types)		5-9 oz package	1,604	3.39	708	3.50	1,427	3.30
Salad (Mixed Types)	Spring Mix	10-12 oz package	52	5.99	25	4.97		
Salad (Mixed Types)	Spring Mix	5-9 oz package	247	3.88	213	3.85		
Spinach	FLAT TYPE	5-7 oz package	223	3.26	90	3.50	64	3.00
Spinach	FLAT TYPE	8-10 oz package	66	4.99	224	4.99		
Squash	Butternut	per lb	38	1.49				
Squash	Yellow Crookneck/Straightneck	per lb	187	1.98	162	2.99	8	2.69
Squash	Zucchini	per lb	2,168	2.69	162	2.99	2,006	2.35
Tomatoes		per lb	201	2.49	154	2.49	154	2.99
Tomatoes	GRAPE TYPE	1 pint package	183	2.99	248	2.87	845	3.29
Tomatoes	GRAPE TYPE	10 oz package	2,224	3.46	329	4.16	31	2.50
Tomatoes	GRAPE TYPE	16 oz	26	2.98	95	5.99		
Tomatoes	Plum Type (Roma)	per lb	252	3.49	66	3.49	67	1.96
Tomatoes	Vine Ripes - Heirloom Varieties - Greenhouse	per lb	26	4.99			380	5.51

Other Specialty Crop Items

Commodity	Variety	Unit	THIS WEEK		LAST WEEK		LAST YEAR	
			Number of Ads	Wtd Avg Price	Number of Ads	Wtd Avg Price	Number of Ads	Wtd Avg Price
Hemp (Seed) Oil		16 oz	201	16.76	297	15.35		
Hemp Protein		12 oz	4	10.99	65	10.99	245	15.49
Hemp Protein		16 oz	402	16.34	308	15.85		
Hemp Protein		32 oz	201	26.49	154	26.49		
Hemp Seeds Shelled		12 oz	411	11.43	480	12.98	154	11.49
Hemp Seeds Shelled		7 oz	435	7.28	385	9.13	154	7.79
Hemp Seeds Shelled		8 oz	111	9.99	172	9.99	304	13.49
Honey		12 oz	205	8.18	135	8.92		
Honey		16 oz	151	10.05	107	10.49		

Wtd Avg - Simple weighted average



REGIONAL ORGANIC DETAILS

Commodity	Variety	Unit	NORTHEAST U.S.				SOUTHEAST U.S.				MIDWEST U.S.			
			Price Range	Number of Ads	Wtd Avg Price	% Marked Local	Price Range	Number of Ads	Wtd Avg Price	% Marked Local	Price Range	Number of Ads	Wtd Avg Price	% Marked Local
FRUIT														
Apples	COSMIC CRISP	per lb	3.10	122	3.10		3.10	86	3.10		2.49 - 3.10	266	2.64	
Apples	Fuji	2 lb bag					4.99	1195	4.99					
Apples	Fuji	3 lb bag					6.99	34	6.99					
Apples	Fuji	per lb	2.99	24	2.99		2.99	228	2.99					
Apples	Gala/Royal Gala	2 lb bag	3.99	183	3.99									
Apples	Gala/Royal Gala	3 lb bag					6.99	34	6.99					
Apples	Honeycrisp	per lb					1.38	187	1.38					
Apples	Pink Lady/Cripps Pink	2 lb bag					4.99	1195	4.99					
Apples	Pink Lady/Cripps Pink	3 lb bag					6.99	34	6.99					
Apples	Pink Lady/Cripps Pink	per lb	2.99	24	2.99		2.99	228	2.99					
Avocados	Hass	each	1.25 - 1.69	360	1.30									
Avocados	Hass-Marked Large	each	2.00	35	2.00									
Bananas		per lb	0.79	185	0.79					0.74 - 0.89	233	0.80		
Blackberries		5.6-6 oz package	4.79	72	4.79					3.99	60	3.99		
Blueberries		18 oz package					6.99 - 8.99	301	8.50	6.99	13	6.99		
Blueberries		6 oz package	4.99	75	4.99									
Grapefruit	RED	per lb	2.21	122	2.21		2.21	86	2.21	2.21	67	2.21		
Lemons		1 lb bag	3.99	27	3.99									
Lemons		2 lb bag					4.98	52	4.98					
Limes		2 pound bags					4.98	52	4.98					
Mangoes	Round Varieties	each	1.25	322	1.25		1.66	52	1.66					
Oranges	Navel	3 lb bag					5.99	366	5.99	4.99	28	4.99		
Oranges	Navel	each								1.00	39	1.00		
Raspberries		6 oz package	4.79	72	4.79					3.99 - 4.49	99	4.19		
Strawberries		1 lb package	3.99 - 5.99	1028	4.99		5.32	86	5.32	3.99 - 5.32	268	4.63		
Strawberries		2 lb package								6.99 - 7.99	238	7.15		
Tangerines/Mandarins		2 lb bag					5.99	366	5.99					
POTATOES & ONIONS														
Onions, Dry	RED	per lb					1.49	73	1.49	1.49	13	1.49		
Onions, Dry	YELLOW MARKED SWEET	2 lb bag	3.99	24	3.99		3.99	228	3.99					
Onions, Dry	YELLOW MARKED SWEET	3 lb bag	5.49	272	5.49									
Potatoes	MIXED COLORS	24 oz bag	2.99	185	2.99									
Potatoes	ROUND RED	3 lb bag					5.69	34	5.69					
Potatoes	RUSSET	3 lb bag					5.69	34	5.69					

Wtd Avg - Simple weighted average



Commodity	Variety	Unit	NORTHEAST U.S.				SOUTHEAST U.S.				MIDWEST U.S.			
			Price Range	Number of Ads	Wtd Avg Price	% Marked Local	Price Range	Number of Ads	Wtd Avg Price	% Marked Local	Price Range	Number of Ads	Wtd Avg Price	% Marked Local
Potatoes	RUSSET	5 lb bag					4.48	187	4.48					
Potatoes	RUSSET	per lb					1.49	73	1.49	1.49	13	1.49		
Potatoes	YELLOW TYPE	24 oz bag	2.99	185	2.99									
VEGETABLES														
Beans	ROUND GREEN TYPE	12 oz bag	3.99 - 4.99	151	4.12		3.99	37	3.99					
Beets		per bunch	5.99	65	5.99									
Broccoli		per bunch	3.49 - 4.99	213	3.68		2.48 - 3.50	280	3.31	3.50	23	3.50		
Broccoli	CROWN CUT	per lb	5.49	38	5.49					3.49	35	3.49		
Carrots		per lb					1.29	73	1.29	1.29	13	1.29		
Carrots	BABY PEELED	1 lb bag	1.79 - 3.50	279	2.00									
Cauliflower		each								2.99	22	2.99		
Celery		each	2.50	131	2.50									
Celery	HEARTS	per package	2.99	162	2.99									
Cucumbers	LONG SEEDLESS - Greenhouse	each	2.00 - 2.99	158	2.25		2.50	228	2.50					
Cucumbers	PERSIAN - Greenhouse	16 oz bag	3.99	183	3.99		2.98 - 4.43	112	4.09	3.99 - 4.43	127	4.22		
Cucumbers	PERSIAN - Greenhouse	5-6 ct trays filmwrapped	4.99	65	4.99									
Kale		per bunch	2.50 - 4.99	100	4.12									
Lettuce	Boston	each					2.99	228	2.99					
Lettuce	Iceberg	each					1.98	187	1.98					
Lettuce	Romaine (Hearts)	3 count	3.49 - 3.99	505	3.67									
Mixed Mini Sweet Peppers		1 lb package								3.99	60	3.99		
Mushrooms	CREMINI	8 oz package	3.99	57	3.99									
Mushrooms	WHITE	8 oz package	2.99 - 3.50	90	3.24		3.50	228	3.50	2.50	245	2.50		
Onions, Green		per bunch					1.28	187	1.28					
Peppers (Bell Type)	ORANGE	each	2.99	237	2.99		2.99	37	2.99					
Peppers (Bell Type)	RED	each	2.99	237	2.99		2.99	37	2.99					
Peppers (Bell Type)	YELLOW	each	2.99	237	2.99		2.99	37	2.99					
Salad (Mixed Types)		10-12 oz package	5.49 - 5.99	163	5.89		5.99	74	5.99					
Salad (Mixed Types)		5-9 oz package	2.99 - 4.29	876	3.58		4.99	34	4.99	2.99 - 3.50	122	3.34		
Salad (Mixed Types)	Spring Mix	5-9 oz package					3.99	73	3.99	3.99	13	3.99		
Spinach	FLAT TYPE	5-7 oz package	2.75 - 4.99	106	3.17					3.50	60	3.50		
Squash	Butternut	per lb	1.49	38	1.49									
Squash	Yellow Crookneck/Straightneck	per lb					1.98	187	1.98					
Squash	Zucchini	per lb	2.39	442	2.39		1.98 - 2.39	717	2.28	3.39	735	3.39		
Tomatoes		per lb					2.49	73	2.49	2.49	13	2.49		
Tomatoes	GRAPE TYPE	1 pint package	2.99	183	2.99									
Tomatoes	GRAPE TYPE	10 oz package	2.99 - 3.49	625	3.34		3.49	530	3.49	3.49 - 3.99	795	3.53		
Tomatoes	GRAPE TYPE	16 oz					2.98	26	2.98					

Wtd Avg - Simple weighted average



Commodity	Variety	Unit	NORTHEAST U.S.				SOUTHEAST U.S.				MIDWEST U.S.			
			Price Range	Number of Ads	Wtd Avg Price	% Marked Local	Price Range	Number of Ads	Wtd Avg Price	% Marked Local	Price Range	Number of Ads	Wtd Avg Price	% Marked Local
Tomatoes	Plum Type (Roma)	per lb	3.49	24	3.49		3.49	228	3.49					
OTHER SPECIALTY CROP ITEMS														
Hemp (Seed) Oil		16 oz					16.76	73	16.76		16.76	13	16.76	
Hemp Protein		16 oz					14.69 - 17.99	146	16.34		14.69 - 17.99	26	16.34	
Hemp Protein		32 oz					26.49	73	26.49		26.49	13	26.49	
Hemp Seeds Shelled		12 oz	10.99	9	10.99		10.79 - 12.09	146	11.44		10.79 - 12.09	26	11.44	
Hemp Seeds Shelled		7 oz					6.99 - 7.29	146	7.14		6.99 - 7.29	26	7.14	
Honey		12 oz	4.99	24	4.99		6.59	74	6.59					
Honey		16 oz									8.99	44	8.99	

Wtd Avg - Simple weighted average



Commodity	Variety	Unit	SOUTH CENTRAL U.S.				SOUTHWEST U.S.				NORTHWEST U.S.			
			Price Range	Number of Ads	Wtd Avg Price	% Marked Local	Price Range	Number of Ads	Wtd Avg Price	% Marked Local	Price Range	Number of Ads	Wtd Avg Price	% Marked Local
FRUIT														
Apples	COSMIC CRISP	per lb	2.49 - 3.10	117	2.88		3.10	109	3.10		3.10	22	3.10	
Apples	Envy	per lb									2.48	81	2.48	100
Apples	Fuji	2 lb bag	4.99	95	4.99									
Apples	Fuji	per lb									1.79	61	1.79	
Apples	Gala/Royal Gala	2 lb bag	4.99	95	4.99		3.79	42	3.79					
Apples	Granny Smith	2 lb bag	4.99	95	4.99									
Avocados	Hass	each	0.99	23	0.99									
Bananas		per lb	0.79	95	0.79		0.79 - 0.87	146	0.83					
Blackberries		5.6-6 oz package					5.99	146	5.99		3.50	61	3.50	
Blueberries		18 oz package	6.99	92	6.99		6.99	23	6.99					
Blueberries		6 oz package					5.99	146	5.99					
Grapefruit	RED	per lb	2.21	75	2.21		2.21	109	2.21		2.21	22	2.21	
Lemons		2 lb bag	4.98	107	4.98		4.98	184	4.98		4.98	4	4.98	
Lemons		each	0.99	23	0.99						0.98	21	0.98	
Limes		1 pound bags									4.49	61	4.49	
Limes		2 pound bags	4.98	107	4.98		4.98	184	4.98		4.98	4	4.98	
Mangoes	Round Varieties	each	1.67	107	1.67		1.67 - 2.00	237	1.74		1.67	4	1.67	
Oranges	Navel	each	0.99 - 1.00	84	1.00									
Raspberries		6 oz package					5.99	146	5.99		3.50	61	3.50	
Strawberries		1 lb package	4.99 - 5.32	486	5.04		3.50 - 5.99	427	5.05		4.32	22	4.32	
Strawberries		2 lb package	5.99 - 7.99	251	6.64		4.99	187	4.99		5.99	123	5.99	
Tangerines/Man darins		per lb					2.99	193	2.99	100				
POTATOES & ONIONS														
Onions, Dry	RED	per lb	1.49	92	1.49		1.49	23	1.49					
Potatoes	ROUND RED	3 lb bag	4.99	95	4.99									
Potatoes	RUSSET	3 lb bag	4.99	95	4.99									
Potatoes	RUSSET	5 lb bag	2.99	23	2.99									
Potatoes	RUSSET	per lb	1.49	92	1.49		1.49	23	1.49					
Potatoes	YELLOW TYPE	3 lb bag	4.99	95	4.99									
VEGETABLES														
Beets		per bunch					2.49 - 2.98	412	2.51	48				
Broccoli		per bunch	2.99	23	2.99		1.99 - 2.48	377	2.23					
Broccoli		per lb	2.48	107	2.48		1.49 - 1.99	272	1.86	73	2.48	4	2.48	
Brussels Sprouts		1 lb bag	3.99	23	3.99									
Carrots		per bunch					2.49	392	2.49	50				
Carrots		per lb	1.29	92	1.29		1.29	23	1.29					
Carrots	BABY PEELED	1 lb bag	1.99	68	1.99		1.79	42	1.79					
Carrots	Baby Peeled Type Mixed Color	12 oz bag									2.78	81	2.78	
Cauliflower		per lb					1.99	392	1.99	50				
Celery		each					1.67 - 1.99	76	1.77	69				
Celery	HEARTS	per package					3.49	66	3.49					
Cilantro		per bunch					1.49	392	1.49	100				
Collards		per lb					0.99	53	0.99	100				

Wtd Avg - Simple weighted average



Weekly Grocery Store Specialty Crops Feature Activity
Friday, April 24, 2026 - Page 35

Commodity	Variety	Unit	SOUTH CENTRAL U.S.				SOUTHWEST U.S.				NORTHWEST U.S.			
			Price Range	Number of Ads	Wtd Avg Price	% Marked Local	Price Range	Number of Ads	Wtd Avg Price	% Marked Local	Price Range	Number of Ads	Wtd Avg Price	% Marked Local
Cucumbers	PERSIAN - Greenhouse	16 oz bag	4.43	75	4.43		1.99 - 4.43	132	4.00		2.98 - 4.43	43	3.72	
Kale		per bunch					2.49	193	2.49					
Lettuce	Boston	4 oz containers with lid					3.50	66	3.50					
Lettuce	Green Leaf	each					2.49	392	2.49	50	2.00	61	2.00	
Lettuce	Red Leaf	each					2.49	392	2.49	50	2.00	61	2.00	
Lettuce	Romaine	each					2.49	193	2.49					
Lettuce	Romaine (Hearts)	3 count					3.58	20	3.58					
Mixed Mini Sweet Peppers		8 oz package	3.29	27	3.29									
Mustard		per bunch					2.49	193	2.49					
Onions, Green		per bunch					1.49	392	1.49	100				
Radishes		per bunch					1.49	193	1.49	100				
Salad (Mixed Types)		10-12 oz package	5.99	27	5.99									
Salad (Mixed Types)		5-9 oz package	2.00 - 3.99	157	3.09		3.00	392	3.00		2.99	23	2.99	
Salad (Mixed Types)	Spring Mix	10-12 oz package	5.99	52	5.99									
Salad (Mixed Types)	Spring Mix	5-9 oz package	3.99	92	3.99		3.33 - 3.99	69	3.61					
Spinach	FLAT TYPE	5-7 oz package	2.89	31	2.89		3.50	26	3.50					
Spinach	FLAT TYPE	8-10 oz package					4.99	66	4.99					
Squash	Zucchini	per lb	2.39	274	2.39									
Tomatoes		per lb	2.49	92	2.49		2.49	23	2.49					
Tomatoes	GRAPE TYPE	10 oz package	3.49	274	3.49									
Tomatoes	Vine Ripes - Heirloom Varieties - Greenhouse	per lb					4.99	26	4.99					

OTHER SPECIALTY CROP ITEMS

Hemp (Seed) Oil		16 oz	16.76	92	16.76		16.76	23	16.76					
Hemp Protein		12 oz									10.99	4	10.99	
Hemp Protein		16 oz	14.69 - 17.99	184	16.34		14.69 - 17.99	46	16.34					
Hemp Protein		32 oz	26.49	92	26.49		26.49	23	26.49					
Hemp Seeds Shelled		12 oz	10.79 - 12.09	184	11.44		10.79 - 12.09	46	11.44					
Hemp Seeds Shelled		7 oz	6.99 - 8.99	217	7.42		6.99 - 7.29	46	7.14					
Hemp Seeds Shelled		8 oz	9.99	107	9.99						9.99	4	9.99	
Honey		12 oz	9.99	107	9.99									
Honey		16 oz	10.49	107	10.49									

Wtd Avg - Simple weighted average



Commodity	Variety	Unit	ALASKA U.S.				HAWAII U.S.			
			Price Range	Number of Ads	Wtd Avg Price	% Marked Local	Price Range	Number of Ads	Wtd Avg Price	% Marked Local
FRUIT										
Apples	COSMIC CRISP	per lb					4.34	4	4.34	
Apples	Envy	2 lb bag					3.99 - 4.59	27	4.50	
Apples	Fuji	per lb	2.79	2	2.79					
Apples, Processed	Juice Marked Cider	64 oz (1/2 gallon)	4.39	11	4.39					
Avocados	Hass	each	1.68 - 2.49	5	2.00					
Grapefruit	RED	per lb					3.10	4	3.10	
Lemons		each	0.88	3	0.88					
Mangoes	Round Varieties	each	2.50	11	2.50					
Oranges	Navel	per lb	2.19	1	2.19					
Strawberries		1 lb package	5.29	2	5.29		7.45	4	7.45	
Strawberries		2 lb package	8.99	11	8.99					
POTATOES & ONIONS										
Onions, Dry	YELLOW	3 lb bag	4.49	1	4.49					
Potatoes	RUSSET	per lb	1.39	1	1.39					
VEGETABLES										
Broccoli		per bunch	1.98	3	1.98					
Cauliflower		each	1.98	3	1.98					
Cucumbers	PERSIAN - Greenhouse	16 oz bag					6.21	4	6.21	
Kale		per bunch	2.50	1	2.50					
Lettuce	Green Leaf	each	2.69	2	2.69					
Lettuce	Red Leaf	each	2.69	2	2.69					
Lettuce	Romaine	each	2.69	2	2.69					
Mushrooms	WHITE	8 oz package	2.78	3	2.78					
Salad (Mixed Types)	Spring Mix	5-9 oz package	4.49	11	4.49					
OTHER SPECIALTY CROP ITEMS										
Hemp Protein		12 oz					15.99	33	15.99	
Hemp Seeds Shelled		7 oz	9.29	11	9.29					
Honey		16 oz	10.49	11	10.49					

Wtd Avg - Simple weighted average

REGIONAL DEFINITIONS

As used in this report, regions include the following states:

NORTHEAST U.S.	Connecticut, Delaware, Massachusetts, Maryland, Maine, New Hampshire, New Jersey, New York, Pennsylvania, Rhode Island and Vermont
SOUTHEAST U.S.	Alabama, Florida, Georgia, Mississippi, North Carolina, South Carolina, Tennessee, Virginia and West Virginia
MIDWEST U.S.	Iowa, Illinois, Indiana, Kentucky, Michigan, Minnesota, North Dakota, Nebraska, Ohio, South Dakota and Wisconsin
SOUTH CENTRAL U.S.	Arkansas, Colorado, Kansas, Louisiana, Missouri, New Mexico, Oklahoma, and Texas
SOUTHWEST U.S.	Arizona, California, Nevada and Utah
NORTHWEST U.S.	Idaho, Montana, Oregon, Washington, and Wyoming
ALASKA	Alaska
HAWAII	Hawaii
NATIONAL	Continental United States

1 -- Specialty Crops Market News surveys nearly 271 retailers, comprising over 29,700 individual stores, with online weekly advertised features.

2 -- Date range reflects one week of data collection ending on the report date and encompassing ad pricing good from the Saturday before the report release date through the following Friday.