

**AUCTION SUMMARY**

<b>AMS 1281</b>		9,147		Wednesday	
<b>OKC West Livestock</b>					
El Reno, OK					
Feeder Steers	600-700 lbs	395.00-435.00	Feeder Heifers	500-600 lbs	405.00-470.00
Medium &	700-800 lbs	367.00-407.50	Medium &	600-700 lbs	365.00-410.00
Large #1	800-900 lbs	336.00-375.00	Large #1	700-800 lbs	327.00-359.00
	900-1000 lbs	318.00-342.50		800-900 lbs	312.00-335.00
	1000-1100 lbs	302.00-314.00		900-1000 lbs	296.00-310.00

<b>AMS 1852</b>		6,345		Wednesday	
<b>Bassett Livestock</b>					
Bassett, NE					
Feeder Steers	500-600 lbs	479.00-575.00	Feeder Heifers	400-500 lbs	507.50-567.50
Medium &	600-700 lbs	424.00-472.50	Medium &	500-600 lbs	455.00-482.50
Large #1	700-800 lbs	397.50-423.00	Large #1	600-700 lbs	386.00-442.50
	800-900 lbs	356.00-391.00		700-800 lbs	363.00-397.00
	900-1000 lbs	321.50-355.00		800-900 lbs	334.50-360.00

<b>AMS 2020</b>		3,834		Wednesday	
<b>Hub City Livestock</b>					
Aberdeen, SD					
Feeder Steers	500-600 lbs	487.50-532.50	Feeder Heifers	500-600 lbs	428.00-452.50
Medium &	600-700 lbs	413.00-459.00	Medium &	600-700 lbs	397.00-421.00
Large #1	700-800 lbs	383.00-412.00	Large #1	700-800 lbs	349.00-395.00
	800-900 lbs	348.00-381.00		800-900 lbs	327.00-346.00
	900-1000 lbs	330.00-361.25		900-1000 lbs	320.00

**CHICAGO MERCANTILE EXCHANGE LIVESTOCK FUTURES SETTLEMENTS** Thursday

<u>Live Cattle</u>			<u>Feeder Cattle</u>		
		<u>Change</u>			<u>Change</u>
Apr	247.075	0.225	Apr	366.625	(0.175)
Jun	243.500	0.425	May	358.875	0.450
Aug	240.150	0.975	Aug	359.350	0.475

**CHICAGO BOARD OF TRADE GRAIN FUTURES SETTLEMENTS** Thursday

<u>Corn</u>			<u>Soybeans</u>		
		<u>Change</u>			<u>Change</u>
May	4.5550	0.0125	May	11.5975	(0.0475)
Jul	4.6375	0.0100	Jul	11.7475	(0.0475)
Sep	4.6850	0.0150	Aug	11.6900	(0.0425)

<b>KANSAS CITY BOARD OF TRADE</b>		<u>Wheat</u>		<u>Change</u>	
		May	6.6675	0.2900	
		Jul	6.7925	0.2925	
		Sep	6.9075	0.2875	

**AMS 2466** Thursday

**5 AREA WKLY ACCUMULATED WTD AVG SLAUGHTER CATTLE PRICE**

	<u>Head Count</u>	<u>Avg Weight</u>	<u>Avg Price</u>
Live Steer	6,390	1,588	246.02
Live Heifer	4,267	1,412	246.00
Dressed Steer	3,683	1,029	386.00
Dressed Heifer	2,062	902	386.00

**AMS 2453** Thursday

**DAILY ESTIMATED BOXED BEEF CUTOUT VALUES**

<u>Choice</u>	<u>Select</u>	<u>Choice Cuts</u>	<u>71 loads</u>
<b>600-900#</b>	<b>600-900#</b>	<b>Select Cuts</b>	<b>5 loads</b>
383.50	382.58	<b>Trimmings</b>	<b>14 loads</b>
(0.69)	(0.75)	<b>Grinds</b>	<b>15 loads</b>

**AMS 3208** Wednesday

**ESTD DAILY CATTLE SLAUGHTER**

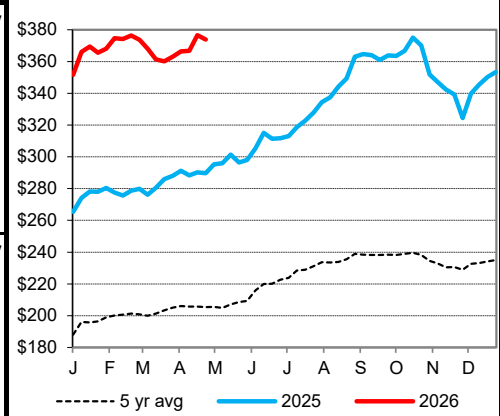
Thursday	106,000
Week Ago (est)	104,000
Year Ago (act)	117,000
Wk to date (est)	425,000
Last Week (est)	429,000
Last Year (est)	462,000
<b>Previous Day Estimated:</b>	<b>Steer and Heifer</b> 93,000
	<b>Cow and Bull</b> 18,000

**AMS 1797** Wednesday

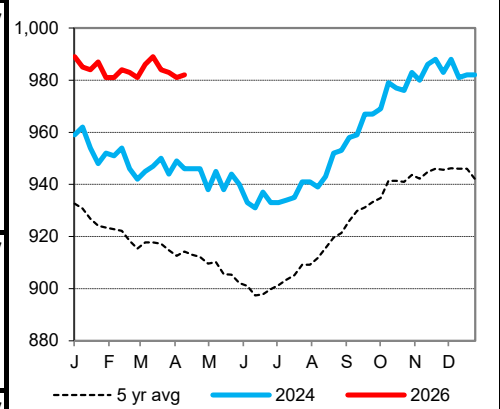
**Joplin Regional Stockyards**

Carthage, MO	
Avg Dressing	
	<u>Price</u>
	<u>Pct Lean</u>
<b>Breaking</b>	75-80 167.50-178.00
<b>Boning</b>	80-85 162.50-179.00
<b>Lean</b>	85-90 145.00-162.50

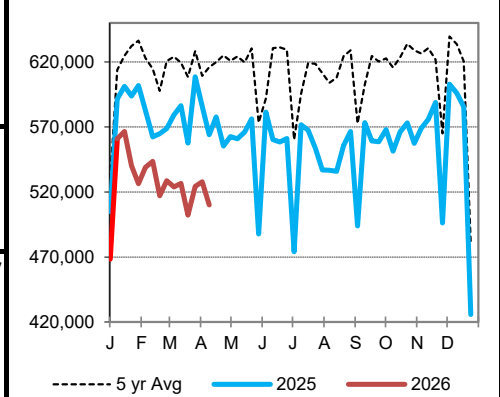
**CME Feeder Cattle Index**



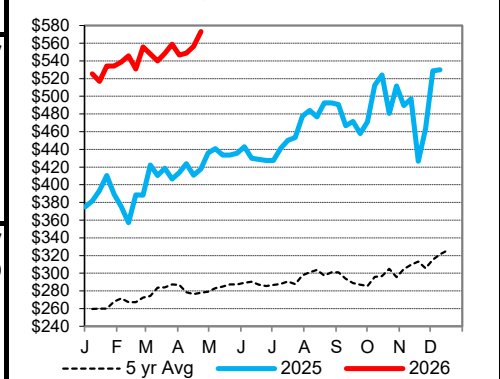
**Average Dressed Steer Weight**



**Weekly Cattle Slaughter**



**Oklahoma City 400-500 lb Steer Price**



St. Joseph, Missouri

Phone: 816-676-7000

Email: [stjoe.lpgmn@usda.gov](mailto:stjoe.lpgmn@usda.gov)

<http://www.ams.usda.gov/LSMarketNews>