

[AMS 2453/LM XB403](#)

DAILY ESTIMATED CUTOUT VALUES

	Choice 600-900#	Select 600-900#	Choice/Select Spread
Current Cutout Values:	383.50	382.58	0.92
Change from prior day:	(-0.69)	(-0.75)	
Primal Rib	521.58	511.48	
Primal Chuck	321.76	327.38	
Primal Round	323.23	328.34	
Primal Loin	514.61	500.11	
Primal Brisket	354.15	360.04	
Primal Short Plate	310.57	310.57	
Primal Flank	226.89	233.40	
			<b>Load Count:</b>
			Total 105
			Choice 71
			Select 5
			Trimming 14
			Grinds 15

Fresh 50% Trimmings 14 Loads @ 191.07

[AMS 2829/NW LS441](#)

USDA BY-PRODUCT DROP VALUE (STEER) - DAILY

13.72 Change: unch

[AMS 2466/LM CT100](#)

5 AREA WEEKLY ACCUMULATED WEIGHTED AVG CATTLE PRICE

As of 10:00 am	Head Count	Avg Weight	Avg Price
Live Steer	6,390	1,588	246.02
Live Heifer	4,267	1,412	246.00
Dressed Steer	3,683	1,029	386.00
Dressed Heifer	2,062	902	386.00

[AMS 3208/SJ LS710](#)

DAILY CATTLE SLAUGHTER

Today	106,000
Week Ago	104,000
Year Ago (act)	116,598
Week to Date	425,000
Same Period Last Week	429,000
Same Period Last Year	461,941
Previous Day	Steer and Heifer 93,000 Cow and Bull 18,000

[AMS 3209/SJ LS712](#)

BEEF PRODUCTION	4/18/2026 (Estimate)	Last Week (Estimate)	(Actual)
Slaughter	514,000	512,000	578,000
Live Weights	1472	1476	1434
Dressed Weights	902	903	878
Beef Production (millions of pounds)	462	461	506

[AMS 2825/NW LS410](#)

USDA BEEF CARCASS PRICE EQUIVALENT INDEX VALUE

	Choice 600-900#	Select 600-900#	Dressing percent:	
			Steer	Heifer
Change	\$371.06 (-0.57)	\$366.52 (-0.59)	63.63	63.55

[AMS 2455/LM XB405](#)

USDA NATIONAL CUTTER COW CARCASS CUTOUT

349.80 (-4.36) 90% Lean 447.72

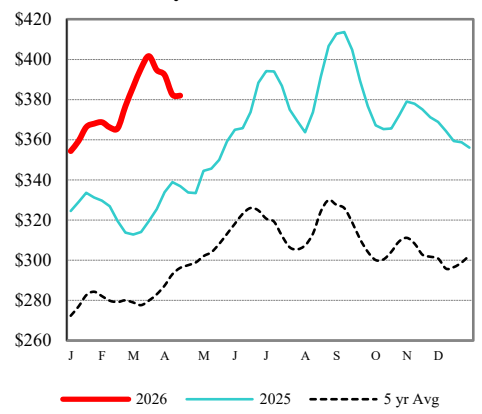
[CME LIVE CATTLE](#)

	High	Low	Change	Settle
APR	N/A			
JUN	N/A			
AUG	N/A			

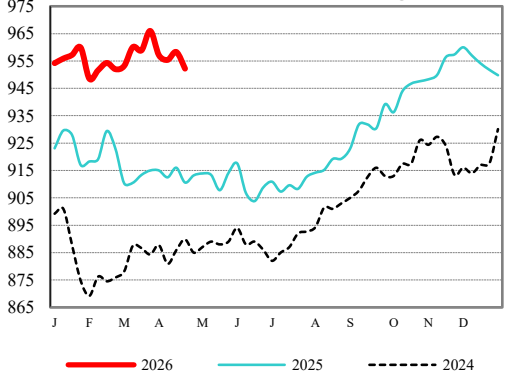
[CME FEEDER CATTLE](#)

	High	Low	Change	Settle
APR	N/A			
MAY	N/A			
AUG	N/A			

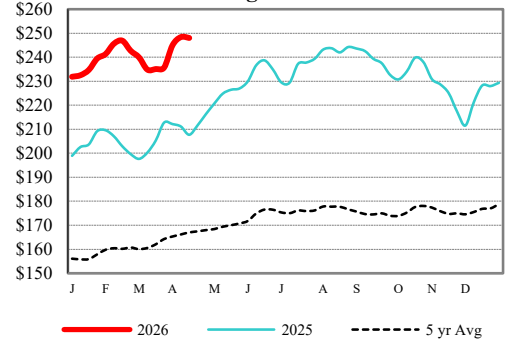
Weekly Choice Cutout



LMR Steer/Heifer Dressed Weights



5 Area Weekly Wtd Avg Steer Price



Weekly Ch/Se Spread

