

AUCTION SUMMARY

| | | | | | |
|-------------------------|---------------|---------------|----------------|--------------|---------------|
| <u>AMS 3794</u> | | 6,998 | | Tuesday | |
| Beaver Livestock | | | | | |
| Beaver, OK | | | | | |
| Feeder Steers | 600-700 lbs | 423.00-462.00 | Feeder Heifers | 500-600 lbs | 439.00-452.50 |
| Medium & | 700-800 lbs | 370.00-410.00 | Medium & | 600-700 lbs | 375.00-399.00 |
| Large #1 | 800-900 lbs | 352.00-371.00 | Large #1 | 700-800 lbs | 339.00-372.00 |
| | 900-1000 lbs | 334.00-340.50 | | 800-900 lbs | 322.00-350.00 |
| | 1000-1100 lbs | 315.00-328.00 | | 900-1000 lbs | 322.00-330.00 |

| | | | | | |
|-----------------------------|-------------|---------------|----------------|-------------|---------------|
| <u>AMS 1815</u> | | 3,990 | | Tuesday | |
| Kingsville Livestock | | | | | |
| Kingsville, MO | | | | | |
| Feeder Steers | 400-500 lbs | 499.00-600.00 | Feeder Heifers | 400-500 lbs | 440.00-562.50 |
| Medium & | 500-600 lbs | 445.00-544.00 | Medium & | 500-600 lbs | 407.50-465.00 |
| Large #1 | 600-700 lbs | 429.00-464.00 | Large #1 | 600-700 lbs | 399.00-400.00 |
| | 700-800 lbs | 386.00-426.00 | | 700-800 lbs | 345.00-386.00 |
| | 800-900 lbs | 354.00-387.00 | | 800-900 lbs | 340.00-359.00 |

| | | | | | |
|-----------------------------------|--------------|---------------|----------------|-------------|---------------|
| <u>AMS 1249</u> | | 2,135 | | Tuesday | |
| Ozarks Regional Stockyards | | | | | |
| West Plains, MO | | | | | |
| Feeder Steers | 500-600 lbs | 475.00-542.00 | Feeder Heifers | 400-500 lbs | 470.00-520.00 |
| Medium & | 600-700 lbs | 427.00-450.00 | Medium & | 500-600 lbs | 410.00-465.00 |
| Large #1 | 700-800 lbs | 389.00-410.00 | Large #1 | 600-700 lbs | 394.50 |
| | 800-900 lbs | 347.50-350.50 | | 700-800 lbs | |
| | 900-1000 lbs | 332.00-339.00 | | 800-900 lbs | 320.00-323.00 |

CHICAGO MERCANTILE EXCHANGE LIVESTOCK FUTURES SETTLEMENTS Wednesday

| | | | | | |
|--------------------|---------|---------------|----------------------|---------|---------------|
| <u>Live Cattle</u> | | <u>Change</u> | <u>Feeder Cattle</u> | | <u>Change</u> |
| Apr | 246.850 | (0.575) | Apr | 366.800 | 0.225 |
| Jun | 243.075 | (0.475) | May | 358.425 | (0.125) |
| Aug | 239.175 | (0.525) | Aug | 358.875 | (0.075) |

CHICAGO BOARD OF TRADE GRAIN FUTURES SETTLEMENTS Wednesday

| | | | | | |
|-------------|--------|---------------|-----------------|---------|---------------|
| <u>Corn</u> | | <u>Change</u> | <u>Soybeans</u> | | <u>Change</u> |
| May | 4.5425 | 0.0050 | May | 11.6450 | (0.1000) |
| Jul | 4.6275 | 0.0075 | Jul | 11.7950 | (0.1075) |
| Sep | 4.6700 | 0.0125 | Aug | 11.7325 | (0.1075) |

| | | | | |
|-----------------------------------|--|--------------|--------|---------------|
| KANSAS CITY BOARD OF TRADE | | <u>Wheat</u> | | <u>Change</u> |
| | | May | 6.3775 | (0.0575) |
| | | Jul | 6.5000 | (0.0575) |
| | | Sep | 6.6200 | (0.0575) |

AMS 2466 Wednesday

5 AREA WKLY ACCUMULATED WTD AVG SLAUGHTER CATTLE PRICE

| | <u>Head Count</u> | <u>Avg Weight</u> | <u>Avg Price</u> |
|----------------|-------------------|-------------------|------------------|
| Live Steer | 131 | 1,450 | 246.00 |
| Live Heifer | 141 | 1,300 | 246.00 |
| Dressed Steer | | | |
| Dressed Heifer | | | |

AMS 2453 Wednesday

DAILY ESTIMATED BOXED BEEF CUTOUT VALUES

| | | | |
|-----------------|-----------------|--------------------|-----------|
| Choice | Select | Choice Cuts | 103 loads |
| 600-900# | 600-900# | Select Cuts | 7 loads |
| 384.19 | 383.33 | Trimmings | 0 loads |
| (1.99) | (3.87) | Grinds | 8 loads |

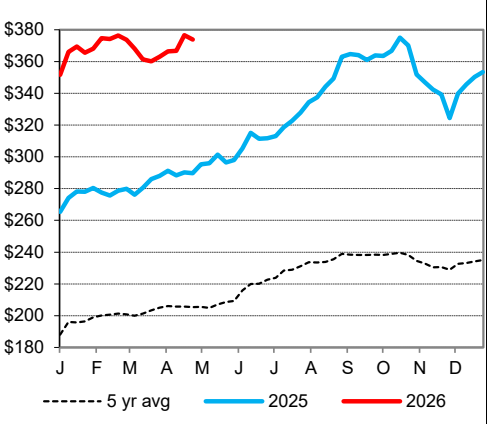
AMS 3208 Tuesday

| | |
|------------------------------------|--------------------------------|
| ESTD DAILY CATTLE SLAUGHTER | |
| Tuesday | 111,000 |
| Week Ago (est) | 112,000 |
| Year Ago (act) | 121,000 |
| Wk to date (est) | 208,000 |
| Last Week (est) | 216,000 |
| Last Year (est) | 225,000 |
| Previous Day Estimated: | Steer and Heifer 80,000 |
| | Cow and Bull 17,000 |

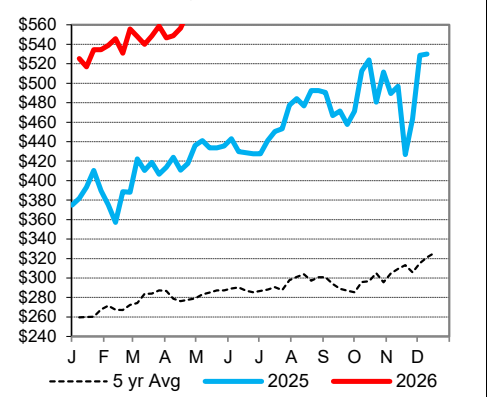
AMS 1823 Tuesday

| | | | |
|---------------------------------|-----------------|-------------------|--|
| Oklahoma Nat. Stockyards | | Oklahoma City, OK | |
| | | Avg Dressing | |
| | | Price | |
| | <u>Pct Lean</u> | | |
| Breaking | 75-80 | 172.00-175.00 | |
| Boning | 80-85 | 167.00-178.00 | |
| Lean | 85-90 | | |

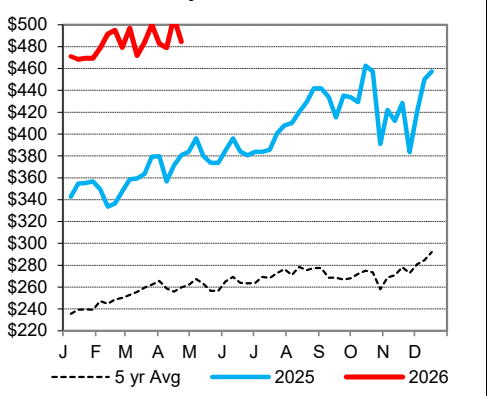
CME Feeder Cattle Index



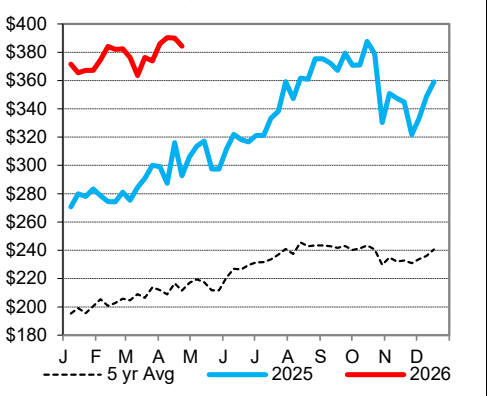
Oklahoma City 400-500 lb Steer Price



Oklahoma City 500-600 lb Steer Price



Oklahoma City 700-800 lb Steer Price



St. Joseph, Missouri
 Phone: 816-676-7000
 Email: stjoe.lpgmn@usda.gov
<http://www.ams.usda.gov/LSMarketNews>