

[AMS 2453/LM XB403](#)

DAILY ESTIMATED CUTOUT VALUES

	Choice <u>600-900#</u>	Select <u>600-900#</u>	Choice/Select Spread
Current Cutout Values:	384.19	383.33	
Change from prior day:	(-1.99)	(-3.87)	

	Choice	Select	Load Count:
Primal Rib	527.36	512.49	
Primal Chuck	322.36	330.16	Choice 103
Primal Round	321.43	325.34	Select 7
Primal Loin	515.09	502.62	Trimming 0
Primal Brisket	355.66	360.45	Grinds 8
Primal Short Plate	309.77	309.77	
Primal Flank	230.86	232.86	

Fresh 50% Trimmings 0 Loads @ 0.00

[AMS 2829/NW LS441](#)

USDA BY-PRODUCT DROP VALUE (STEER) - DAILY

13.72 **Change:** unch

[AMS 2466/LM CT100](#)

5 AREA WEEKLY ACCUMULATED WEIGHTED AVG CATTLE PRICE

As of 10:00 am

	Head Count	Avg Weight	Avg Price
Live Steer	409	1,553	246.33
Live Heifer	381	1,349	246.00
Dressed Steer	320	1,002	386.00
Dressed Heifer			

[AMS 3208/SJ LS710](#)

DAILY CATTLE SLAUGHTER

Today	111,000
Week Ago	109,000
Year Ago (act)	120,069
Week to Date	319,000
Same Period Last Week	325,000
Same Period Last Year	345,343
Previous Day	Steer and Heifer 90,000 Cow and Bull 21,000

[AMS 3209/SJ LS712](#)

BEEF PRODUCTION

	4/18/2026 (Estimate)	Last Week (Estimate)	(Actual)
Slaughter	514,000	512,000	578,000
Live Weights	1472	1476	1434
Dressed Weights	902	903	878
Beef Production (millions of pounds)	462	461	506

[AMS 2825/NW LS410](#)

USDA BEEF CARCASS PRICE EQUIVALENT INDEX VALUE

	Choice <u>600-900#</u>	Select <u>600-900#</u>	Dressing percent:	
			<u>Steer</u>	<u>Heifer</u>
Change	\$371.63 (-1.01)	\$367.11 (-1.95)	63.66	63.58

[AMS 2455/LM XB405](#)

USDA NATIONAL CUTTER COW CARCASS CUTOUT

354.16 6.40 **90% Lean** 456.86

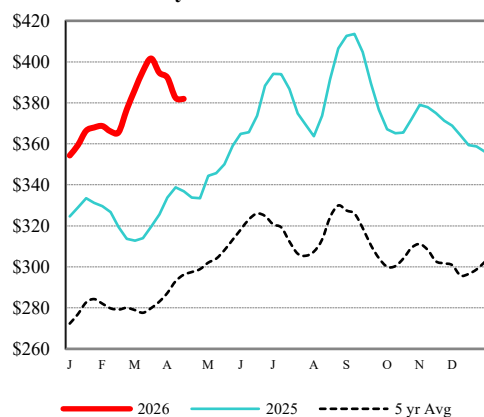
CME LIVE CATTLE

	High	Low	Change	Settle
APR	N/A			
JUN	N/A			
AUG	N/A			

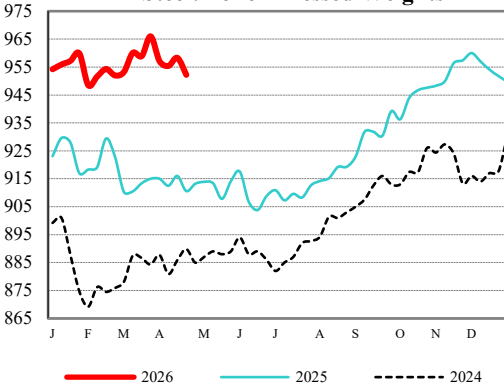
CME FEEDER CATTLE

	High	Low	Change	Settle
APR	N/A			
MAY	N/A			
AUG	N/A			

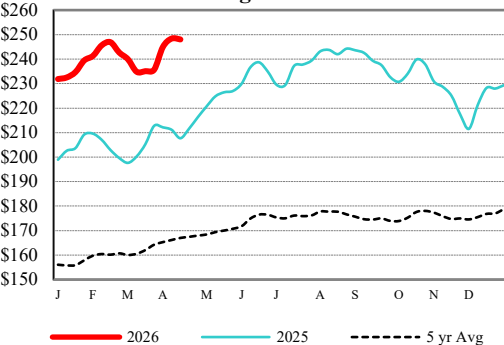
Weekly Choice Cutout



LMR Steer/Heifer Dressed Weights



5 Area Weekly Wtd Avg Steer Price



Weekly Ch/Se Spread

