

[AMS 2453/LM XB403](#)

DAILY ESTIMATED CUTOUT VALUES

	Choice <u>600-900#</u>	Select <u>600-900#</u>	Choice/Select Spread (1.02)
Current Cutout Values:	386.18	387.20	
Change from prior day:	2.62	3.59	
Primal Rib	528.25	543.73	
Primal Chuck	321.77	329.69	
Primal Round	326.48	325.14	
Primal Loin	517.62	506.95	
Primal Brisket	362.40	353.27	
Primal Short Plate	309.17	309.17	
Primal Flank	234.17	232.01	

Load Count:	
Total	111
Choice	82
Select	7
Trimming	8
Grinds	14

Fresh 50% Trimmings 8 Loads @ 193.55

[AMS 2829/NW LS441](#)

USDA BY-PRODUCT DROP VALUE (STEER) - DAILY

13.72 **Change:** 0.04

[AMS 2466/LM CT100](#)

5 AREA WEEKLY ACCUMULATED WEIGHTED AVG CATTLE PRICE

<i>As of 10:00 am</i>	<u>Head Count</u>	<u>Avg Weight</u>	<u>Avg Price</u>
Live Steer	131	1,450	246.00
Live Heifer	141	1,300	246.00
Dressed Steer			
Dressed Heifer			

[AMS 3208/SJ LS710](#)

DAILY CATTLE SLAUGHTER

Today	111,000	
Week Ago	112,000	
Year Ago (act)	121,329	
Week to Date	208,000	
Same Period Last Week	216,000	
Same Period Last Year	225,274	
Previous Day	Steer and Heifer 80,000	Cow and Bull 17,000

[AMS 3209/SJ LS712](#)

BEEF PRODUCTION	4/18/2026 (Estimate)	Last Week (Estimate)	(Actual)
Slaughter	514,000	512,000	578,000
Live Weights	1472	1476	1434
Dressed Weights	902	903	878
Beef Production (millions of pounds)	462	461	506

[AMS 2825/NW LS410](#)

USDA BEEF CARCASS PRICE EQUIVALENT INDEX VALUE

	Choice <u>600-900#</u>	Select <u>600-900#</u>	Dressing percent:	
			<u>Steer</u>	<u>Heifer</u>
Change	\$372.64	\$369.06	63.66	63.58
	1.28	1.76		

[AMS 2455/LM XB405](#)

USDA NATIONAL CUTTER COW CARCASS CUTOUT

347.76 0.33 **90% Lean** 445.91

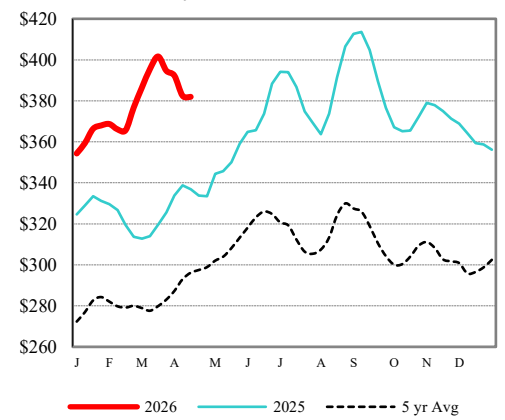
CME LIVE CATTLE

	<u>High</u>	<u>Low</u>	<u>Change</u>	<u>Settle</u>
APR	N/A			
JUN	N/A			
AUG	N/A			

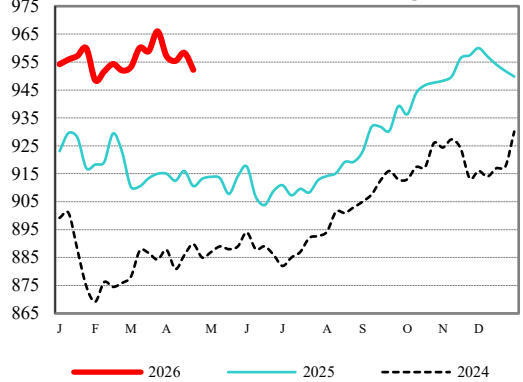
CME FEEDER CATTLE

	<u>High</u>	<u>Low</u>	<u>Change</u>	<u>Settle</u>
APR	N/A			
MAY	N/A			
AUG	N/A			

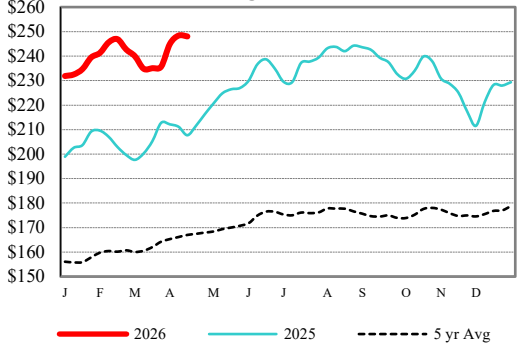
Weekly Choice Cutout



LMR Steer/Heifer Dressed Weights



5 Area Weekly Wtd Avg Steer Price



Weekly Ch/Se Spread

