

[AMS 2453/LM XB403](#)

DAILY ESTIMATED CUTOUT VALUES

	Choice 600-900#	Select 600-900#	Choice/Select Spread (0.05)
Current Cutout Values:	383.56	383.61	
Change from prior day:	2.50	7.01	
Primal Rib	520.36	539.06	
Primal Chuck	320.34	324.82	
Primal Round	322.79	324.17	
Primal Loin	517.12	500.55	
Primal Brisket	356.14	349.80	
Primal Short Plate	312.30	312.30	
Primal Flank	225.99	229.33	
			Load Count:
			Total 65
			Choice 43
			Select 6
			Trimming 6
			Grinds 10

Fresh 50% Trimmings 6 Loads @ 193.82

[AMS 2829/NW LS441](#)

USDA BY-PRODUCT DROP VALUE (STEER) - DAILY

	13.68	Change:	(-0.10)
--	-------	---------	---------

[AMS 2466/LM CT100](#)

5 AREA WEEKLY ACCUMULATED WEIGHTED AVG CATTLE PRICE

As of 10:00 am	Head Count	Avg Weight	Avg Price
Live Steer	27,855	1,576	248.02
Live Heifer	17,808	1,408	248.13
Dressed Steer	14,665	1,033	388.14
Dressed Heifer	5,499	897	388.00

[AMS 3208/SJ LS710](#)

DAILY CATTLE SLAUGHTER

Today	97,000		
Week Ago	104,000		
Year Ago (act)	103,945		
Week to Date	97,000		
Same Period Last Week	104,000		
Same Period Last Year	103,945	Friday	Saturday
Previous Day	Steer and Heifer	59,000	7,000
	Cow and Bull	18,000	1,000

[AMS 3209/SJ LS712](#)

BEEF PRODUCTION	4/11/2026 (Estimate)	Last Week (Estimate)	(Actual)
Slaughter	578,000	512,000	514,000
Live Weights	1472	1476	1434
Dressed Weights	902	903	878
Beef Production (millions of pounds)	506	461	462

[AMS 2825/NW LS410](#)

USDA BEEF CARCASS PRICE EQUIVALENT INDEX VALUE

	Choice 600-900#	Select 600-900#	Dressing percent:	
			Steer	Heifer
	\$371.36	\$367.30	63.66	63.58
Change	1.48	3.99		

[AMS 2455/LM XB405](#)

USDA NATIONAL CUTTER COW CARCASS CUTOUT

	347.43	0.10	90% Lean	445.91
--	--------	------	----------	--------

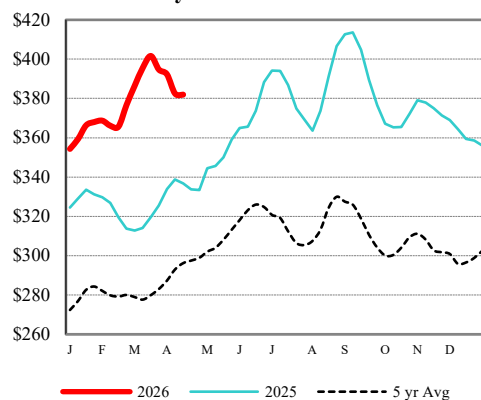
CME LIVE CATTLE

	High	Low	Change	Settle
APR	N/A			
JUN	N/A			
AUG	N/A			

CME FEEDER CATTLE

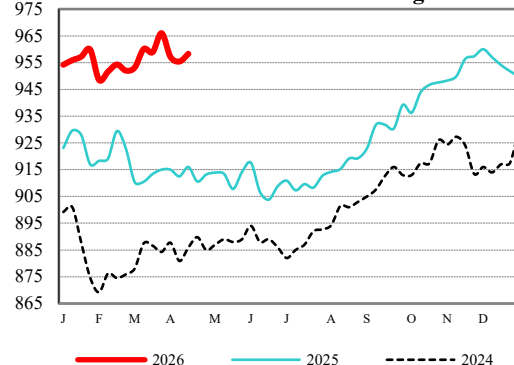
	High	Low	Change	Settle
APR	N/A			
MAY	N/A			
AUG	N/A			

Weekly Choice Cutout



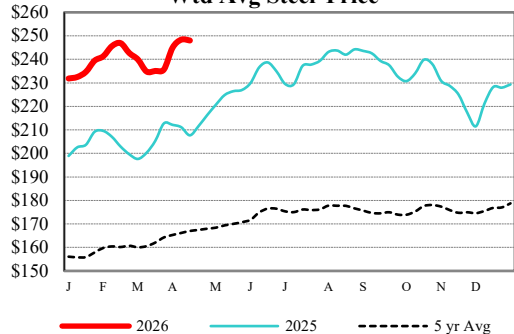
— 2026 — 2025 - - - 5 yr Avg

LMR Steer/Heifer Dressed Weights



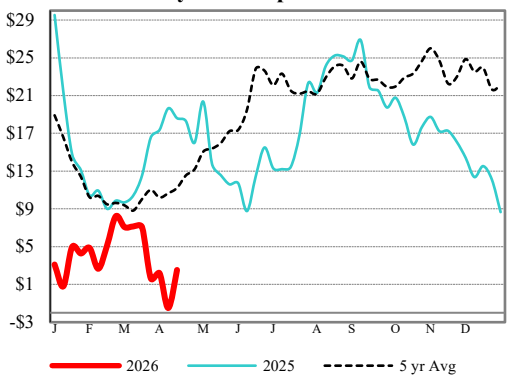
— 2026 — 2025 - - - 2024

5 Area Weekly Wtd Avg Steer Price



— 2026 — 2025 - - - 5 yr Avg

Weekly Ch/Se Spread



— 2026 — 2025 - - - 5 yr Avg