

AUCTION SUMMARY

AMS 1892		4,748	Thursday
Farmers and Ranchers Livestock			
Salina, KS			
Feeder Steers	500-600 lbs	490.00-530.00	Feeder Heifers 400-500 lbs 470.00-527.50
Medium &	600-700 lbs	416.00-477.00	Medium & 500-600 lbs 425.00-470.00
Large #1	700-800 lbs	383.00-429.00	Large #1 600-700 lbs 372.00-416.00
	800-900 lbs	347.50-374.00	700-800 lbs 343.00-368.00
	900-1000 lbs	329.50-350.00	800-900 lbs 320.00-358.00

AMS 1891		3,563	Thursday
Winter Livestock			
Pratt, KS			
Feeder Steers	500-600 lbs	471.00-481.00	Feeder Heifers 500-600 lbs 395.00-460.00
Medium &	600-700 lbs	381.00-457.00	Medium & 600-700 lbs 373.00-402.00
Large #1	700-800 lbs	338.50-392.00	Large #1 700-800 lbs 316.00-342.00
	800-900 lbs	335.00-375.50	800-900 lbs 310.00-341.00
	900-1000 lbs	308.00-349.00	900-1000 lbs 305.00-319.00

AMS 1828		3,029	Thursday
Woodward Livestock			
Woodward, OK			
Feeder Steers	600-700 lbs	419.00-434.00	Feeder Heifers 600-700 lbs 379.00-411.00
Medium &	700-800 lbs	358.00-403.00	Medium & 700-800 lbs 334.50-347.00
Large #1	800-900 lbs	348.75-364.00	Large #1 800-900 lbs 324.50-340.00
	900-1000 lbs	322.50-347.00	900-1000 lbs 297.00
	1000-1100 lbs	316.50-319.75	1000-1100 lbs 299.00

CHICAGO MERCANTILE EXCHANGE LIVESTOCK FUTURES SETTLEMENTS Friday

<u>Live Cattle</u>		<u>Change</u>	<u>Feeder Cattle</u>		<u>Change</u>
Apr	249.950	(0.350)	Apr	371.325	(1.750)
Jun	247.350	(0.275)	May	365.275	(1.825)
Aug	242.825	(0.250)	Aug	365.675	(2.850)

CHICAGO BOARD OF TRADE GRAIN FUTURES SETTLEMENTS Friday

<u>Corn</u>		<u>Change</u>	<u>Soybeans</u>		<u>Change</u>
May	4.4875	0.0025	May	11.6725	0.0350
Jul	4.5750	(0.0025)	Jul	11.8300	0.0250
Sep	4.6125	0.0025	Aug	11.7650	0.0150

KANSAS CITY BOARD OF TRADE		<u>Wheat</u>		<u>Change</u>
		May	6.3675	(0.0600)
		Jul	6.5000	(0.0500)
		Sep	6.6175	(0.0450)

AMS 2466 Friday

5 AREA WKLY ACCUMULATED WTD AVG SLAUGHTER CATTLE PRICE

	<u>Head Count</u>	<u>Avg Weight</u>	<u>Avg Price</u>
Live Steer	13,015	1,571	248.08
Live Heifer	9,906	1,401	248.21
Dressed Steer	10,512	1,026	388.28
Dressed Heifer	4,791	897	388.02

AMS 2453 Friday

DAILY ESTIMATED BOXED BEEF CUTOUT VALUES

<u>Choice</u>	<u>Select</u>	<u>Choice Cuts</u>	75 loads
<u>600-900#</u>	<u>600-900#</u>	<u>Select Cuts</u>	5 loads
381.06	376.60	<u>Trimmings</u>	6 loads
(0.51)	(1.88)	<u>Grinds</u>	6 loads

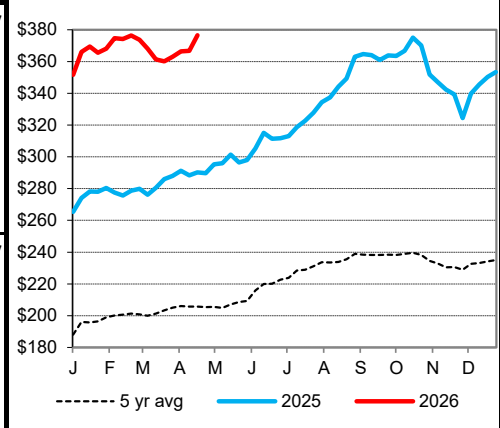
AMS 3208 Thursday

ESTD DAILY CATTLE SLAUGHTER		
Friday	77,000	Sat. 8000
Week Ago (est)	83,000	4,000
Year Ago (act)	91,000	11,000
Wk to date (est)	506,000	514,000
Last Week (est)	508,000	512,000
Last Year (est)	567,000	578,000
Previous Day Estimated:	Steer and Heifer	84,000
	Cow and Bull	20,000

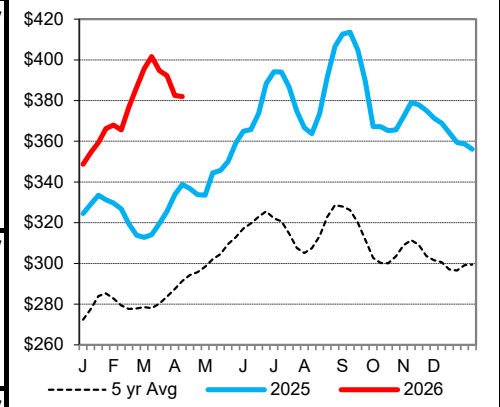
AMS 1909 Thursday

New Holland Livestock		
New Holland, PA		
Avg Dressing		
	<u>Pct Lean</u>	<u>Price</u>
Breaking	75-80	176.00-184.00
Boning	80-85	160.00-174.00
Lean	85-90	130.00-148.00

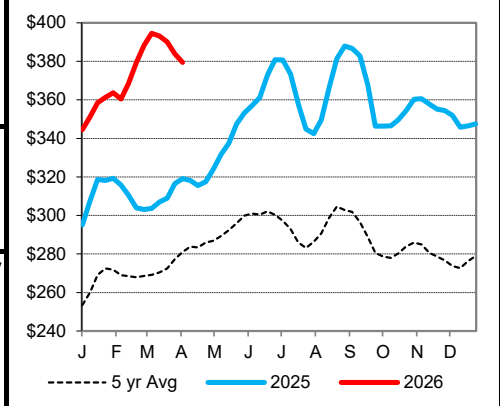
CME Feeder Cattle Index



Weekly Choice Cutout



Weekly Select Cutout



Oklahoma City 400-500 lb Steer Price

