

AUCTION SUMMARY

AMS 1892		4,748	Thursday		
Farmers and Ranchers Livestock		Salina, KS			
Feeder Steers	500-600 lbs	490.00-530.00	Feeder Heifers	400-500 lbs	470.00-527.50
Medium &	600-700 lbs	416.00-477.00	Medium &	500-600 lbs	425.00-470.00
Large #1	700-800 lbs	383.00-429.00	Large #1	600-700 lbs	372.00-416.00
	800-900 lbs	347.50-374.00		700-800 lbs	343.00-368.00
	900-1000 lbs	329.50-350.00		800-900 lbs	320.00-358.00

AMS 1891		3,563	Thursday		
Winter Livestock		Pratt, KS			
Feeder Steers	500-600 lbs	471.00-481.00	Feeder Heifers	500-600 lbs	395.00-460.00
Medium &	600-700 lbs	381.00-457.00	Medium &	600-700 lbs	373.00-402.00
Large #1	700-800 lbs	338.50-392.00	Large #1	700-800 lbs	316.00-342.00
	800-900 lbs	335.00-375.50		800-900 lbs	310.00-341.00
	900-1000 lbs	308.00-349.00		900-1000 lbs	305.00-319.00

AMS 1828		3,029	Thursday		
Woodward Livestock		Woodward, OK			
Feeder Steers	600-700 lbs	419.00-434.00	Feeder Heifers	600-700 lbs	379.00-411.00
Medium &	700-800 lbs	358.00-403.00	Medium &	700-800 lbs	334.50-347.00
Large #1	800-900 lbs	348.75-364.00	Large #1	800-900 lbs	324.50-340.00
	900-1000 lbs	322.50-347.00		900-1000 lbs	297.00
	1000-1100 lbs	316.50-319.75		1000-1100 lbs	299.00

CHICAGO MERCANTILE EXCHANGE LIVESTOCK FUTURES SETTLEMENTS Thursday

<u>Live Cattle</u>			<u>Feeder Cattle</u>		
		<u>Change</u>			<u>Change</u>
Apr	250.300	(2.300)	Apr	373.075	(0.425)
Jun	247.625	(3.450)	May	367.100	(3.850)
Aug	243.075	(3.050)	Aug	368.525	(3.675)

CHICAGO BOARD OF TRADE GRAIN FUTURES SETTLEMENTS Thursday

<u>Corn</u>			<u>Soybeans</u>		
		<u>Change</u>			<u>Change</u>
May	4.4850	(0.0275)	May	11.6375	(0.0325)
Jul	4.5775	(0.0275)	Jul	11.8050	(0.0275)
Sep	4.6100	(0.0225)	Aug	11.7500	(0.0150)

KANSAS CITY BOARD OF TRADE		<u>Wheat</u>		<u>Change</u>
		May	4.4275	0.1725
		Jul	6.5500	0.1650
		Sep	6.6625	0.1475

AMS 2466 Thursday

5 AREA WKLY ACCUMULATED WTD AVG SLAUGHTER CATTLE PRICE

	<u>Head Count</u>	<u>Avg Weight</u>	<u>Avg Price</u>
Live Steer	806	1,463	247.94
Live Heifer	747	1,327	248.00
Dressed Steer	345	977	388.00
Dressed Heifer	440	824	388.00

AMS 2453 Thursday

DAILY ESTIMATED BOXED BEEF CUTOUT VALUES

<u>Choice</u>	<u>Select</u>	<u>Choice Cuts</u>	73 loads
<u>600-900#</u>	<u>600-900#</u>	<u>Select Cuts</u>	9 loads
381.57	378.48	<u>Trimmings</u>	10 loads
(0.41)	(0.10)	<u>Grinds</u>	12 loads

AMS 3208 Thursday

ESTD DAILY CATTLE SLAUGHTER

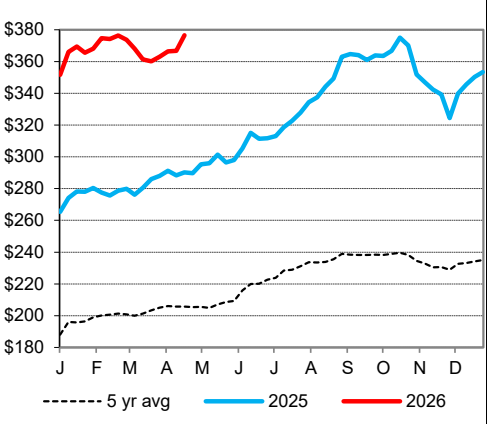
Thursday	104,000
Week Ago (est)	105,000
Year Ago (act)	121,000
Wk to date (est)	429,000
Last Week (est)	425,000
Last Year (est)	476,000
Previous Day Estimated:	Steer and Heifer 93,000
	Cow and Bull 16,000

AMS 1909 Thursday

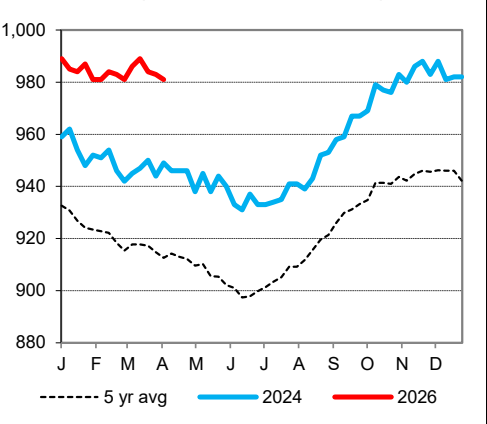
New Holland Livestock New Holland, PA

	<u>Pct Lean</u>	<u>Price</u>
Breaking	75-80	176.00-184.00
Boning	80-85	160.00-174.00
Lean	85-90	130.00-148.00

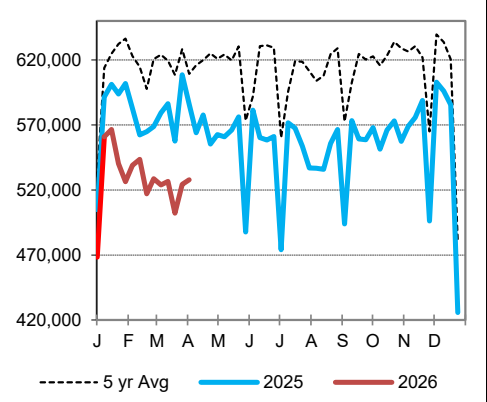
CME Feeder Cattle Index



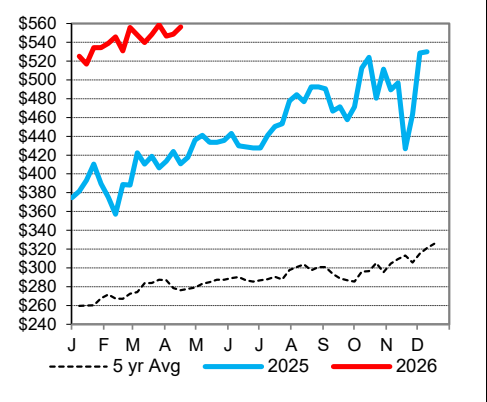
Average Dressed Steer Weight



Weekly Cattle Slaughter



Oklahoma City 400-500 lb Steer Price



St. Joseph, Missouri
Phone: 816-676-7000
Email: stjoe.lpgmn@usda.gov
<http://www.ams.usda.gov/LSMarketNews>