

**AUCTION SUMMARY**

<a href="#">AMS 1281</a>		7,923		Wednesday	
<b>OKC West Livestock</b> El Reno, OK					
Feeder Steers	500-600 lbs	465.00-555.00	Feeder Heifers	500-600 lbs	415.00-460.00
Medium & Large #1	600-700 lbs	400.00-470.00	Medium & Large #1	600-700 lbs	382.50-425.00
	700-800 lbs	370.00-427.50		700-800 lbs	345.00-380.00
	800-900 lbs	352.00-381.00		800-900 lbs	315.00-354.00
	900-1000 lbs	330.00-353.00		900-1000 lbs	310.00-323.00

<a href="#">AMS 2020</a>		7,101		Wednesday	
<b>Hub City Livestock</b> Aberdeen, SD					
Feeder Steers	500-600 lbs	498.00-545.00	Feeder Heifers	500-600 lbs	435.00-467.50
Medium & Large #1	600-700 lbs	431.00-490.00	Medium & Large #1	600-700 lbs	387.50-423.50
	700-800 lbs	383.00-451.50		700-800 lbs	357.00-393.00
	800-900 lbs	366.50-389.00		800-900 lbs	331.00-347.00
	900-1000 lbs	324.00-368.75		900-1000 lbs	319.00-343.50

<a href="#">AMS 2103</a>		4,120		Wednesday	
<b>Torrington Livestock</b> Torrington, WY					
Feeder Steers	500-600 lbs	489.00-585.00	Feeder Heifers	400-500 lbs	470.00-535.00
Medium & Large #1	600-700 lbs	420.00-479.00	Medium & Large #1	500-600 lbs	415.00-472.00
	700-800 lbs	378.00-421.00		600-700 lbs	380.00-421.00
	800-900 lbs	378.00-385.50		700-800 lbs	365.00-387.00
	900-1000 lbs	331.00-350.00		800-900 lbs	330.00-355.00

**CHICAGO MERCANTILE EXCHANGE LIVESTOCK FUTURES SETTLEMENTS** Thursday

Live Cattle			Feeder Cattle		
		Change			Change
Apr	250.300	(2.300)	Apr	373.075	(0.425)
Jun	247.625	(3.450)	May	367.100	(3.850)
Aug	243.075	(3.050)	Aug	368.525	(3.675)

**CHICAGO BOARD OF TRADE GRAIN FUTURES SETTLEMENTS** Thursday

Corn			Soybeans		
		Change			Change
May	4.4850	(0.0275)	May	11.6375	(0.0325)
Jul	4.5775	(0.0275)	Jul	11.8050	(0.0275)
Sep	4.6100	(0.0225)	Aug	11.7500	(0.0150)

KANSAS CITY BOARD OF TRADE			Wheat		
		Change			Change
			May	4.4275	0.1725
			Jul	6.5500	0.1650
			Sep	6.6625	0.1475

[AMS 2466](#) Thursday

**5 AREA WKLY ACCUMULATED WTD AVG SLAUGHTER CATTLE PRICE**

	Head Count	Avg Weight	Avg Price
Live Steer	806	1,463	247.94
Live Heifer	747	1,327	248.00
Dressed Steer	345	977	388.00
Dressed Heifer	440	824	388.00

[AMS 2453](#) Thursday

**DAILY ESTIMATED BOXED BEEF CUTOUT VALUES**

Choice	Select	Choice Cuts	
600-900#	600-900#	Select Cuts	
381.57	378.48	Trimming	10 loads
(0.41)	(0.10)	Grinds	12 loads

[AMS 3208](#) Wednesday

**ESTD DAILY CATTLE SLAUGHTER**

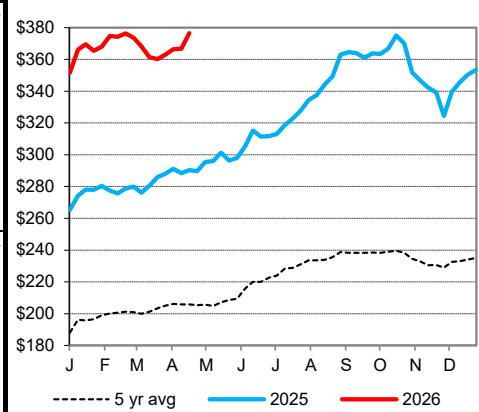
Thursday	104,000
Week Ago (est)	105,000
Year Ago (act)	121,000
Wk to date (est)	429,000
Last Week (est)	425,000
Last Year (est)	476,000
<b>Previous Day Estimated:</b>	<b>Steer and Heifer</b> 93,000
	<b>Cow and Bull</b> 16,000

[AMS 1797](#) Wednesday

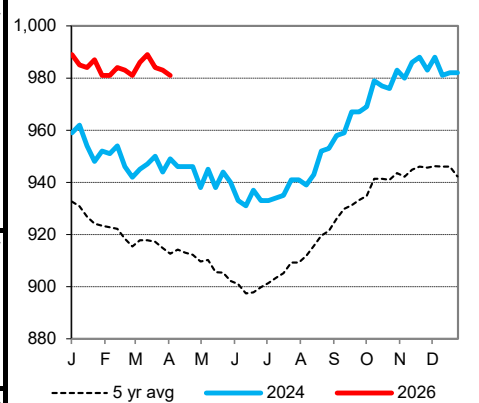
**Joplin Regional Stockyards**  
Carthage, MO

	Pct Lean	Avg Dressing Price
Breaking	75-80	167.50-182.50
Boning	80-85	162.50-179.00
Lean	85-90	145.00-165.00

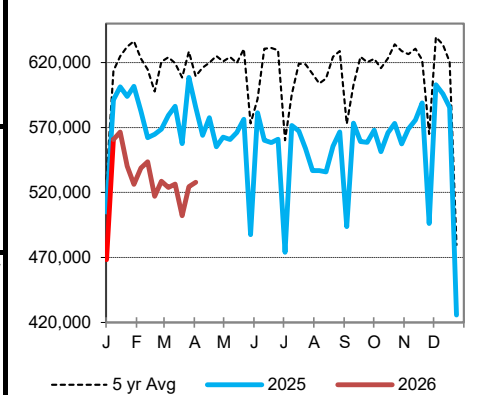
**CME Feeder Cattle Index**



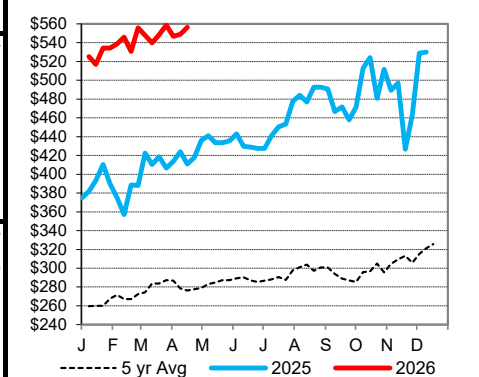
**Average Dressed Steer Weight**



**Weekly Cattle Slaughter**



**Oklahoma City 400-500 lb Steer Price**



St. Joseph, Missouri

Phone: 816-676-7000

Email: [stjoe.lpgmn@usda.gov](mailto:stjoe.lpgmn@usda.gov)

<http://www.ams.usda.gov/LSMarketNews>