

**AUCTION SUMMARY**

|                                       |               |               |                |              |               |
|---------------------------------------|---------------|---------------|----------------|--------------|---------------|
| <b>AMS 3794</b>                       |               | 6,769         |                | Tuesday      |               |
| <b>Beaver Livestock</b><br>Beaver, OK |               |               |                |              |               |
| Feeder Steers                         | 600-700 lbs   | 417.00-463.00 | Feeder Heifers | 500-600 lbs  | 445.00-465.00 |
| Medium &                              | 700-800 lbs   | 384.00-411.00 | Medium &       | 600-700 lbs  | 370.00-419.00 |
| Large #1                              | 800-900 lbs   | 350.00-386.50 | Large #1       | 700-800 lbs  | 357.50-371.00 |
|                                       | 900-1000 lbs  | 330.00-356.50 |                | 800-900 lbs  | 325.75-355.00 |
|                                       | 1000-1100 lbs | 324.00-332.00 |                | 900-1000 lbs | 315.00-320.50 |

|   |              |               |                |             |               |
|---|--------------|---------------|----------------|-------------|---------------|
| <b>AMS 1815</b>                               |              | 3,098         |                | Tuesday     |               |
| <b>Kingsville Livestock</b><br>Kingsville, MO |              |               |                |             |               |
| Feeder Steers                                 | 500-600 lbs  | 474.00-545.00 | Feeder Heifers | 400-500 lbs | 492.50-573.00 |
| Medium &                                      | 600-700 lbs  | 442.50-485.00 | Medium &       | 500-600 lbs | 415.00-470.00 |
| Large #1                                      | 700-800 lbs  | 372.50-436.00 | Large #1       | 600-700 lbs | 392.50-429.00 |
|   | 800-900 lbs  | 360.00-388.50 |                | 700-800 lbs | 359.00-373.00 |
|   | 900-1000 lbs | 338.50-363.75 |                | 800-900 lbs | 343.50        |

|  |              |               |                |             |               |
|--|--------------|---------------|----------------|-------------|---------------|
| <b>AMS 1249</b>                                      |              | 2,213         |                | Tuesday     |               |
| <b>Ozarks Regional Stockyards</b><br>West Plains, MO |              |               |                |             |               |
| Feeder Steers  | 500-600 lbs  | 475.00-560.00 | Feeder Heifers | 300-400 lbs | 555.00-635.00 |
| Medium &   | 600-700 lbs  | 440.00-489.00 | Medium &       | 400-500 lbs | 475.00-550.00 |
| Large #1   | 700-800 lbs  | 382.00-400.00 | Large #1       | 500-600 lbs | 417.50-485.00 |
|  | 800-900 lbs  | 356.50        |                | 600-700 lbs | 375.00-405.00 |
|  | 900-1000 lbs | 323.00-345.50 |                | 700-800 lbs |               |

**CHICAGO MERCANTILE EXCHANGE LIVESTOCK FUTURES SETTLEMENTS** Wednesday

| <u>Live Cattle</u> |         |               | <u>Feeder Cattle</u> |         |               |
|--------------------|---------|---------------|----------------------|---------|---------------|
|                    |         | <u>Change</u> |                      |         | <u>Change</u> |
| Apr                | 252.600 | 0.050         | Apr                  | 373.500 | (2.375)       |
| Jun                | 251.075 | (0.350)       | May                  | 370.950 | (3.900)       |
| Aug                | 246.125 | (0.400)       | Aug                  | 372.200 | (3.625)       |

**CHICAGO BOARD OF TRADE GRAIN FUTURES SETTLEMENTS** Wednesday

| <u>Corn</u> |        |               | <u>Soybeans</u> |         |               |
|-------------|--------|---------------|-----------------|---------|---------------|
|             |        | <u>Change</u> |                 |         | <u>Change</u> |
| May         | 4.5125 | 0.0825        | May             | 11.6700 | 0.0900        |
| Jul         | 4.6050 | 0.0800        | Jul             | 11.8325 | 0.1050        |
| Sep         | 4.6325 | 0.0825        | Aug             | 11.7650 | 0.1050        |

| <b>KANSAS CITY BOARD OF TRADE</b> |  |               | <u>Wheat</u> |        |               |
|-----------------------------------|--|---------------|--------------|--------|---------------|
|                                   |  | <u>Change</u> |              |        | <u>Change</u> |
|                                   |  |               | May          | 6.2550 | 0.0275        |
|                                   |  |               | Jul          | 6.3850 | 0.0225        |
|                                   |  |               | Sep          | 6.5150 | 0.0250        |

**AMS 2466** Wednesday

**5 AREA WKLY ACCUMULATED WTD AVG SLAUGHTER CATTLE PRICE**

|                | <u>Head Count</u> | <u>Avg Weight</u> | <u>Avg Price</u> |
|----------------|-------------------|-------------------|------------------|
| Live Steer     | 736               | 1,459             | 247.93           |
| Live Heifer    |                   |                   |                  |
| Dressed Steer  |                   |                   |                  |
| Dressed Heifer |                   |                   |                  |

**AMS 2453** Wednesday

**DAILY ESTIMATED BOXED BEEF CUTOUT VALUES**

| <u>Choice</u>   | <u>Select</u>   | <u>Choice Cuts</u> |          |
|-----------------|-----------------|--------------------|----------|
| <u>600-900#</u> | <u>600-900#</u> | <u>Select Cuts</u> |          |
| 381.98          | 378.58          | Trimming           | 83 loads |
| (1.22)          | (1.22)          | Grinds             | 5 loads  |
|                 |                 |                    | 7 loads  |
|                 |                 |                    | 9 loads  |

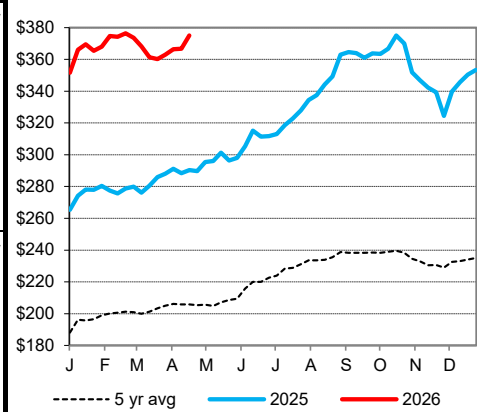
**AMS 3208** Tuesday

| <b>ESTD DAILY CATTLE SLAUGHTER</b> |                                |
|------------------------------------|--------------------------------|
| Wednesday                          | 109,000                        |
| Week Ago (est)                     | 109,000                        |
| Year Ago (act)                     | 122,000                        |
| Wk to date (est)                   | 325,000                        |
| Last Week (est)                    | 320,000                        |
| Last Year (est)                    | 355,000                        |
| <b>Previous Day Estimated:</b>     | <b>Steer and Heifer</b> 92,000 |
|                                    | <b>Cow and Bull</b> 20,000     |

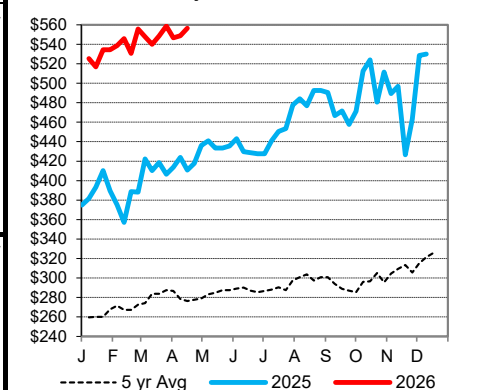
**AMS 1823** Tuesday

| <b>Oklahoma Nat. Stockyards</b> |                 | <b>Oklahoma City, OK</b> |                           |
|---------------------------------|-----------------|--------------------------|---------------------------|
|                                 | <u>Pct Lean</u> |                          | <u>Avg Dressing Price</u> |
| Breaking                        | 75-80           |                          | 170.00-178.00             |
| Boning                          | 80-85           |                          | 170.00-173.50             |
| Lean                            | 85-90           |                          |                           |

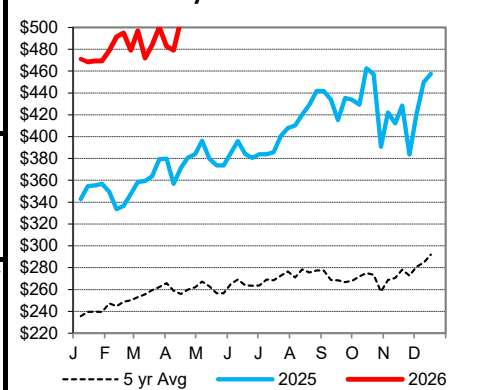
**CME Feeder Cattle Index**



**Oklahoma City 400-500 lb Steer Price**



**Oklahoma City 500-600 lb Steer Price**



**Oklahoma City 700-800 lb Steer Price**

