

[AMS 2453/LM XB403](#)

DAILY ESTIMATED CUTOUT VALUES

	Choice 600-900#	Select 600-900#	Choice/Select Spread
Current Cutout Values:	383.20	379.80	3.40
Change from prior day:	1.28	(-3.84)	
Primal Rib	526.31	503.33	
Primal Chuck	319.32	326.45	
Primal Round	323.77	325.88	
Primal Loin	517.67	503.20	
Primal Brisket	348.30	344.54	
Primal Short Plate	302.45	302.45	
Primal Flank	226.39	223.35	
			Load Count:
			Total 95
			Choice 62
			Select 15
			Trimming 6
			Grinds 11

Fresh 50% Trimmings 6 Loads @ 181.32

[AMS 2829/NW LS441](#)

USDA BY-PRODUCT DROP VALUE (STEER) - DAILY

13.80 Change: Unch

[AMS 2466/LM CT100](#)

5 AREA WEEKLY ACCUMULATED WEIGHTED AVG CATTLE PRICE

As of 10:00 am	Head Count	Avg Weight	Avg Price
Live Steer	705	1,457	247.93
Live Heifer			
Dressed Steer			
Dressed Heifer			

[AMS 3208/SJ LS710](#)

DAILY CATTLE SLAUGHTER

Today	112,000	
Week Ago	113,000	
Year Ago (act)	121,032	
Week to Date	216,000	
Same Period Last Week	211,000	
Same Period Last Year	233,545	
Previous Day	Steer and Heifer	87,000
	Cow and Bull	17,000

[AMS 3209/SJ LS712](#)

BEEF PRODUCTION	4/11/2026 (Estimate)	Last Week (Estimate)	(Actual)
Slaughter	512,000	533,000	564,000
Live Weights	1476	1478	1438
Dressed Weights	903	903	877
Beef Production (millions of pounds)	461	480	494

[AMS 2825/NW LS410](#)

USDA BEEF CARCASS PRICE EQUIVALENT INDEX VALUE

	Choice 600-900#	Select 600-900#	Dressing percent:	
			Steer	Heifer
Change	0.64	(-1.92)	63.48	63.42

[AMS 2455/LM XB405](#)

USDA NATIONAL CUTTER COW CARCASS CUTOUT

353.55 7.77 90% Lean 458.24

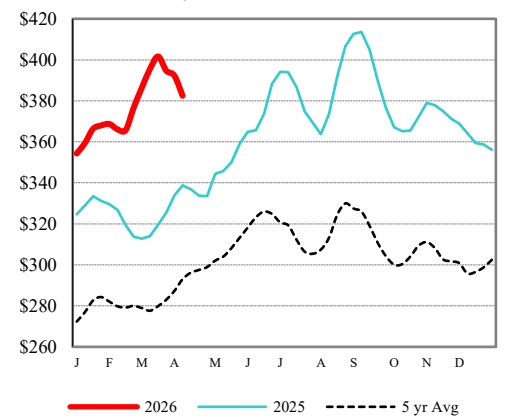
CME LIVE CATTLE

	High	Low	Change	Settle
APR	N/A			
JUN	N/A			
AUG	N/A			

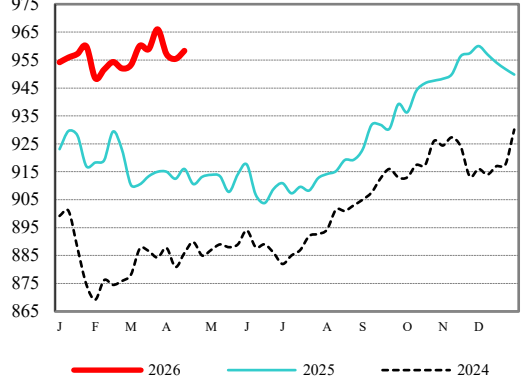
CME FEEDER CATTLE

	High	Low	Change	Settle
APR	N/A			
MAY	N/A			
AUG	N/A			

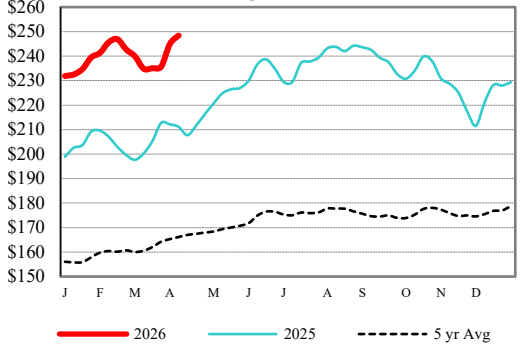
Weekly Choice Cutout



LMR Steer/Heifer Dressed Weights



5 Area Weekly Wtd Avg Steer Price



Weekly Ch/Se Spread

