

# National Weekly Cattle And Beef Summary

Des Moines, Iowa  
For Week Ending:

Mon Apr 13, 2026  
4/10/2026

USDA Livestock, Poultry & Grain Market News

This Week Prior Week Last Year

## LM XB463

### NATIONAL COMPREHENSIVE BOXED BEEF

CUTOUT VALUES	390.15	394.86	336.53
Primal Rib	557.49	571.14	568.29
Primal Chuck	326.31	328.99	263.12
Primal Round	325.10	330.64	274.68
Primal Loin	523.19	528.76	459.10

## WEEKLY COMPREHENSIVE ITEM SUMMARY

Select & Choice Spot Market Loads	480
Comprehensive Loads	3280
CH&SE Percent of the Comprehensive	15%

### LMR Cattle Purchase Type Breakdown

2025	National	5-Area	TX/OK/NM*	KS	NE	IA
<b>Negotiated</b>	17.8	18.2	4.1	7.9	26.5	48.7
<b>Formula</b>	63.3	66.0	87.8	79.3	54.7	20.1
<b>Forward Contract</b>	9.0	5.7	2.0	2.9	7.7	15
<b>Negotiated Grid</b>	9.9	10.1	6.1	9.9	11.1	16.2

\* Includes only Q1-Q3 due to 3/70/20 confidentiality guidelines

[National Weekly Fed Cattle Comprehensive Report](#)

[National Weekly Fed Cattle Comprehensive CSV Report](#)

## LM CT 169

### DIRECT CATTLE PREMIUM AND DISCOUNTS

Prime	10.61	10.61	16.57
Choice	0.00	0.00	0.00
Select	(4.90)	(6.60)	(18.24)
Standard	(20.31)	(22.01)	(32.36)
CAB	5.22	5.22	4.83

## LM CT150

### 5 AREA WEEKLY WEIGHTED CATTLE PRICE

Live Steer	248.38	244.96	207.70
Live Heifer	247.99	245.02	207.18
Dressed Steer	388.44	384.59	327.73
Dressed Heifer	388.29	384.58	327.81

## NW LS441

### USDA BY-PRODUCT DROP VALUE (STEER)

	13.62	12.81	11.79
--	-------	-------	-------

## SJ LS712

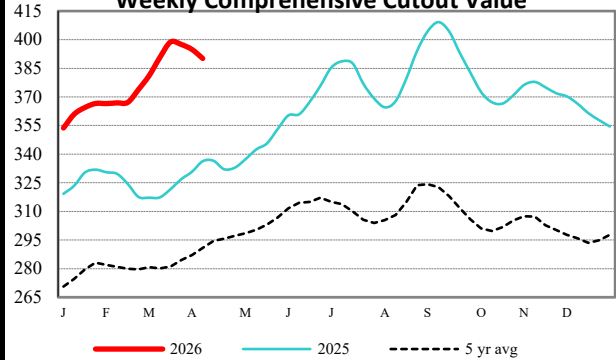
### WEEKLY ESTIMATED BEEF PRODUCTION

4/10/2026	(Estimate)	(Estimate)	(Actual)
Slaughter	512,000	533,000	564,000
Live Weights	1476	1478	1438
Dressed Weights	903	903	877
Beef Production (mil lbs)	461.4	480.4	493.5

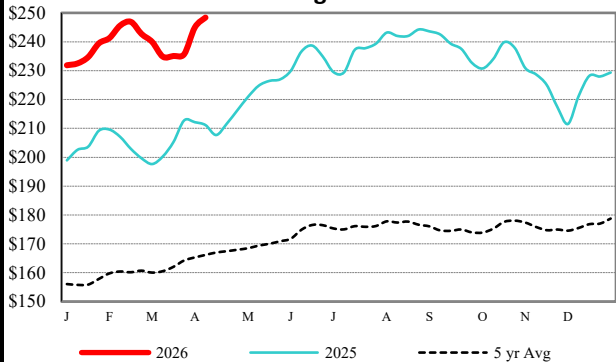
LMR CH & up Grading %, Weights, and Dressing % (Formula, Forward Contract & Grid Net Purchases Based on State of Origin for WE today)

Beef Type Str/Hfr:	Grading	Carcass Wt	Dressing
TX/OK/NM	85.78%	933.1	64.40%
Kansas	88.41%	950.4	64.24%
Nebraska	92.52%	986.6	64.10%
Colorado	89.81%	970.6	64.13%
IA/MN	93.84%	993.8	63.49%
<u>Dairybred Str/Hfr:</u>			
National	84.17%	873.6	60.64%

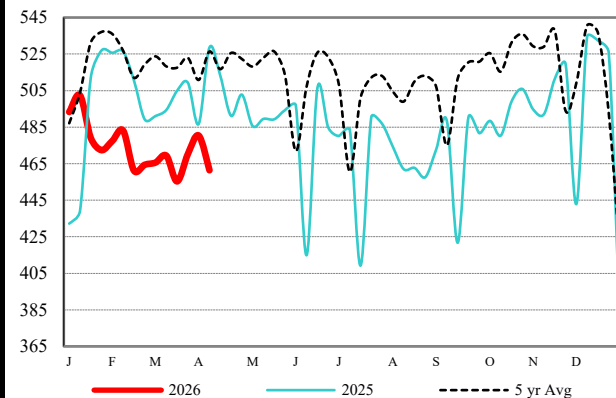
### Weekly Comprehensive Cutout Value



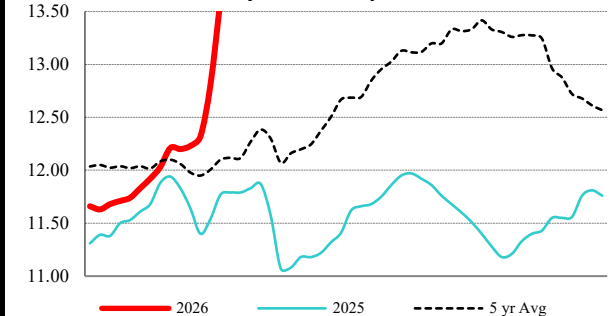
### 5 Area Weekly Wtd Avg Steer Price



### Weekly Beef Production



### Weekly Steer Drop Value



### USDA Livestock, Poultry & Grain Market News

Des Moines, Iowa

Phone: 515-284-4460

Email: [desm.lgmn@usda.gov](mailto:desm.lgmn@usda.gov)

[www.ams.usda.gov/LSMarketNews](http://www.ams.usda.gov/LSMarketNews)