

[AMS 2453/LM XB403](#)

DAILY ESTIMATED CUTOUT VALUES

	Choice <u>600-900#</u>	Select <u>600-900#</u>	Choice/Select Spread	
Current Cutout Values:	381.92	383.64	(1.72)	
Change from prior day:	1.02	2.30		
Primal Rib	540.64	511.91	Load Count: Total 70 Choice 38 Select 6 Trimming 12 Grinds 14	
Primal Chuck	316.85	334.10		
Primal Round	320.11	323.82		
Primal Loin	512.39	510.01		
Primal Brisket	348.19	337.72		
Primal Short Plate	300.54	300.54		
Primal Flank	223.20	225.65		

Fresh 50% Trimmings 12 Loads @ 177.19

[AMS 2829/NW LS441](#)

USDA BY-PRODUCT DROP VALUE (STEER) - DAILY

13.80 **Change:** Unch

[AMS 2466/LM CT100](#)

5 AREA WEEKLY ACCUMULATED WEIGHTED AVG CATTLE PRICE

<i>As of 10:00 am</i>	Head Count	Avg Weight	Avg Price
Live Steer	8,815	1,583	248.38
Live Heifer	6,292	1,405	247.99
Dressed Steer	4,166	1,023	388.44
Dressed Heifer	1,481	894	388.29

[AMS 3208/SJ LS710](#)

DAILY CATTLE SLAUGHTER

Today	107,000			
Week Ago	98,000			
Year Ago (act)	112,513			
Week to Date	107,000			
Same Period Last Week	98,000			
Same Period Last Year	112,513		Friday	Saturday
Previous Day	Steer and Heifer		62,000	3,000
	Cow and Bull		21,000	1,000

[AMS 3209/SJ LS712](#)

BEEF PRODUCTION

	4/11/2026 (Estimate)	Last Week (Estimate)	(Actual)
Slaughter	512,000	533,000	564,000
Live Weights	1476	1478	1438
Dressed Weights	903	903	877
Beef Production (millions of pounds)	461	480	494

[AMS 2825/NW LS410](#)

USDA BEEF CARCASS PRICE EQUIVALENT INDEX VALUE

	Choice <u>600-900#</u>	Select <u>600-900#</u>	Dressing percent:	
			<u>Steer</u>	<u>Heifer</u>
Change	\$370.69	\$367.21	63.48	63.43
	1.79	2.31		

[AMS 2455/LM XB405](#)

USDA NATIONAL CUTTER COW CARCASS CUTOUT

345.78 **(-1.05)** **90% Lean** 444.39

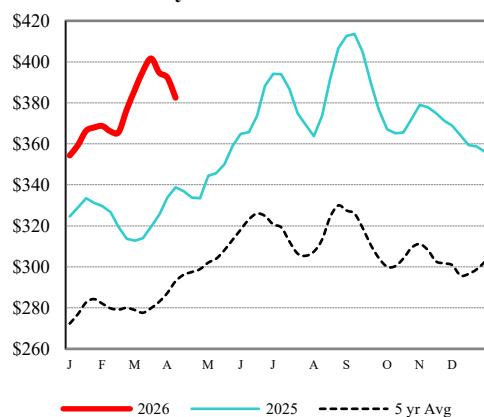
CME LIVE CATTLE

	High	Low	Change	Settle
APR	N/A			
JUN	N/A			
AUG	N/A			

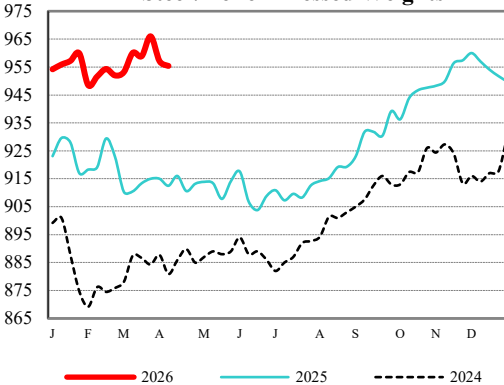
CME FEEDER CATTLE

	High	Low	Change	Settle
APR	N/A			
MAY	N/A			
AUG	N/A			

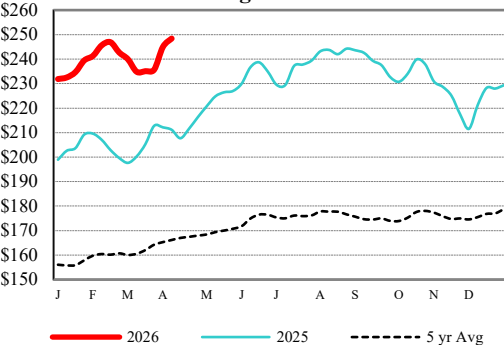
Weekly Choice Cutout



LMR Steer/Heifer Dressed Weights



5 Area Weekly Wtd Avg Steer Price



Weekly Ch/Se Spread

