

AUCTION SUMMARY

AMS 1892		4,908		Thursday	
Farmers and Ranchers Livestock					
Salina, KS					
Feeder Steers	500-600 lbs	480.00-533.00	Feeder Heifers	400-500 lbs	490.00-540.00
Medium &	600-700 lbs	425.00-455.00	Medium &	500-600 lbs	435.00-465.00
Large #1	700-800 lbs	374.50-411.00	Large #1	600-700 lbs	357.00-419.00
	800-900 lbs	350.00-389.00		700-800 lbs	340.00-374.00
	900-1000 lbs	335.00-354.00		800-900 lbs	330.00-343.00

AMS 2099		4,600		Thursday	
Stockman's Livestock					
Dickinson, ND					
Feeder Steers	500-600 lbs	477.00-562.50	Feeder Heifers	400-500 lbs	527.50-575.00
Medium &	600-700 lbs	416.50-489.00	Medium &	500-600 lbs	443.00-495.00
Large #1	700-800 lbs	371.00-430.00	Large #1	600-700 lbs	381.00-448.00
	800-900 lbs	367.00-394.00		700-800 lbs	346.00-382.50
	900-1000 lbs	340.00-350.00		800-900 lbs	324.00-340.00

AMS 2022		4,489		Thursday	
Mitchell Livestock					
Mitchell, SD					
Feeder Steers	500-600 lbs	499.00-555.00	Feeder Heifers	500-600 lbs	405.00-465.00
Medium &	600-700 lbs	422.00-459.00	Medium &	600-700 lbs	372.00-456.00
Large #1	700-800 lbs	358.00-395.00	Large #1	700-800 lbs	336.00-375.00
	800-900 lbs	347.00-376.00		800-900 lbs	319.00-344.00
	900-1000 lbs	319.00-352.50		900-1000 lbs	292.50-317.50

CHICAGO MERCANTILE EXCHANGE LIVESTOCK FUTURES SETTLEMENTS Friday

<u>Live Cattle</u>			<u>Feeder Cattle</u>		
		<u>Change</u>			<u>Change</u>
Apr	251.775	2.000	Apr	374.150	1.625
Jun	249.200	2.000	May	372.350	1.925
Aug	244.750	1.400	Aug	372.450	2.325

CHICAGO BOARD OF TRADE GRAIN FUTURES SETTLEMENTS Friday

<u>Corn</u>			<u>Soybeans</u>		
		<u>Change</u>			<u>Change</u>
May	4.4100	(0.0300)	May	11.7575	0.1050
Jul	4.5125	(0.0375)	Jul	11.9125	0.1025
Sep	4.5625	(0.0300)	Aug	11.8250	0.0675

KANSAS CITY BOARD OF TRADE		<u>Wheat</u>		<u>Change</u>
		May	5.9075	0.0025
		Jul	6.0500	0.0075
		Sep	6.1825	0.0200

[AMS 2466](#) Friday

5 AREA WKLY ACCUMULATED WTD AVG SLAUGHTER CATTLE PRICE

	<u>Head Count</u>	<u>Avg Weight</u>	<u>Avg Price</u>
Live Steer	405	1,417	245.58
Live Heifer	1,043	1,327	245.53

Dressed Steer
Dressed Heifer

[AMS 2453](#) Friday

DAILY ESTIMATED BOXED BEEF CUTOUT VALUES

<u>Choice</u>	<u>Select</u>	<u>Choice Cuts</u>	56 loads
<u>600-900#</u>	<u>600-900#</u>	<u>Select Cuts</u>	5 loads
380.90	381.34	<u>Trimming</u>	5 loads
(0.19)	(0.23)	<u>Grinds</u>	18 loads

[AMS 3208](#) Thursday

ESTD DAILY CATTLE SLAUGHTER

Friday	83,000	Sat. 4000
Week Ago (est)	96,000	8,000
Year Ago (act)	95,000	5,000
Wk to date (est)	508,000	512,000
Last Week (est)	525,000	533,000
Last Year (est)	559,000	564,000

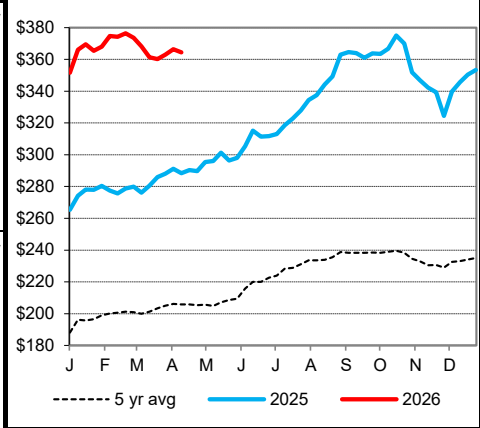
Previous Day Estimated: Steer and Heifer 84,000 Thursday
Cow and Bull 21,000

[AMS 1909](#) Thursday

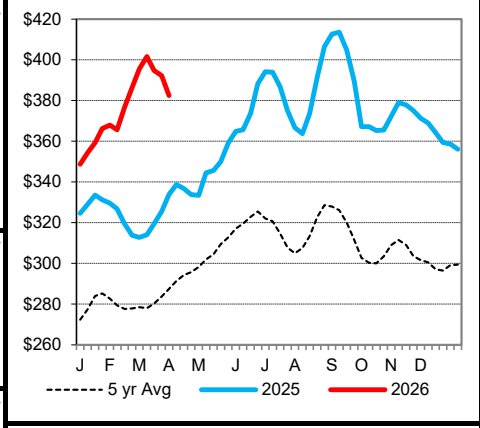
New Holland Livestock New Holland, PA

	<u>Pct Lean</u>	<u>Price</u>
Breaking	75-80	168.00-188.00
Boning	80-85	151.00-179.00
Lean	85-90	128.00-154.00

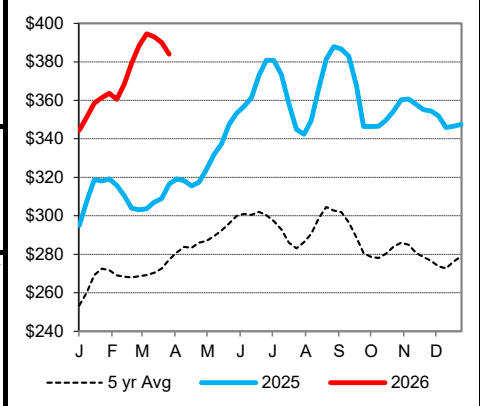
CME Feeder Cattle Index



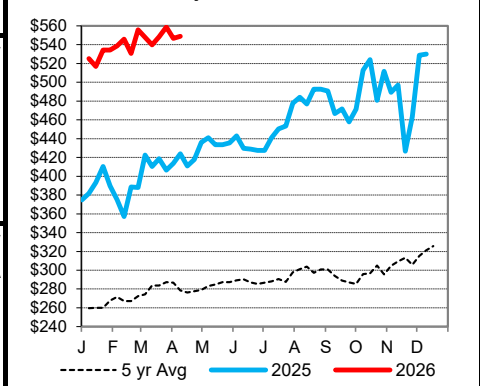
Weekly Choice Cutout



Weekly Select Cutout



Oklahoma City 400-500 lb Steer Price



St. Joseph, Missouri

Phone: 816-676-7000

Email: stjoe.lpgmn@usda.gov

<http://www.ams.usda.gov/LSMarketNews>