

[AMS 2453/LM XB403](#)

DAILY ESTIMATED CUTOUT VALUES

	Choice 600-900#	Select 600-900#	Choice/Select Spread (0.44)
Current Cutout Values:	380.90	381.34	
Change from prior day:	(-0.19)	(-0.23)	
Primal Rib	531.88	516.63	
Primal Chuck	317.93	323.48	
Primal Round	319.64	323.51	
Primal Loin	510.63	510.15	
Primal Brisket	346.22	338.84	
Primal Short Plate	304.79	304.79	
Primal Flank	221.22	225.42	
			<b>Load Count:</b>
			Total 84
			Choice 56
			Select 5
			Trimming 5
			Grinds 18

Fresh 50% Trimmings 5 Loads @ 186.05

[AMS 2829/NW LS441](#)

USDA BY-PRODUCT DROP VALUE (STEER) - DAILY

13.80 Change: 0.25

[AMS 2466/LM CT100](#)

5 AREA WEEKLY ACCUMULATED WEIGHTED AVG CATTLE PRICE

As of 10:00 am

	Head Count	Avg Weight	Avg Price
Live Steer	405	1,417	245.58
Live Heifer	1,043	1,327	245.53
Dressed Steer			
Dressed Heifer			

[AMS 3208/SJ LS710](#)

DAILY CATTLE SLAUGHTER

	Friday	Saturday
Today	83,000	4,000
Week Ago	96,000	8,000
Year Ago (act)	94,976	5,046
Week to Date	508,000	512,000
Same Period Last Week	525,000	533,000
Same Period Last Year	558,926	563,972
Previous Day	Steer and Heifer 84,000 Cow and Bull 21,000	

[AMS 3209/SJ LS712](#)

BEEF PRODUCTION	4/11/2026 (Estimate)	Last Week (Estimate)	(Actual)
Slaughter	512,000	533,000	564,000
Live Weights	1476	1478	1438
Dressed Weights	903	903	877
Beef Production (millions of pounds)	461	480	494

[AMS 2825/NW LS410](#)

USDA BEEF CARCASS PRICE EQUIVALENT INDEX VALUE

	Choice 600-900#	Select 600-900#	Dressing percent:	
			Steer	Heifer
	\$368.90	\$364.90	63.45	63.40
Change	0.20	0.18		

[AMS 2455/LM XB405](#)

USDA NATIONAL CUTTER COW CARCASS CUTOUT

346.83 (-6.48) 90% Lean 445.65

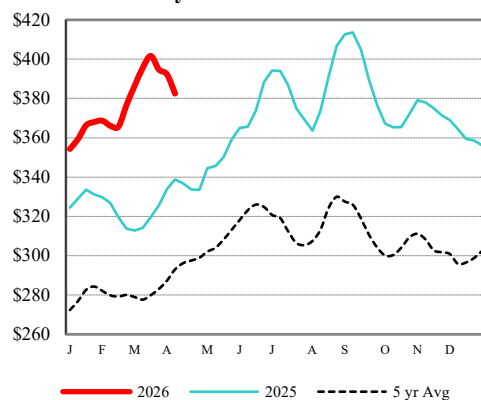
CME LIVE CATTLE

	High	Low	Change	Settle
APR	N/A			
JUN	N/A			
AUG	N/A			

CME FEEDER CATTLE

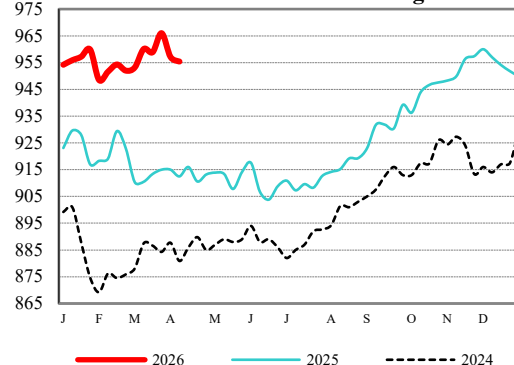
	High	Low	Change	Settle
APR	N/A			
MAY	N/A			
AUG	N/A			

Weekly Choice Cutout



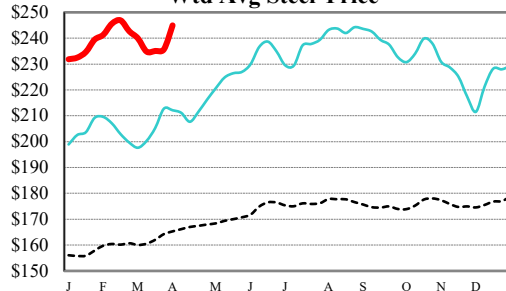
— 2026 — 2025 - - - - 5 yr Avg

LMR Steer/Heifer Dressed Weights



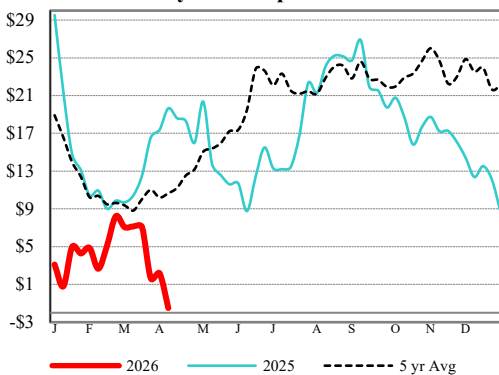
— 2026 — 2025 - - - - 2024

5 Area Weekly Wtd Avg Steer Price



— 2026 — 2025 - - - - 5 yr Avg

Weekly Ch/Se Spread



— 2026 — 2025 - - - - 5 yr Avg