



## Advertised Prices for Specialty Crops Products at Major Retail Grocery Store Outlets ending during the period of 4/4/2026 to 4/16/2026

The information contained in this report reflects prices advertised by major grocery retailers to consumers through circulars and digital promotions and gathered by USDA through a weekly survey.

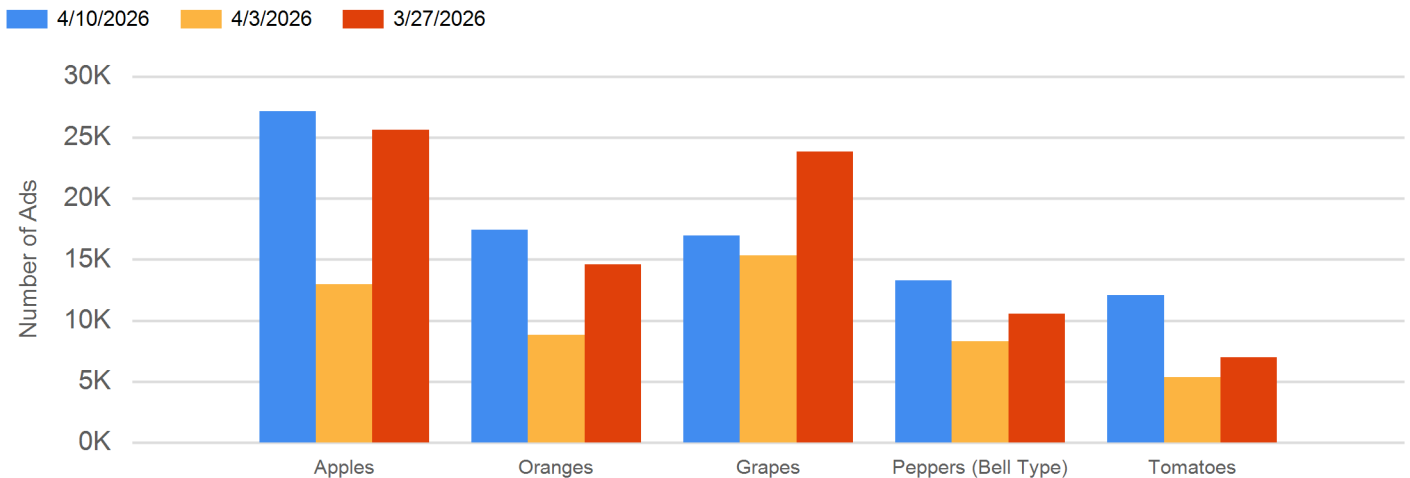
### Warmer Days, Cooler Prices

Temperatures are warming up across the country this week, spurring shoppers to look for deals on fresh and healthy fare. Apples and pears were well-advertised as supplies remain plentiful and imported stone fruit exits the market. Standbys like grapes, avocados, and berries complemented a wide array of citrus, including dekopon, tangelos, lemons, and limes. Ads for colored bell peppers, cucumbers, and tomatoes were more prominent than asparagus in many flyers due to lighter asparagus availability. Mushrooms and packaged salads were popular. Onions and potatoes were not featured as often as in recent weeks.

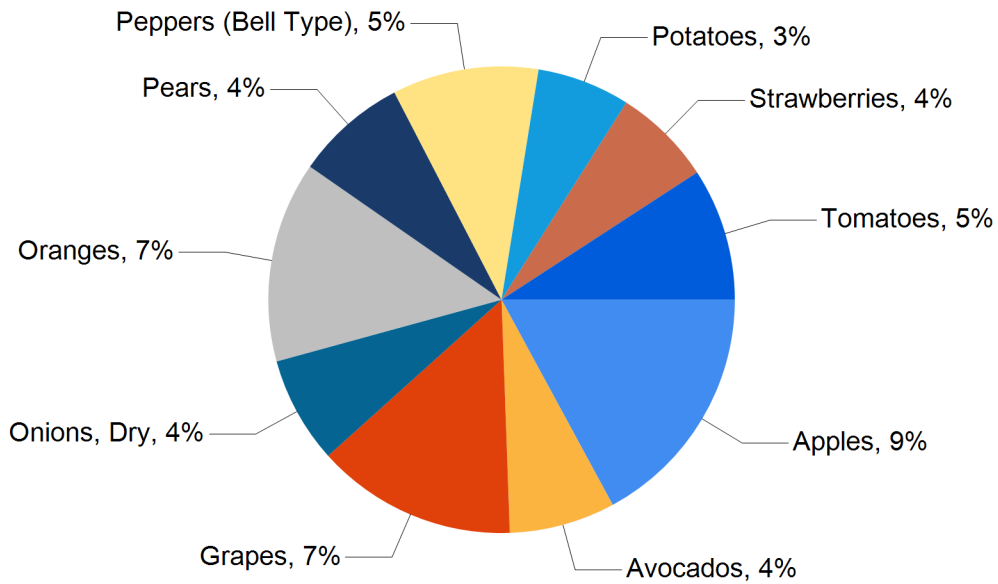
Total ad numbers this week were 262,308, a 10% decrease from last week's total of 290,475. The total for the same week last year was 14% higher at 262,308. The total number of ads broken out by commodity groups: fruit 154,615 (59%), onions and potatoes 19,745 (8%), vegetables 81,422 (31%), herbs 2,382, ornamentals 2,296, hemp 2,740, and honey 1,490. The number of ads for organic produce was 31,998, 12% of total ads.

The following are the prices of major advertised items (3,000 plus ads) this week, compared to the same week last year. Significant increases in price for fruit this week included lemons (2 lb. bag) at 15% and Granny Smith apples (per lb.) at 11%. Significant decreases included Bosc pears (per lb.) at 20%, tangerines (3 lb. bag) at 13%, and avocados (each) at 10%. There were no significant changes in price for potatoes and onions this week. Significant increases in price for vegetables this week included on-the-vine tomatoes at 43% and long seedless cucumbers at 20%. There were no significant decreases.

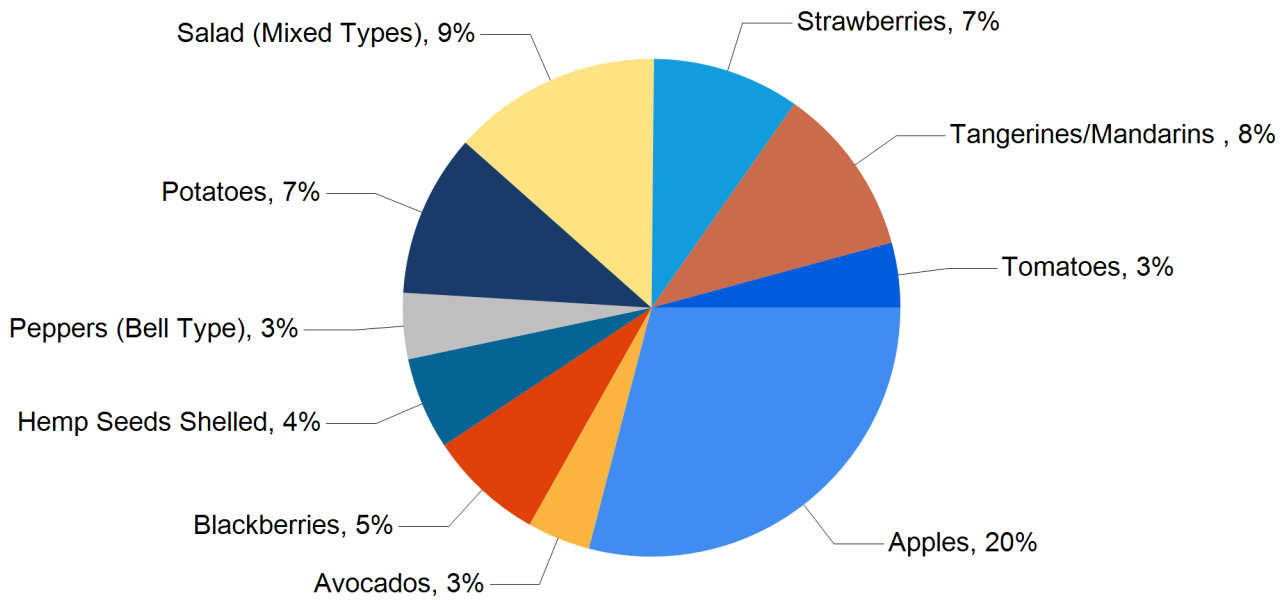
### Top 5 Commodities Featured This Week



### Top 10 Commodities as Percentage of Total Conventional Ads

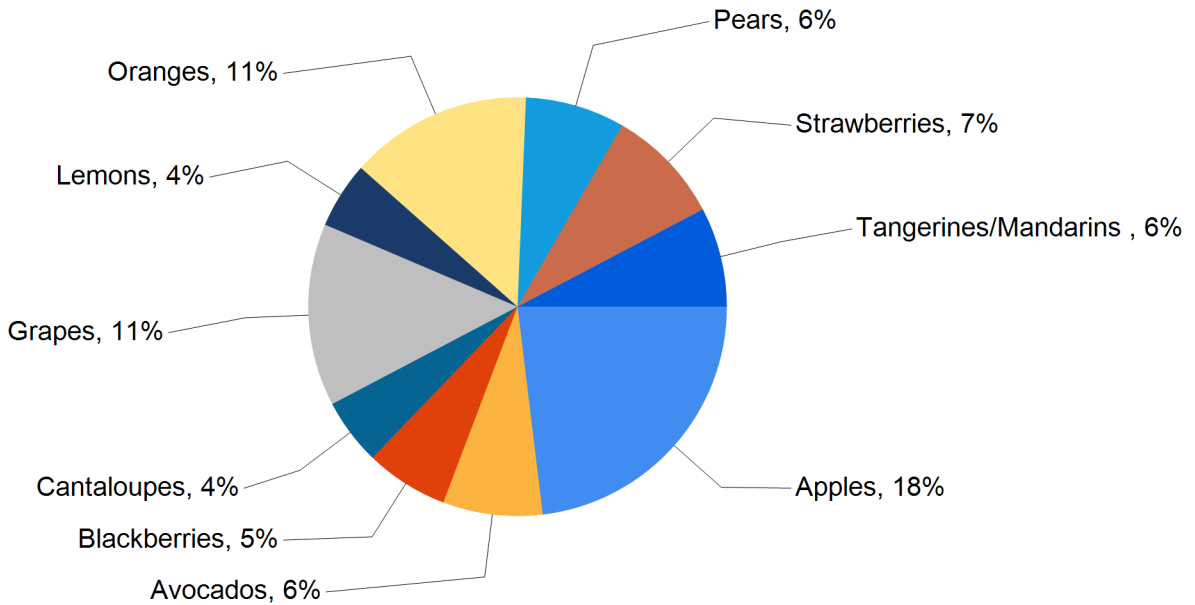


### Top 10 Commodities as Percentage of Total Organic Ads

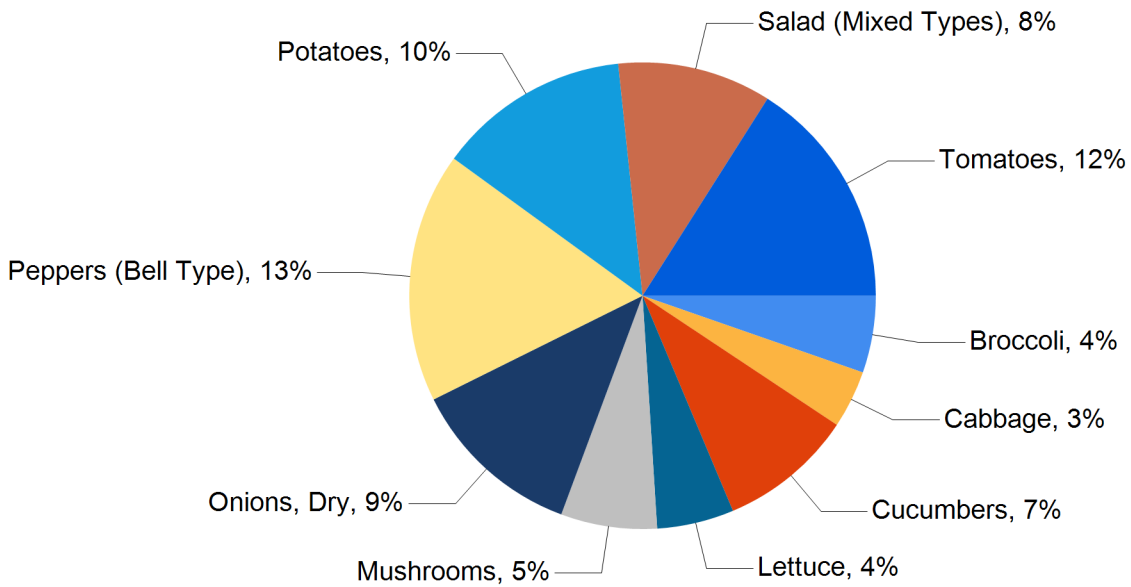


Wtd Avg - Simple weighted average

Top 10 Fruits as Percentage of Total Fruit Ads



Top 10 Vegetables as Percentage of Total Vegetable Ads Including Onions and Potatoes



Wtd Avg - Simple weighted average



## NATIONAL CONVENTIONAL SUMMARY

(not including AK & HI)

Fruit								
Commodity	Variety	Unit	THIS WEEK		LAST WEEK		LAST YEAR	
			Number of Ads	Wtd Avg Price	Number of Ads	Wtd Avg Price	Number of Ads	Wtd Avg Price
Apple Pears		per lb	40	2.99			46	2.66
Apples	Ambrosia	per lb	424	1.45	183	1.99	396	1.88
Apples	COSMIC CRISP	2 lb bag	238	3.77			2,347	2.72
Apples	COSMIC CRISP	each	413	0.44				
Apples	COSMIC CRISP	per lb	3,634	1.54	669	1.86	3,370	1.58
Apples	Envy	2 lb bag	275	2.99	188	3.99	252	3.99
Apples	Envy	per lb	2,766	1.85	435	2.57	771	1.83
Apples	Fuji	2 lb bag	61	2.90				
Apples	Fuji	3 lb bag	222	3.83	382	3.35	403	3.59
Apples	Fuji	per lb	2,233	1.56	260	1.85	2,201	1.52
Apples	Gala/Royal Gala	2 lb bag	34	2.99	144	2.50	19	2.01
Apples	Gala/Royal Gala	3 lb bag	209	4.18	628	3.16	1,901	3.81
Apples	Gala/Royal Gala	5 lb bag	183	5.99	183	5.99	59	4.99
Apples	Gala/Royal Gala	each	65	0.25	65	0.33		
Apples	Gala/Royal Gala	per lb	694	1.93	236	1.50	2,368	1.69
Apples	Golden Delicious	2 lb bag	27	2.79				
Apples	Golden Delicious	3 lb bag	57	3.48	383	2.79	127	3.04
Apples	Golden Delicious	per lb	67	1.41	78	0.99	293	1.49
Apples	Granny Smith	3 lb bag	180	4.70	1,095	3.97	693	4.03
Apples	Granny Smith	per lb	3,181	1.72	1,154	1.54	2,398	1.55
Apples	Honeycrisp	per lb	854	2.23	1,306	2.77	1,068	2.80
Apples	Jazz	per lb	81	0.98	81	1.28		
Apples	OPAL	per lb	141	0.82				
Apples	Pink Lady/Cripps Pink	3 lb bag	106	4.49	348	3.99	120	2.94
Apples	Pink Lady/Cripps Pink	per lb	3,837	1.45	319	1.26	1,140	1.37
Apples	Red Delicious	2 lb bag	61	2.90	107	2.50	27	1.99
Apples	Red Delicious	3 lb bag	162	3.45	645	2.81	793	3.73
Apples	Red Delicious	5 lb bag	455	6.29	183	5.99	70	4.45
Apples	Red Delicious	per lb	127	1.53	263	1.30	1,107	1.33
Apples, Processed	Juice	128 oz (1 gallon)	38	7.49			38	6.99
Apples, Processed	Juice	64 oz (1/2 gallon)	2,755	2.95	4,275	2.83	3,339	2.99
Apples, Processed	Juice	96 oz (3/4 gallon)	261	4.07	241	3.99	31	3.77
Apples, Processed	Juice Marked Cider	128 oz (1 gallon)	183	6.99	183	6.99		
Apples, Processed	Juice Marked Cider	64 oz (1/2 gallon)	107	2.00	96	2.50	287	3.28
Apples, Processed	Juice Marked Cider	96 oz (3/4 gallon)	61	4.49				
Avocados	Hass	3 count mesh bags	90	3.29				

Wtd Avg - Simple weighted average



Weekly Grocery Store Specialty Crops Feature Activity  
Friday, April 10, 2026 - Page 5

Commodity	Variety	Unit	THIS WEEK		LAST WEEK		LAST YEAR	
			Number of Ads	Wtd Avg Price	Number of Ads	Wtd Avg Price	Number of Ads	Wtd Avg Price
Avocados	Hass	4 count mesh bags	441	3.45	222	3.08		
Avocados	Hass	5 count mesh bags	361	3.61	425	2.99		
Avocados	Hass	each	3,921	1.06	3,363	1.09	2,229	1.19
Avocados	Hass-Marked Extra Large	3 count mesh bags	358	4.58	74	4.99		
Avocados	Hass-Marked Extra Large	4 count mesh bags	322	4.99				
Avocados	Hass-Marked Extra Large	each	628	1.46	679	1.72		
Avocados	Hass-Marked Large	each	1,182	1.27	1,632	1.39	214	1.79
Avocados	Hass-Marked Medium	each	686	1.09	367	1.27	780	1.42
Avocados	Hass-Marked Small	each	302	0.47	111	0.28	676	0.70
Avocados	Various Greenskin Varieties	each	643	2.19			190	2.50
Bananas		per lb	600	0.58	505	0.61	844	0.56
Blackberries		1 pint (11-12 oz cntr w/ lid)	690	4.99	420	3.99	356	5.36
Blackberries		5.6-6 oz package	4,766	2.82	4,280	2.41	5,392	2.97
Blueberries		1 pint (11-12 oz cntr w/ lid)	203	3.94	183	3.99	2,027	3.28
Blueberries		6 oz package	292	3.80	26	3.99	669	3.74
Blueberries		9.8 oz package	774	5.23	581	5.31		
Cantaloupes		each	5,919	2.56	4,064	2.99	6,103	2.82
Cantaloupes		per lb	198	0.55	395	0.67	759	0.71
Clementines		2 lb bag	130	2.99	520	3.44	874	3.34
Clementines		3 lb bag	579	4.28	669	5.30	1,133	4.85
Coconut	DRY	each	74	2.13				
Coconut	YOUNG TYPE	each	88	2.76	22	1.99		
Dekopon (Shiranui)		each	228	3.30	1,560	2.54	27	3.99
Dekopon (Shiranui)		per lb	2,932	3.48	2,685	3.74	1,263	3.56
Grapefruit	RED	5 lb bag	394	4.89	94	6.00	61	5.99
Grapefruit	RED	each	2,389	1.23	489	1.50	885	1.13
Grapefruit	RED	per lb	212	1.90			15	0.53
Grapes	Black Seedless	per lb	2,150	2.21	1,843	2.49	3,736	2.46
Grapes	Red Globe Seeded Type	per lb	183	2.99	183	2.99	37	2.05
Grapes	Red Seedless	2 lb container with lid	290	5.25	183	5.99		
Grapes	Red Seedless	per lb	7,812	2.36	8,381	2.50	11,832	2.39
Grapes	White Seedless Type	2 lb container with lid	183	5.99	183	5.99		
Grapes	White Seedless Type	per lb	6,149	2.80	4,582	3.30	8,458	2.73
Honeydews		each	1,016	4.01	184	3.45	1,369	3.94
Kiwifruit	Hayward	1-lb containers with lids	233	4.03	25	2.50		
Kiwifruit	Hayward	2-lb containers with lids	20	5.99			21	4.99
Lemons		1 lb bag	81	2.87	21	2.50	179	2.50
Lemons		2 lb bag	3,659	4.17	1,201	3.56	4,821	3.62
Lemons		5 lb bag	183	5.99	183	5.99		

Wtd Avg - Simple weighted average



Weekly Grocery Store Specialty Crops Feature Activity  
Friday, April 10, 2026 - Page 6

Commodity	Variety	Unit	THIS WEEK		LAST WEEK		LAST YEAR	
			Number of Ads	Wtd Avg Price	Number of Ads	Wtd Avg Price	Number of Ads	Wtd Avg Price
Lemons		each	1,158	0.53	2,103	0.63	2,435	0.68
Lemons		per lb	184	0.80	335	0.59	202	0.71
Limes		2 pound bags	2,500	4.51	183	3.99		
Limes		each	807	0.66	960	0.61	744	0.49
Mangoes	Round Varieties	each	2,733	1.15	1,178	1.55	3,668	1.20
Mangoes	Round Varieties Marked Extra Large	each	245	1.79	87	1.99	39	2.05
Mangoes	Round Varieties Marked Large	each	746	1.29	602	1.42	592	1.16
Mangoes	Round Varieties Marked Medium	each	80	1.25				
Mangoes	Yellow Varieties	each	661	0.95	695	1.25	1,648	0.88
Mangoes	Yellow Varieties Marked Large	each	298	0.99			11	0.99
Oranges	Blood Orange	3 lb bag	126	4.49				
Oranges	Blood Orange	each	243	1.19	183	1.25		
Oranges	Blood Orange	per lb	61	1.77	122	1.69		
Oranges	Navel	3 lb bag	750	4.41	119	4.70	2,996	3.49
Oranges	Navel	4 lb bag	1,411	4.84	1,286	4.33	1,963	3.64
Oranges	Navel	8 lb bag	2,591	6.93	183	8.99	3,677	7.37
Oranges	Navel	each	3,954	0.97	1,104	1.02	4,139	0.98
Oranges	Navel	per lb	2,323	1.18	2,159	1.37	2,822	1.40
Oranges	Navel, Cara Cara	3 lb bag	1,294	4.27	1,695	4.82	5,004	3.51
Oranges	Navel, Cara Cara	each	2,601	0.99	486	1.10	2,153	1.00
Oranges	Navel, Cara Cara	per lb	1,490	1.62	239	1.88	911	1.49
Oranges	Valencia	4 lb bag	37	5.99				
Papaya	Maradol/Tainung Types	per lb	886	1.10	715	1.01	918	1.23
Pears	Bartlett	each	162	1.00				
Pears	Bartlett	per lb	1,419	1.67	2,153	1.94	2,353	1.64
Pears	Bosc	each	227	0.81	65	0.33		
Pears	Bosc	per lb	3,091	1.59	945	1.91	136	1.99
Pears	D'Anjou	each	227	0.81	65	0.33		
Pears	D'Anjou	per lb	2,181	1.65	620	1.91	1,950	1.86
Pears	RED TYPE	each	162	1.00				
Pears	RED TYPE	per lb	1,973	1.63	65	1.99		
Pineapples		each	1,365	3.34	9,386	2.48	2,573	2.99
Pineapples		per lb	116	0.74	747	1.15	223	0.90
Plantains		per lb	97	0.88	348	0.81		
Plums		per lb	1,398	3.38	470	2.58	194	3.48
Raspberries		1 pint (11-12 oz cntr w/ lid)	435	4.99	527	3.99	131	5.99
Raspberries		6 oz package	3,920	2.95	3,975	2.59	1,885	3.17
Strawberries		1 lb package	5,922	2.93	10,742	2.85	7,377	3.08
Strawberries		2 lb package	2,431	5.13	3,564	4.50	1,030	5.11
Tangelos		3 lb bag	363	4.35	2,296	4.85	700	3.80
Tangelos		each	616	1.22	366	1.00	32	1.00
Tangelos		per lb	146	0.84	237	1.20	154	1.49
Tangerines/Mandarins		2 lb bag	643	3.78	602	3.35	722	4.20

Wtd Avg - Simple weighted average



Commodity	Variety	Unit	THIS WEEK		LAST WEEK		LAST YEAR	
			Number of Ads	Wtd Avg Price	Number of Ads	Wtd Avg Price	Number of Ads	Wtd Avg Price
Tangerines/Mandarins		3 lb bag	3,946	3.82	6,215	4.01	4,243	4.41
Tangerines/Mandarins		5 lb package	2,382	7.14	773	7.44	2,399	7.21
Tangerines/Mandarins		per lb	123	1.66	341	2.84	215	1.40
Watermelons	Red Flesh Seedless Miniature	each	721	4.49	686	3.87	1,196	4.48
Watermelons	Red Flesh Seedless Type	each	107	5.00	210	5.44	169	9.00
Watermelons	Red Flesh Seedless Type	per lb	61	0.49	42	0.79	92	0.50

**Potatoes & Onions**

Commodity	Variety	Unit	THIS WEEK		LAST WEEK		LAST YEAR	
			Number of Ads	Wtd Avg Price	Number of Ads	Wtd Avg Price	Number of Ads	Wtd Avg Price
Onions, Dry	RED	2 lb bag	102	2.36	29	2.00	509	2.80
Onions, Dry	RED	3 lb bag	75	2.50				
Onions, Dry	RED	per lb	896	1.41	310	1.92	288	1.20
Onions, Dry	WHITE	2 lb bag	73	2.50			612	2.57
Onions, Dry	WHITE	3 lb bag	1,230	3.50	1,230	3.58	14	2.49
Onions, Dry	WHITE	per lb	1,353	1.03	183	2.29	766	0.97
Onions, Dry	YELLOW	2 lb bag	292	1.41	337	1.99	398	1.59
Onions, Dry	YELLOW	3 lb bag	2,757	2.71	3,755	2.53	3,135	2.68
Onions, Dry	YELLOW	per lb	505	0.78	945	0.67	1,522	0.88
Onions, Dry	YELLOW MARKED SWEET	2 lb bag	103	2.89			14	2.49
Onions, Dry	YELLOW MARKED SWEET	3 lb bag	35	3.49	193	3.33	919	3.33
Onions, Dry	YELLOW MARKED SWEET	5 lb bag	245	4.99				
Onions, Dry	YELLOW MARKED SWEET	per lb	1,308	1.33	1,176	1.21	1,964	1.28
Potatoes	FINGERLING	24 oz bag	107	4.99				
Potatoes	MIXED COLORS	24 oz bag	166	4.46	64	3.99		
Potatoes	MIXED COLORS	3 lb bag	74	5.00	322	3.99		
Potatoes	ROUND RED	24 oz bag	423	3.70	249	3.99		
Potatoes	ROUND RED	3 lb bag	74	5.00	405	2.52	216	2.84
Potatoes	ROUND RED	4 lb bag	31	1.98				
Potatoes	ROUND RED	5 lb bag	827	3.13	1,945	3.88	2,894	4.22
Potatoes	ROUND RED	per lb	232	1.02	644	1.19	404	1.24
Potatoes	ROUND WHITE	15 lb bag	21	4.99				
Potatoes	ROUND WHITE	24 oz bag	74	2.49				
Potatoes	ROUND WHITE	5 lb bag	190	2.99	468	4.18	203	3.02
Potatoes	ROUND WHITE	per lb	42	0.99	42	0.99	377	1.83
Potatoes	RUSSET	10 lb bag	742	3.53	3,075	3.18	749	3.65
Potatoes	RUSSET	4 lb bag	26	1.48	57	1.72		
Potatoes	RUSSET	5 lb bag	2,416	2.35	6,062	2.74	3,804	2.50
Potatoes	RUSSET	8 lb bag	389	4.90	1,025	3.89	922	3.75
Potatoes	RUSSET	per lb	757	0.80	863	0.94	1,555	0.84
Potatoes	YELLOW TYPE	24 oz bag	423	3.70	64	3.99		
Potatoes	YELLOW TYPE	3 lb bag	60	3.50	121	3.19	255	3.03
Potatoes	YELLOW TYPE	5 lb bag	664	3.26	1,838	4.07	1,517	4.53

Wtd Avg - Simple weighted average



Weekly Grocery Store Specialty Crops Feature Activity  
Friday, April 10, 2026 - Page 8

Commodity	Variety	Unit	THIS WEEK		LAST WEEK		LAST YEAR	
			Number of Ads	Wtd Avg Price	Number of Ads	Wtd Avg Price	Number of Ads	Wtd Avg Price
Potatoes	YELLOW TYPE	per lb	86	0.84	557	1.18	355	1.23
<b>Vegetables</b>								
Commodity	Variety	Unit	THIS WEEK		LAST WEEK		LAST YEAR	
			Number of Ads	Wtd Avg Price	Number of Ads	Wtd Avg Price	Number of Ads	Wtd Avg Price
Artichokes		each	169	2.99	312	2.90	117	2.40
Asparagus	GREEN	per lb	629	4.67	11,222	2.61	5,086	2.88
Beans	ROUND GREEN TYPE	12 oz bag	40	3.35	3,258	2.84	817	2.54
Beans	ROUND GREEN TYPE	per lb	32	1.99	1,685	2.14	710	1.80
Beets		per bunch	359	3.39	317	3.99	386	3.91
Beets		per lb	110	1.13	55	0.99	98	0.94
Bok Choy		per lb	150	1.49			46	1.12
Bok Choy	BABY BOK CHOY	per lb	40	1.29	40	1.29		
Broccoli		per bunch	1,261	2.96	1,376	2.95	1,446	2.76
Broccoli		per lb	180	1.45	473	1.79	125	1.23
Broccoli	CROWN CUT	per lb	2,109	1.94	1,780	1.72	4,414	1.84
Brussels Sprouts		1 lb bag	137	4.00	3,960	2.29		
Brussels Sprouts		12 oz bag	131	3.40	395	2.58	389	2.91
Brussels Sprouts		per lb	474	2.51	2,318	2.14	627	1.96
Cabbage	ROUND GREEN TYPE	per lb	2,817	0.69	2,044	0.62	2,987	0.61
Cactus Leaf (Nopales)		1-1.5 lb bags	65	2.49	223	2.93		
Carrots		1 lb bag	281	1.04	22	0.99	463	1.25
Carrots		2 lb bag	265	2.01	745	1.70	884	2.02
Carrots		per lb	103	0.97	222	0.93	380	0.65
Carrots	BABY PEELED	1 lb bag	816	1.21	961	1.42	1,142	1.52
Carrots	BABY PEELED	2 lb bag	908	2.54	1,158	2.50	1,206	2.50
Carrots	Baby Peeled Type Marked Small	12 oz bag	61	1.67				
Cauliflower		each	1,134	3.31	382	2.51	789	2.87
Cauliflower		per lb	180	1.45	290	1.52	377	1.52
Celery		each	846	1.48	3,008	1.74	4,229	1.66
Celery		per lb	36	0.99	509	2.01	147	0.91
Celery	HEARTS	per package	534	3.03	265	2.95	227	2.90
Chayote		each	190	0.67			64	0.67
Chinese Cabbage		per lb	129	1.49			32	0.79
Cilantro		per bunch	1,837	1.16	543	0.51	697	0.44
Collards		per bunch	47	1.27	2,332	2.07	252	1.27
Collards		per lb	57	1.49	345	1.14	270	1.06
Corn-Sweet		each	183	0.92	418	0.74	4,027	0.53
Corn-Sweet		trays 4-5 ears film wrapped	183	5.00	324	5.21	621	4.26
Cucumbers		each	772	0.86	776	0.66	2,022	0.71
Cucumbers	LONG SEEDLESS - Greenhouse	each	4,186	1.52	2,544	1.88	2,147	1.27
Cucumbers	PERSIAN - Greenhouse	12-14 oz trays filmwrapped	122	2.18	164	2.06		

Wtd Avg - Simple weighted average



Weekly Grocery Store Specialty Crops Feature Activity  
Friday, April 10, 2026 - Page 9

Commodity	Variety	Unit	THIS WEEK		LAST WEEK		LAST YEAR	
			Number of Ads	Wtd Avg Price	Number of Ads	Wtd Avg Price	Number of Ads	Wtd Avg Price
Cucumbers	PERSIAN - Greenhouse	16 oz bag	382	3.51	295	2.63		
Cucumbers	PERSIAN - Greenhouse	32 oz bag	183	5.00	183	5.00		
Cucumbers	PERSIAN - Greenhouse	5-6 ct trays filmwrapped	573	2.98	81	2.97		
Cucumbers	Pickles-Kirby Type	per lb	22	0.79	65	2.49		
Curly Parsley		per bunch	252	1.50	406	1.44		
Eggplant		each	146	2.49			130	2.01
Eggplant		per lb	280	1.82	77	1.73	734	1.16
Garlic		per sleeve	311	2.31	265	1.99	82	1.89
Jalapeno Peppers		per lb	1,274	1.50	1,273	1.48	2,287	1.22
Jicama		per lb	240	0.84	348	0.85		
Kale		per bunch	187	1.98	38	1.59	165	2.55
Kale		per lb	57	1.49	136	0.99	270	1.06
Lettuce	Boston - Greenhouse	4 oz containers with lid	20	2.50				
Lettuce	Green Leaf	each	273	1.76	137	1.97	323	1.27
Lettuce	Iceberg	each	1,410	1.51	780	1.41	2,115	1.58
Lettuce	Red Leaf - Greenhouse	each	61	1.50				
Lettuce	Red Leaf	each	244	1.79	105	2.11	313	1.30
Lettuce	Romaine	each	388	2.11	38	2.29	156	1.35
Lettuce	Romaine (Hearts)	3 count	1,210	3.12	130	3.39	830	2.67
Mixed Mini Sweet Peppers		1 lb package	1,655	2.83	408	3.59	765	3.11
Mushrooms	CREMINI	8 oz package	2,643	2.02	2,264	2.27	1,203	2.42
Mushrooms	CREMINI	per lb	32	5.99	44	3.51	31	4.25
Mushrooms	PORTOBELLA	6 oz package	32	1.49	22	2.99	32	1.99
Mushrooms	WHITE	1 lb package	46	3.29	106	3.69		
Mushrooms	WHITE	6 oz package	120	1.38			8	2.00
Mushrooms	WHITE	8 oz package	2,245	1.52	1,317	1.96	1,995	2.23
Mustard		per bunch	47	1.27	1,598	1.85	245	1.29
Onions, Green		per bunch	444	0.87	526	0.81	913	0.60
Onions, Green	BULB TYPE	per bunch	22	0.50	257	0.76		
Peppers (Bell Type)	ASSORTED COLORS	3 count filmbag	4,163	4.12	811	3.85		
Peppers (Bell Type)	GREEN	each	85	0.72	247	0.68	1,711	0.88
Peppers (Bell Type)	ORANGE - Greenhouse	each	228	1.53	356	1.05	98	1.18
Peppers (Bell Type)	ORANGE	each	2,092	1.38	1,646	1.33	1,500	1.30
Peppers (Bell Type)	ORANGE	per lb	342	3.08	355	2.96	478	2.94
Peppers (Bell Type)	RED - Greenhouse	each	228	1.53	356	1.05	98	1.18
Peppers (Bell Type)	RED	each	2,195	1.36	1,646	1.33	2,011	1.25
Peppers (Bell Type)	RED	per lb	342	3.08	427	2.97	904	2.49
Peppers (Bell Type)	YELLOW - Greenhouse	each	228	1.53	356	1.05	98	1.18
Peppers (Bell Type)	YELLOW	each	2,092	1.38	1,646	1.33	1,603	1.33
Peppers (Bell Type)	YELLOW	per lb	342	3.08	355	2.96	452	2.90
Plain Parsley		per bunch	293	1.45	134	1.40		
Radishes		1 lb bag	200	1.92			211	2.03

Wtd Avg - Simple weighted average



Commodity	Variety	Unit	THIS WEEK		LAST WEEK		LAST YEAR	
			Number of Ads	Wtd Avg Price	Number of Ads	Wtd Avg Price	Number of Ads	Wtd Avg Price
Radishes		per bunch	431	0.76	87	0.70	334	0.61
Salad (Mixed Types)		1 lb package	199	2.99	30	4.99		
Salad (Mixed Types)		10-12 oz package	2,655	2.58	2,450	2.76	2,530	2.52
Salad (Mixed Types)		5-9 oz package	1,897	3.32	1,634	2.68	1,319	2.87
Serrano Peppers		per lb	324	1.84			141	1.39
Snow Peas		6 oz bags	20	3.49	46	3.33		
Snow Peas		8 oz bags	126	3.50				
Spinach	FLAT TYPE	11 oz package	366	4.00	138	2.99		
Spinach	FLAT TYPE	5-7 oz package	497	3.74	375	3.00	105	3.25
Spinach	FLAT TYPE	8-10 oz package	395	3.89	461	3.26	697	2.69
Squash	Butternut	per lb	60	0.99	169	1.28	19	0.99
Squash	GREY	per lb	204	0.91	241	0.84	546	0.85
Squash	Kabocha	per lb	29	1.25	69	0.92	6	0.79
Squash	Yellow Crookneck/Straightneck	per lb	1,298	1.62	604	1.99	2,414	1.25
Squash	Zucchini	per lb	1,557	1.58	847	1.87	3,603	1.19
Sugar Snap Peas		6 oz bags	20	3.49				
Sugar Snap Peas		8 oz bags	126	3.50	46	3.33		
Sweet Potatoes		per lb	596	0.97	10,007	0.91	3,016	0.83
Swiss Chard		per lb	37	2.49				
Tomatillos		per lb	22	1.49	216	0.99	501	0.95
Tomatoes		per lb	708	1.81	188	1.99	1,883	1.60
Tomatoes	Cherry Type	10 oz package	280	2.84	407	3.20	87	3.23
Tomatoes	Cherry Type	12 oz package	23	3.99				
Tomatoes	GRAPE TYPE	1 pint package	1,498	2.70	488	2.70	609	2.48
Tomatoes	GRAPE TYPE	10 oz package	2,772	2.16	1,591	3.38	1,088	2.82
Tomatoes	GRAPE TYPE	12 oz package	366	3.00				
Tomatoes	Plum Type (Roma)	per lb	908	1.30	172	2.69	1,511	1.20
Tomatoes	VINE RIPES - Greenhouse	per lb	545	2.54	134	2.17	1,427	2.35
Tomatoes	Vine Ripes - Heirloom Varieties - Greenhouse	per lb	50	4.61	60	2.99	25	4.51
Tomatoes	VINE RIPES - ON THE VINE - Greenhouse	per lb	3,983	2.21	1,611	1.98	2,990	1.55
Turnip Tops		per bunch	47	1.27	1,561	1.83	245	1.29

**Other Specialty Crop Items**

Commodity	Variety	Unit	THIS WEEK		LAST WEEK		LAST YEAR	
			Number of Ads	Wtd Avg Price	Number of Ads	Wtd Avg Price	Number of Ads	Wtd Avg Price
Hemp (Seed) Oil		12 oz	154	8.49	154	8.49		
Hemp Protein		16 oz	154	11.99	154	11.99	4	14.99
Hemp Seeds Shelled		16 oz	26	11.49	13	11.49	231	13.52
Hemp Seeds Shelled		24 oz	65	17.99	65	17.99		
Hemp Seeds Shelled		8 oz	359	7.26	415	7.65	812	8.56
Honey		12 oz	1,173	4.10	1,692	4.79		
Honey		16 oz	100	6.77	273	6.76		

Wtd Avg - Simple weighted average



Seasonal Items								
Commodity	Variety	Unit	THIS WEEK		LAST WEEK		LAST YEAR	
			Number of Ads	Wtd Avg Price	Number of Ads	Wtd Avg Price	Number of Ads	Wtd Avg Price
Ornamentals	Rose, Hybrid Tea	bunched 12s	166	13.53	150	13.83	283	12.63
Ornamentals	Tulips	4 Inch Pot	23	3.99	85	7.20		
Ornamentals	Tulips	6 inch pot	1,863	8.02	2,573	7.29	726	7.39
Ornamentals	Tulips	bunched 10s	244	10.32	5,854	8.34	574	8.86

Wtd Avg - Simple weighted average



### REGIONAL CONVENTIONAL DETAILS

Commodity	Variety	Unit	NORTHEAST U.S.				SOUTHEAST U.S.				MIDWEST U.S.			
			Price Range	Number of Ads	Wtd Avg Price	% Marked Local	Price Range	Number of Ads	Wtd Avg Price	% Marked Local	Price Range	Number of Ads	Wtd Avg Price	% Marked Local
<b>FRUIT</b>														
Apples	Ambrosia	per lb	1.00 - 1.99	287	1.63						1.00	114	1.00	
Apples	COSMIC CRISP	2 lb bag	3.99	185	3.99		2.98	53	2.98					
Apples	COSMIC CRISP	each	0.44	413	0.44									
Apples	COSMIC CRISP	per lb	1.69 - 2.49	459	1.87		1.49 - 1.99	829	1.71		1.49 - 2.49	1101	1.56	
Apples	Envy	2 lb bag	2.99	237	2.99		2.99	38	2.99					
Apples	Envy	per lb	1.49 - 2.99	620	1.70		1.99 - 2.99	1423	2.15		1.49	245	1.49	
Apples	Fuji	2 lb bag					2.99	34	2.99					
Apples	Fuji	3 lb bag					2.99	37	2.99		2.99 - 4.49	185	4.00	
Apples	Fuji	per lb	1.49 - 2.49	353	1.67						0.79 - 1.69	616	1.57	
Apples	Gala/Royal Gala	2 lb bag					2.99	34	2.99					
Apples	Gala/Royal Gala	3 lb bag	3.50	29	3.50		3.99	46	3.99		3.99 - 4.49	134	4.39	
Apples	Gala/Royal Gala	5 lb bag	5.99	183	5.99									
Apples	Gala/Royal Gala	per lb	1.99	296	1.99		1.99	268	1.99		1.49 - 1.69	130	1.65	
Apples	Golden Delicious	3 lb bag									2.99 - 3.79	57	3.48	
Apples	Golden Delicious	per lb	1.49	20	1.49									
Apples	Granny Smith	3 lb bag	4.99	74	4.99						4.49	106	4.49	
Apples	Granny Smith	per lb	1.49	190	1.49		1.99	1601	1.99		1.48 - 1.69	592	1.61	
Apples	Honeycrisp	per lb	1.79 - 2.49	397	2.36						1.99	210	1.99	
Apples	Pink Lady/Cripps Pink	3 lb bag									4.49	106	4.49	
Apples	Pink Lady/Cripps Pink	per lb	1.00 - 1.99	210	1.36		0.98 - 1.99	1309	1.65		1.00 - 1.69	1065	1.45	
Apples	Red Delicious	2 lb bag					2.99	34	2.99					
Apples	Red Delicious	3 lb bag					2.99 - 3.99	83	3.54		2.99 - 3.79	79	3.34	
Apples	Red Delicious	5 lb bag	5.99 - 6.49	455	6.29									
Apples	Red Delicious	per lb	1.49 - 1.99	80	1.63									
Apples, Processed	Juice	128 oz (1 gallon)	7.49	38	7.49									
Apples, Processed	Juice	64 oz (1/2 gallon)	2.50 - 4.99	672	3.42		2.98 - 3.50	225	3.12		2.29 - 3.99	800	2.81	
Apples, Processed	Juice	96 oz (3/4 gallon)	4.99	20	4.99						3.99	199	3.99	
Apples, Processed	Juice Marked Cider	128 oz (1 gallon)	6.99	183	6.99									
Apples, Processed	Juice Marked Cider	96 oz (3/4 gallon)									4.49	61	4.49	
Avocados	Hass	3 count mesh bags					3.29	90	3.29					
Avocados	Hass	4 count mesh bags	2.50 - 3.99	182	3.83		3.99	40	3.99		2.49 - 3.49	219	3.04	
Avocados	Hass	5 count mesh bags	3.99	236	3.99						2.50	22	2.50	
Avocados	Hass	each	0.50 - 1.49	760	0.94		0.50 - 1.99	2066	1.07		0.99 - 1.67	246	1.40	
Avocados	Hass-Marked Extra Large	3 count mesh bags	3.29 - 4.99	358	4.58									

Wtd Avg - Simple weighted average



Weekly Grocery Store Specialty Crops Feature Activity  
Friday, April 10, 2026 - Page 13

Commodity	Variety	Unit	NORTHEAST U.S.				SOUTHEAST U.S.				MIDWEST U.S.			
			Price Range	Number of Ads	Wtd Avg Price	% Marked Local	Price Range	Number of Ads	Wtd Avg Price	% Marked Local	Price Range	Number of Ads	Wtd Avg Price	% Marked Local
Avocados	Hass-Marked Extra Large	4 count mesh bags	4.99	322	4.99									
Avocados	Hass-Marked Extra Large	each					1.25	38	1.25		0.99	245	0.99	
Avocados	Hass-Marked Large	each	0.99 - 1.67	312	1.26		1.67	86	1.67		1.00	137	1.00	
Avocados	Various Greenskin Varieties	each					1.79 - 2.50	643	2.19					
Bananas		per lb	0.59 - 0.69	84	0.62		0.25	31	0.25					
Blackberries		1 pint (11-12 oz cntr w/ lid)									4.99	39	4.99	
Blackberries		5.6-6 oz package	2.29 - 3.99	1147	3.07		2.00 - 3.99	1173	2.89		0.50 - 3.50	1637	2.56	
Blueberries		1 pint (11-12 oz cntr w/ lid)	3.50 - 3.99	203	3.94									
Blueberries		6 oz package					3.50	117	3.50					
Blueberries		9.8 oz package									4.99	22	4.99	
Cantaloupes		each	1.99 - 3.99	1655	2.59		0.98 - 3.99	1414	2.53		1.99 - 3.99	1322	2.49	
Cantaloupes		per lb									0.79	22	0.79	
Clementines		2 lb bag									2.99	130	2.99	
Clementines		3 lb bag	4.99	22	4.99									
Coconut	DRY	each	1.99 - 2.50	74	2.13									
Dekopon (Shiranui)		each	3.49	162	3.49						2.50 - 2.99	66	2.83	
Dekopon (Shiranui)		per lb	3.88	122	3.88		3.48 - 3.88	1333	3.51		3.49 - 3.99	287	3.87	
Grapefruit	RED	5 lb bag	3.99	104	3.99						3.99	114	3.99	
Grapefruit	RED	each	1.00 - 2.00	600	1.40		1.00	503	1.00		1.00	708	1.00	
Grapefruit	RED	per lb	2.00	190	2.00						0.99	22	0.99	
Grapes	Black Seedless	per lb	1.49 - 2.99	642	2.03		1.99 - 2.99	639	2.16		1.99	39	1.99	
Grapes	Red Globe Seeded Type	per lb	2.99	183	2.99									
Grapes	Red Seedless	2 lb container with lid	5.99	183	5.99									
Grapes	Red Seedless	per lb	1.49 - 2.99	1345	2.24		1.99 - 2.99	2604	2.58		1.49 - 2.99	1164	1.96	
Grapes	White Seedless Type	2 lb container with lid	5.99	183	5.99									
Grapes	White Seedless Type	per lb	1.99 - 2.99	1110	2.68		1.99 - 3.99	2661	3.11		1.49 - 2.99	568	2.14	
Honeydews		each	3.49 - 4.99	397	4.71						4.99	199	4.99	
Kiwifruit	Hayward	1-lb containers with lids	3.99	162	3.99						2.50	25	2.50	
Kiwifruit	Hayward	2-lb containers with lids	5.99	20	5.99									
Lemons		1 lb bag	2.50	21	2.50									
Lemons		2 lb bag	2.95 - 5.00	600	3.73		2.19 - 4.49	1212	3.82		4.49 - 4.99	730	4.51	
Lemons		5 lb bag	5.99	183	5.99									
Lemons		each	0.30 - 0.83	591	0.53		0.50	281	0.50		0.59 - 0.79	145	0.74	
Lemons		per lb									0.99	22	0.99	
Limes		2 pound bags	3.99	183	3.99		4.49 - 4.99	497	4.52		4.49 - 4.99	730	4.51	
Limes		each	0.39	322	0.39		0.50	53	0.50		0.25 - 0.79	145	0.64	
Mangoes	Round Varieties	each	0.79 - 1.50	633	1.02		0.78 - 1.25	100	1.02		1.29 - 1.99	81	1.68	

Wtd Avg - Simple weighted average



Weekly Grocery Store Specialty Crops Feature Activity  
Friday, April 10, 2026 - Page 14

Commodity	Variety	Unit	NORTHEAST U.S.				SOUTHEAST U.S.				MIDWEST U.S.			
			Price Range	Number of Ads	Wtd Avg Price	% Marked Local	Price Range	Number of Ads	Wtd Avg Price	% Marked Local	Price Range	Number of Ads	Wtd Avg Price	% Marked Local
Mangoes	Round Varieties Marked Extra Large	each					2.50	34	2.50					
Mangoes	Round Varieties Marked Large	each	1.67	183	1.67		1.19	37	1.19	0.99	245	0.99		
Mangoes	Yellow Varieties	each	1.39	122	1.39		1.39	86	1.39					
Mangoes	Yellow Varieties Marked Large	each								0.99	245	0.99		
Oranges	Blood Orange	each	0.99 - 1.25	243	1.19									
Oranges	Navel	3 lb bag	3.99	59	3.99		2.99 - 4.99	446	4.73	3.49 - 3.99	121	3.83		
Oranges	Navel	4 lb bag	3.99 - 5.99	825	5.28		3.99 - 4.99	72	4.52	3.99 - 5.99	179	4.40		
Oranges	Navel	8 lb bag	5.99 - 6.99	140	6.38		5.99 - 6.99	553	6.83	6.99 - 7.99	808	7.02		
Oranges	Navel	each	0.50 - 1.67	1515	0.98		0.50 - 1.25	1303	0.99	0.79 - 1.00	923	0.99		
Oranges	Navel	per lb	1.29	20	1.29					0.79 - 1.99	379	1.31		
Oranges	Navel, Cara Cara	3 lb bag	3.49 - 5.99	387	4.92		4.99	366	4.99	3.99	60	3.99		
Oranges	Navel, Cara Cara	each	0.77 - 1.25	846	1.00		0.69 - 1.00	528	0.96	1.00	731	1.00		
Oranges	Navel, Cara Cara	per lb								0.79 - 1.88	42	1.31		
Oranges	Valencia	4 lb bag	5.99	37	5.99	100								
Papaya	Maradol/Tainung Types	per lb	0.99 - 1.49	443	1.27		0.88	31	0.88					
Pears	Bartlett	each	1.00	162	1.00									
Pears	Bartlett	per lb	1.49 - 1.99	57	1.68		1.49	34	1.49	1.48 - 1.79	355	1.65		
Pears	Bosc	each	1.00	162	1.00									
Pears	Bosc	per lb	1.00 - 2.49	292	1.68		1.29 - 1.99	1656	1.74	0.79 - 1.29	158	1.01		
Pears	D'Anjou	each	1.00	162	1.00									
Pears	D'Anjou	per lb	1.49 - 1.99	507	1.55		1.29 - 1.99	507	1.87	1.29 - 1.79	167	1.70		
Pears	RED TYPE	each	1.00	162	1.00									
Pears	RED TYPE	per lb	1.00 - 1.79	176	1.32		1.69 - 1.99	1561	1.76	1.00	114	1.00		
Pineapples		each	2.50	46	2.50		3.00 - 3.99	412	3.88	1.97 - 3.99	134	3.18		
Plums		per lb	1.99	78	1.99		2.99 - 3.49	1260	3.46					
Raspberries		1 pint (11-12 oz cntn w/ lid)								4.99	39	4.99		
Raspberries		6 oz package	2.50 - 3.99	873	3.15		2.00 - 3.79	1100	2.82	1.99 - 4.49	1317	2.96		
Strawberries		1 lb package	0.99 - 3.99	1728	2.97		1.99 - 3.99	1119	3.11	2.00 - 3.34	1414	2.77		
Strawberries		2 lb package	5.99	32	5.99		5.99	537	5.99	3.99 - 4.44	375	4.15		
Tangelos		3 lb bag	5.00	131	5.00		3.99	46	3.99	3.99	60	3.99		
Tangelos		each	0.99 - 1.25	250	1.19		1.25	366	1.25					
Tangelos		per lb								0.99	22	0.99		
Tangerines/Mandarins		2 lb bag	3.49 - 3.99	342	3.52		2.98	26	2.98	4.99	96	4.99		
Tangerines/Mandarins		3 lb bag	2.89 - 5.99	895	3.98		2.89 - 5.99	722	3.38	2.89 - 6.99	1266	3.85		
Tangerines/Mandarins		5 lb package	9.99	27	9.99		6.99	463	6.99	6.99 - 7.99	730	7.02		
Tangerines/Mandarins		per lb								1.99	22	1.99		
Watermelons	Red Flesh Seedless Miniature	each	3.49 - 5.99	140	4.65					4.99	199	4.99		
<b>POTATOES &amp; ONIONS</b>														
Onions, Dry	RED	2 lb bag	2.00	29	2.00		2.50	73	2.50					

Wtd Avg - Simple weighted average



Weekly Grocery Store Specialty Crops Feature Activity  
Friday, April 10, 2026 - Page 15

Commodity	Variety	Unit	NORTHEAST U.S.				SOUTHEAST U.S.				MIDWEST U.S.			
			Price Range	Number of Ads	Wtd Avg Price	% Marked Local	Price Range	Number of Ads	Wtd Avg Price	% Marked Local	Price Range	Number of Ads	Wtd Avg Price	% Marked Local
Onions, Dry	RED	3 lb bag	2.50	75	2.50									
Onions, Dry	RED	per lb	1.29 - 1.99	337	1.43					1.48	130	1.48		
Onions, Dry	WHITE	2 lb bag					2.50	73	2.50					
Onions, Dry	WHITE	3 lb bag								3.49	559	3.49		
Onions, Dry	WHITE	per lb					0.99	277	0.99	1.39 - 1.48	174	1.46		
Onions, Dry	YELLOW	2 lb bag	1.29 - 1.59	235	1.46		0.98 - 1.48	57	1.21					
Onions, Dry	YELLOW	3 lb bag	1.49 - 2.99	613	2.18		2.50 - 3.49	1328	3.42	1.50 - 2.49	454	1.99		
Onions, Dry	YELLOW	per lb	0.59 - 1.99	192	1.18		0.79	40	0.79					
Onions, Dry	YELLOW MARKED SWEET	2 lb bag								2.49 - 2.99	103	2.89		
Onions, Dry	YELLOW MARKED SWEET	3 lb bag								3.49	35	3.49		
Onions, Dry	YELLOW MARKED SWEET	5 lb bag								4.99	245	4.99		
Onions, Dry	YELLOW MARKED SWEET	per lb	0.99 - 1.79	469	1.50		0.99	183	0.99	0.99 - 1.49	276	1.21		
Potatoes	FINGERLING	24 oz bag	4.99	107	4.99									
Potatoes	MIXED COLORS	24 oz bag	3.50 - 4.99	166	4.46									
Potatoes	MIXED COLORS	3 lb bag	5.00	74	5.00									
Potatoes	ROUND RED	24 oz bag	3.50 - 4.99	349	3.96		2.49	74	2.49					
Potatoes	ROUND RED	3 lb bag	5.00	74	5.00									
Potatoes	ROUND RED	4 lb bag					1.98	31	1.98					
Potatoes	ROUND RED	5 lb bag	2.50 - 2.99	265	2.85		3.48	187	3.48					
Potatoes	ROUND RED	per lb	0.99 - 1.49	105	1.27					0.99	39	0.99		
Potatoes	ROUND WHITE	24 oz bag					2.49	74	2.49					
Potatoes	ROUND WHITE	5 lb bag	2.99	190	2.99									
Potatoes	RUSSET	10 lb bag	3.95	29	3.95		3.98 - 3.99	91	3.98	3.99	37	3.99		
Potatoes	RUSSET	4 lb bag					1.48	26	1.48					
Potatoes	RUSSET	5 lb bag	1.49 - 6.99	1036	2.73		1.50 - 4.99	303	3.01	2.49 - 3.48	401	2.82	6	
Potatoes	RUSSET	8 lb bag	5.99	27	5.99		4.99	34	4.99	3.99 - 4.99	328	4.80		
Potatoes	RUSSET	per lb	0.49 - 1.29	437	1.00		0.79	40	0.79	0.39	22	0.39		
Potatoes	YELLOW TYPE	24 oz bag	3.50 - 4.99	349	3.96		2.49	74	2.49					
Potatoes	YELLOW TYPE	5 lb bag	2.99	190	2.99					3.99	28	3.99		
Potatoes	YELLOW TYPE	per lb	0.99 - 1.49	40	1.24									
<b>VEGETABLES</b>														
Asparagus	GREEN	per lb					2.99	46	2.99	3.99	37	3.99		
Beans	ROUND GREEN TYPE	12 oz bag	3.00 - 3.69	40	3.35									
Beans	ROUND GREEN TYPE	per lb	1.99	32	1.99									
Beets		per bunch	1.99 - 3.99	131	2.36		3.99	228	3.99					
Beets		per lb	1.49	37	1.49	100	0.88	31	0.88					
Bok Choy		per lb	1.49	150	1.49									
Broccoli		per bunch	1.99	20	1.99		2.50 - 2.99	1241	2.97					
Broccoli	CROWN CUT	per lb	1.49 - 2.49	884	1.68		1.99	228	1.99	2.48 - 3.49	197	2.63		
Brussels Sprouts		1 lb bag	4.00	20	4.00		4.00	117	4.00					

Wtd Avg - Simple weighted average



Weekly Grocery Store Specialty Crops Feature Activity  
Friday, April 10, 2026 - Page 16

Commodity	Variety	Unit	NORTHEAST U.S.				SOUTHEAST U.S.				MIDWEST U.S.				
			Price Range	Number of Ads	Wtd Avg Price	% Marked Local	Price Range	Number of Ads	Wtd Avg Price	% Marked Local	Price Range	Number of Ads	Wtd Avg Price	% Marked Local	
Brussels Sprouts		12 oz bag										2.97 - 3.50	131	3.40	
Brussels Sprouts		per lb					2.99	73	2.99			3.99	37	3.99	
Cabbage	ROUND GREEN TYPE	per lb	0.49 - 0.79	285	0.70	12	0.49 - 0.89	1937	0.62			0.39 - 0.89	59	0.70	
Carrots		1 lb bag	0.99 - 1.50	53	1.27		0.99	228	0.99						
Carrots		2 lb bag	1.49	150	1.49		2.00	34	2.00						
Carrots		per lb	1.29	38	1.29										
Carrots	BABY PEELED	1 lb bag	0.99 - 1.50	490	1.14		1.50	46	1.50			1.19 - 1.67	238	1.27	
Carrots	BABY PEELED	2 lb bag	1.99	237	1.99		1.99	38	1.99						
Cauliflower		each	1.99 - 4.99	683	3.63		1.99 - 3.49	210	2.63			2.99	199	2.99	
Celery		each	1.49 - 2.49	379	1.81		1.48 - 1.99	66	1.79			1.79	20	1.79	
Celery	HEARTS	per package	2.99 - 3.34	484	3.13							1.50 - 2.50	50	2.06	
Chayote		each	0.67	190	0.67										
Chinese Cabbage		per lb	1.49	129	1.49										
Cilantro		per bunch	1.29 - 1.69	140	1.50		0.39 - 1.69	976	1.65						
Collards		per lb	1.49	57	1.49	64									
Corn-Sweet		trays 4-5 ears film wrapped	5.00	183	5.00										
Cucumbers		each	1.00	104	1.00		0.69	46	0.69			0.68	106	0.68	
Cucumbers	LONG SEEDLESS - Greenhouse	each	0.89 - 2.00	1324	1.09		0.89 - 2.50	2129	1.83			1.00 - 2.77	328	1.57	
Cucumbers	PERSIAN - Greenhouse	12-14 oz trays filmwrapped	1.49 - 3.69	122	2.18										
Cucumbers	PERSIAN - Greenhouse	16 oz bag	1.50 - 2.99	106	2.54							2.99	28	2.99	
Cucumbers	PERSIAN - Greenhouse	32 oz bag	5.00	183	5.00										
Cucumbers	PERSIAN - Greenhouse	5-6 ct trays filmwrapped	2.50 - 3.34	548	2.98							2.97	25	2.97	
Cucumbers	Pickles-Kirby Type	per lb										0.79	22	0.79	
Curly Parsley		per bunch	1.50	24	1.50		1.50	228	1.50						
Eggplant		per lb	1.89 - 1.99	160	1.95							1.49	60	1.49	
Garlic		per sleeve	2.99	143	2.99										
Jalapeno Peppers		per lb										1.79	603	1.79	
Kale		per bunch					1.98	187	1.98						
Kale		per lb	1.49	57	1.49	64									
Lettuce	Boston - Greenhouse	4 oz containers with lid	2.50	20	2.50										
Lettuce	Green Leaf	each	2.00	35	2.00										
Lettuce	Iceberg	each	1.00 - 1.50	317	1.44		0.98 - 2.00	164	1.52			0.99 - 1.99	221	1.89	
Lettuce	Red Leaf	each	1.49 - 2.00	67	1.76										
Lettuce	Romaine	each	1.50 - 2.99	129	2.39		2.99	46	2.99						
Lettuce	Romaine (Hearts)	3 count					3.98 - 3.99	63	3.99			3.49 - 3.99	152	3.56	
Mixed Mini Sweet Peppers		1 lb package	2.50 - 3.00	472	2.84							2.55 - 2.99	838	2.60	
Mushrooms	CREMINI	8 oz package	2.00 - 2.50	347	2.21		1.50 - 2.50	1813	2.07			2.50	27	2.50	
Mushrooms	CREMINI	per lb	5.99	32	5.99										
Mushrooms	PORTOBELLA	6 oz package	1.49	32	1.49										

Wtd Avg - Simple weighted average



Weekly Grocery Store Specialty Crops Feature Activity  
Friday, April 10, 2026 - Page 17

Commodity	Variety	Unit	NORTHEAST U.S.				SOUTHEAST U.S.				MIDWEST U.S.			
			Price Range	Number of Ads	Wtd Avg Price	% Marked Local	Price Range	Number of Ads	Wtd Avg Price	% Marked Local	Price Range	Number of Ads	Wtd Avg Price	% Marked Local
Mushrooms	WHITE	1 lb package	3.29	46	3.29	100								
Mushrooms	WHITE	6 oz package					1.00 - 1.99	120	1.38					
Mushrooms	WHITE	8 oz package	0.79 - 2.50	951	1.38		1.15 - 2.50	831	1.41		1.49 - 2.50	201	1.87	
Onions, Green		per bunch	0.66 - 1.33	287	1.03						0.50 - 0.99	50	0.77	
Onions, Green	BULB TYPE	per bunch									0.50	22	0.50	
Peppers (Bell Type)	ASSORTED COLORS	3 count filmbag	2.99 - 5.00	607	3.95		3.50 - 4.99	2131	4.48		3.50	730	3.50	
Peppers (Bell Type)	GREEN	each					0.69	46	0.69		0.75	39	0.75	
Peppers (Bell Type)	ORANGE - Greenhouse	each	0.99	54	0.99		1.00	74	1.00					
Peppers (Bell Type)	ORANGE	each	0.99 - 1.67	596	1.20		1.50	53	1.50		0.99 - 1.67	450	1.52	
Peppers (Bell Type)	ORANGE	per lb	2.99 - 3.49	228	3.12						2.99	114	2.99	
Peppers (Bell Type)	RED - Greenhouse	each	0.99	54	0.99		1.00	74	1.00					
Peppers (Bell Type)	RED	each	0.99 - 1.67	596	1.20		1.50	53	1.50		0.99 - 1.67	450	1.52	
Peppers (Bell Type)	RED	per lb	2.99 - 3.49	228	3.12						2.99	114	2.99	
Peppers (Bell Type)	YELLOW - Greenhouse	each	0.99	54	0.99		1.00	74	1.00					
Peppers (Bell Type)	YELLOW	each	0.99 - 1.67	596	1.20		1.50	53	1.50		0.99 - 1.67	450	1.52	
Peppers (Bell Type)	YELLOW	per lb	2.99 - 3.49	228	3.12						2.99	114	2.99	
Plain Parsley		per bunch	1.29	65	1.29		1.50	228	1.50					
Radishes		1 lb bag	1.59 - 2.00	200	1.92									
Radishes		per bunch	1.50	144	1.50									
Salad (Mixed Types)		1 lb package									2.99	199	2.99	
Salad (Mixed Types)		10-12 oz package	0.99 - 3.00	1091	2.36		0.99 - 4.00	746	2.65		2.50 - 3.00	355	2.85	
Salad (Mixed Types)		5-9 oz package	1.99 - 4.99	1133	3.29		1.99 - 4.00	431	3.76		2.50 - 3.00	333	2.83	
Serrano Peppers		per lb					1.99	277	1.99					
Snow Peas		6 oz bags									3.49	20	3.49	
Snow Peas		8 oz bags									3.49 - 3.50	126	3.50	
Spinach	FLAT TYPE	11 oz package					4.00	366	4.00					
Spinach	FLAT TYPE	5-7 oz package	3.00	131	3.00		4.00	366	4.00					
Spinach	FLAT TYPE	8-10 oz package	2.50	29	2.50		4.00	366	4.00					
Squash	Butternut	per lb	0.99	60	0.99									
Squash	Kabocha	per lb	1.25	29	1.25									
Squash	Yellow Crookneck/Straightneck	per lb	1.29 - 1.79	269	1.47		1.48 - 1.79	489	1.63		1.49 - 1.99	299	1.69	
Squash	Zucchini	per lb	0.99 - 1.99	438	1.57		1.49 - 1.79	302	1.72		1.49 - 1.99	299	1.69	
Sugar Snap Peas		6 oz bags									3.49	20	3.49	
Sugar Snap Peas		8 oz bags									3.49 - 3.50	126	3.50	
Sweet Potatoes		per lb	0.79 - 0.99	358	0.96		0.68 - 1.19	213	0.98		0.97	25	0.97	
Swiss Chard		per lb	2.49	37	2.49	100								
Tomatillos		per lb									1.49	22	1.49	

Wtd Avg - Simple weighted average



Weekly Grocery Store Specialty Crops Feature Activity  
Friday, April 10, 2026 - Page 18

Commodity	Variety	Unit	NORTHEAST U.S.				SOUTHEAST U.S.				MIDWEST U.S.			
			Price Range	Number of Ads	Wtd Avg Price	% Marked Local	Price Range	Number of Ads	Wtd Avg Price	% Marked Local	Price Range	Number of Ads	Wtd Avg Price	% Marked Local
Tomatoes		per lb	1.69 - 1.99	234	1.89		1.48 - 1.79	415	1.65		1.99	37	1.99	
Tomatoes	Cherry Type	10 oz package	2.50 - 3.99	149	2.70									
Tomatoes	GRAPE TYPE	1 pint package	2.99 - 3.99	229	3.79		2.50	1269	2.50					
Tomatoes	GRAPE TYPE	10 oz package	1.95 - 2.50	549	2.06		1.95 - 3.00	669	2.17		1.95	735	1.95	
Tomatoes	GRAPE TYPE	12 oz package					3.00	366	3.00					
Tomatoes	Plum Type (Roma)	per lb	1.00 - 1.79	51	1.37		0.99 - 1.79	594	1.30		1.99	22	1.99	
Tomatoes	VINE RIPES - Greenhouse	per lb									1.89	39	1.89	
Tomatoes	Vine Ripes - Heirloom Varieties - Greenhouse	per lb									2.99	23	2.99	
Tomatoes	VINE RIPES - ON THE VINE - Greenhouse	per lb	0.99 - 2.49	507	1.43		0.99 - 2.29	829	1.72		1.49 - 2.98	1096	2.35	

**OTHER SPECIALTY CROP ITEMS**

Hemp (Seed) Oil		12 oz									8.49	13	8.49	
Hemp Protein		16 oz									11.99	13	11.99	
Hemp Seeds Shelled		24 oz	17.99	9	17.99		17.99	52	17.99					
Hemp Seeds Shelled		8 oz	8.09	9	8.09		8.09	52	8.09		6.39	13	6.39	
Honey		12 oz	3.00 - 3.29	207	3.26		3.00 - 3.99	319	3.28		2.89 - 6.99	536	4.94	
Honey		16 oz									6.69	96	6.69	

**SEASONAL ITEMS**

Ornamentals	Rose, Hybrid Tea	bunched 12s									15.00	105	15.00	
Ornamentals	Tulips	6 inch pot	8.00	339	8.00		8.00	367	8.00		8.00	404	8.00	
Ornamentals	Tulips	bunched 10s	8.99 - 9.99	99	9.26									

Wtd Avg - Simple weighted average



Commodity	Variety	Unit	SOUTH CENTRAL U.S.				SOUTHWEST U.S.				NORTHWEST U.S.			
			Price Range	Number of Ads	Wtd Avg Price	% Marked Local	Price Range	Number of Ads	Wtd Avg Price	% Marked Local	Price Range	Number of Ads	Wtd Avg Price	% Marked Local
<b>FRUIT</b>														
Apple Pears		per lb					2.99	40	2.99					
Apples	Ambrosia	per lb									1.49	23	1.49	
Apples	COSMIC CRISP	per lb	0.99 - 1.68	371	1.13		0.97 - 1.99	549	1.38		0.98 - 1.49	325	1.31	82
Apples	Envy	per lb					0.99 - 2.49	347	1.45		0.99	131	0.99	
Apples	Fuji	2 lb bag	2.79	27	2.79									
Apples	Fuji	per lb	0.97 - 1.69	427	1.17		0.99 - 2.49	815	1.69		1.99	22	1.99	
Apples	Gala/Royal Gala	each	0.25	65	0.25									
Apples	Golden Delicious	2 lb bag	2.79	27	2.79									
Apples	Golden Delicious	per lb	1.37	47	1.37									
Apples	Granny Smith	per lb	1.68 - 1.69	103	1.69		0.50 - 2.49	564	1.34		0.99	131	0.99	
Apples	Honeycrisp	per lb	0.99 - 2.99	125	2.51		1.97	122	1.97					
Apples	Jazz	per lb									0.98	81	0.98	100
Apples	OPAL	per lb	0.97	95	0.97		0.50	46	0.50					
Apples	Pink Lady/Cripps Pink	per lb	0.99 - 1.69	409	1.18		0.97 - 1.79	506	1.28		0.99 - 1.49	338	1.30	54
Apples	Red Delicious	2 lb bag	2.79	27	2.79									
Apples	Red Delicious	per lb	1.37	47	1.37									
Apples, Processed	Juice	64 oz (1/2 gallon)	2.00 - 3.99	130	2.35		1.79 - 3.99	805	2.66		3.49	123	3.49	100
Apples, Processed	Juice	96 oz (3/4 gallon)	3.99	42	3.99									
Apples, Processed	Juice Marked Cider	64 oz (1/2 gallon)	2.00	107	2.00									
Avocados	Hass	5 count mesh bags	2.99	103	2.99									
Avocados	Hass	each	0.50 - 0.99	258	0.74		0.33 - 1.67	532	1.19		0.88 - 0.99	59	0.92	
Avocados	Hass-Marked Extra Large	each	0.99 - 1.50	196	1.41		1.67 - 3.00	68	2.18		2.50	81	2.50	
Avocados	Hass-Marked Large	each	0.69 - 1.67	300	1.23		0.97 - 1.67	302	1.33		0.99 - 1.67	45	1.32	
Avocados	Hass-Marked Medium	each					0.99 - 1.25	472	1.03		0.99 - 1.67	214	1.21	
Avocados	Hass-Marked Small	each					0.33 - 0.50	302	0.47					
Bananas		per lb	0.33	65	0.33		0.59 - 0.69	359	0.62		0.69	61	0.69	
Blackberries		1 pint (11-12 oz cntnr w/ lid)	4.99	464	4.99		4.99	187	4.99					
Blackberries		5.6-6 oz package	1.98 - 4.00	447	3.25		2.50	362	2.50					
Blueberries		6 oz package	4.00	175	4.00									
Blueberries		9.8 oz package	3.99 - 4.99	278	4.91		3.99 - 5.99	290	5.28		4.99 - 5.99	184	5.66	
Cantaloupes		each	1.99 - 3.99	794	2.62		1.39 - 2.99	447	2.65		2.50	287	2.50	
Cantaloupes		per lb					0.33	115	0.33		0.89	61	0.89	
Clementines		3 lb bag	3.99	270	3.99		3.49 - 4.99	287	4.50	67				
Coconut	YOUNG TYPE	each					2.50 - 3.00	88	2.76					
Dekopon (Shiranui)		per lb	3.48 - 3.99	205	3.68		2.99 - 3.99	672	3.31		2.99 - 3.88	313	3.06	
Grapefruit	RED	5 lb bag					6.00	115	6.00		5.99	61	5.99	
Grapefruit	RED	each	1.00	218	1.00		1.49	73	1.49		1.99	287	1.99	

Wtd Avg - Simple weighted average



Weekly Grocery Store Specialty Crops Feature Activity  
Friday, April 10, 2026 - Page 20

Commodity	Variety	Unit	SOUTH CENTRAL U.S.				SOUTHWEST U.S.				NORTHWEST U.S.			
			Price Range	Number of Ads	Wtd Avg Price	% Marked Local	Price Range	Number of Ads	Wtd Avg Price	% Marked Local	Price Range	Number of Ads	Wtd Avg Price	% Marked Local
Grapes	Black Seedless	per lb	1.99 - 2.99	183	2.57		1.99 - 3.99	237	3.02		1.99	410	1.99	
Grapes	Red Seedless	2 lb container with lid	3.99	107	3.99									
Grapes	Red Seedless	per lb	1.49 - 3.79	1155	2.20		1.49 - 3.99	1053	2.72		1.99 - 3.99	491	2.12	
Grapes	White Seedless Type	per lb	1.69 - 3.79	523	2.70		1.97 - 3.99	854	2.95		1.99	433	1.99	
Honeydews		each	3.00 - 4.99	133	3.71						2.50	287	2.50	
Kiwifruit	Hayward	1-lb containers with lids					4.99	23	4.99		4.99	23	4.99	
Lemons		1 lb bag	3.00	60	3.00									
Lemons		2 lb bag	3.49 - 4.99	523	4.46		4.49 - 4.99	410	4.76		4.49	184	4.49	
Lemons		each	0.25 - 0.99	88	0.44		0.33	53	0.33					
Lemons		per lb					0.50 - 0.99	162	0.78					
Limes		2 pound bags	4.49 - 4.99	496	4.51		4.49 - 4.99	410	4.76		4.49	184	4.49	
Limes		each									0.99	287	0.99	
Mangoes	Round Varieties	each	0.89 - 2.00	865	1.25		0.50 - 1.25	1054	1.10					
Mangoes	Round Varieties Marked Extra Large	each	1.50	95	1.50		1.25 - 2.50	116	1.82					
Mangoes	Round Varieties Marked Large	each	0.88 - 1.50	147	1.37		0.99 - 1.50	134	1.27					
Mangoes	Round Varieties Marked Medium	each					1.25	80	1.25					
Mangoes	Yellow Varieties	each	0.80 - 1.00	198	0.85		0.50 - 0.75	219	0.52		1.50	36	1.50	
Mangoes	Yellow Varieties Marked Large	each					0.99	53	0.99					
Oranges	Blood Orange	3 lb bag	4.49	126	4.49									
Oranges	Blood Orange	per lb									1.77	61	1.77	
Oranges	Navel	3 lb bag	3.99	103	3.99		3.99	21	3.99					
Oranges	Navel	4 lb bag	3.99 - 4.99	48	4.43						3.99	287	3.99	
Oranges	Navel	8 lb bag	6.99	557	6.99		6.99	410	6.99		6.99	123	6.99	
Oranges	Navel	each	0.25 - 1.00	213	0.77									
Oranges	Navel	per lb	0.99 - 1.48	149	1.13		0.50 - 1.99	1151	1.10		0.99 - 1.99	624	1.26	
Oranges	Navel, Cara Cara	3 lb bag	4.99	52	4.99		2.99 - 3.99	287	3.06		2.99	142	2.99	
Oranges	Navel, Cara Cara	each	1.00	496	1.00									
Oranges	Navel, Cara Cara	per lb	1.29 - 1.69	118	1.37		0.50 - 1.99	705	1.62	20	0.99 - 1.99	625	1.68	
Papaya	Maradol/Tainung Types	per lb	0.79 - 1.29	95	0.95		0.69 - 1.29	317	0.93					
Pears	Bartlett	per lb	0.99 - 1.99	53	1.42		0.97 - 1.99	920	1.70					
Pears	Bosc	each	0.33	65	0.33									
Pears	Bosc	per lb	0.99 - 1.99	126	1.17		0.97 - 1.99	859	1.43					
Pears	D'Anjou	each	0.33	65	0.33									
Pears	D'Anjou	per lb	1.69	61	1.69		0.97 - 1.99	939	1.57					
Pears	RED TYPE	per lb					0.97	122	0.97					
Pineapples		each	1.67 - 3.99	320	2.73		4.92 - 4.99	166	4.98		2.50	287	2.50	
Pineapples		per lb					0.69 - 0.79	116	0.74					
Plantains		per lb					0.79 - 0.99	97	0.88					
Plums		per lb	3.49	60	3.49									
Raspberries		1 pint (11-12 oz cntr w/ lid)	4.99	209	4.99		4.99	187	4.99					
Raspberries		6 oz package	1.99 - 4.00	380	3.06		2.50	169	2.50		2.98	81	2.98	

Wtd Avg - Simple weighted average



Commodity	Variety	Unit	SOUTH CENTRAL U.S.				SOUTHWEST U.S.				NORTHWEST U.S.			
			Price Range	Number of Ads	Wtd Avg Price	% Marked Local	Price Range	Number of Ads	Wtd Avg Price	% Marked Local	Price Range	Number of Ads	Wtd Avg Price	% Marked Local
Strawberries		1 lb package	2.50 - 4.00	657	3.17		1.50 - 4.99	887	2.71		2.98 - 2.99	117	2.98	
Strawberries		2 lb package	3.97 - 5.99	620	4.51		2.99 - 5.99	867	5.44					
Tangelos		3 lb bag	3.98	126	3.98									
Tangelos		per lb					0.50 - 0.99	101	0.77		0.99	23	0.99	
Tangerines/Mandarins		2 lb bag	4.49	64	4.49		2.97 - 3.99	115	3.34					
Tangerines/Mandarins		3 lb bag	2.89 - 5.99	545	3.68		2.89 - 5.00	373	4.31	53	3.99	145	3.99	
Tangerines/Mandarins		5 lb package	6.99	496	6.99		6.99 - 7.99	666	7.37					
Tangerines/Mandarins		per lb					0.99 - 2.49	101	1.58					
Watermelons	Red Flesh Seedless Miniature	each	3.00 - 5.00	201	4.14		3.49 - 5.99	181	4.18					
Watermelons	Red Flesh Seedless Type	each	5.00	107	5.00									
Watermelons	Red Flesh Seedless Type	per lb					0.49	61	0.49					
<b>POTATOES &amp; ONIONS</b>														
Onions, Dry	RED	per lb	1.49	95	1.49		0.68 - 1.99	334	1.35					
Onions, Dry	WHITE	3 lb bag	2.49 - 3.79	484	3.39		3.79	187	3.79					
Onions, Dry	WHITE	per lb	0.44 - 1.49	643	0.91		0.50 - 1.99	223	1.14		0.59	36	0.59	
Onions, Dry	YELLOW	3 lb bag	1.69 - 2.59	301	2.09		0.99	61	0.99					
Onions, Dry	YELLOW	per lb					0.33 - 0.69	212	0.54		0.39	61	0.39	100
Onions, Dry	YELLOW MARKED SWEET	per lb	0.99 - 1.39	233	1.26						1.28 - 1.99	147	1.53	
Potatoes	ROUND RED	5 lb bag	2.49 - 3.00	284	2.95		3.99	55	3.99		3.49	36	3.49	
Potatoes	ROUND RED	per lb					0.50 - 0.99	88	0.73					
Potatoes	ROUND WHITE	15 lb bag	4.99	21	4.99									
Potatoes	ROUND WHITE	per lb					0.99	42	0.99					
Potatoes	RUSSET	10 lb bag	2.99 - 3.99	240	3.86		1.97 - 3.99	345	3.09					
Potatoes	RUSSET	5 lb bag	0.99 - 2.50	282	1.37		1.49	23	1.49		0.99 - 1.49	371	1.02	
Potatoes	RUSSET	per lb	0.59	30	0.59		0.44	53	0.44		0.38 - 0.79	175	0.52	74
Potatoes	YELLOW TYPE	3 lb bag	3.50	60	3.50									
Potatoes	YELLOW TYPE	5 lb bag	2.49 - 3.99	391	3.23		3.99	55	3.99					
Potatoes	YELLOW TYPE	per lb					0.50	46	0.50					
<b>VEGETABLES</b>														
Artichokes		each					2.99	169	2.99					
Asparagus	GREEN	per lb	2.99 - 3.99	48	3.43		4.99	498	4.99					
Beets		per lb					0.99	42	0.99					
Bok Choy	BABY BOK CHOY	per lb					1.29	40	1.29					
Broccoli		per lb					0.97 - 1.50	119	1.17		1.99	61	1.99	
Broccoli	CROWN CUT	per lb	0.97 - 1.88	326	1.03		1.97 - 2.99	474	2.73					
Brussels Sprouts		per lb					1.49 - 2.99	341	2.31		1.49	23	1.49	
Cabbage	ROUND GREEN TYPE	per lb	0.49 - 0.75	302	0.64		0.50 - 1.69	234	1.26					
Cactus Leaf (Nopales)		1-1.5 lb bags	2.49	65	2.49									
Carrots		2 lb bag									2.98	81	2.98	

Wtd Avg - Simple weighted average



Weekly Grocery Store Specialty Crops Feature Activity  
Friday, April 10, 2026 - Page 22

Commodity	Variety	Unit	SOUTH CENTRAL U.S.				SOUTHWEST U.S.				NORTHWEST U.S.			
			Price Range	Number of Ads	Wtd Avg Price	% Marked Local	Price Range	Number of Ads	Wtd Avg Price	% Marked Local	Price Range	Number of Ads	Wtd Avg Price	% Marked Local
Carrots		per lb	0.79	65	0.79									
Carrots	BABY PEELED	1 lb bag	1.49	42	1.49									
Carrots	BABY PEELED	2 lb bag	2.79 - 2.99	95	2.86		2.50 - 3.49	538	2.77					
Carrots	Baby Peeled Type Marked Small	12 oz bag	1.67	61	1.67									
Cauliflower		each	2.99	42	2.99									
Cauliflower		per lb					0.97 - 1.50	119	1.17		1.99	61	1.99	
Celery		each	0.99 - 1.49	179	1.31		0.69 - 0.99	202	0.86					
Celery		per lb									0.99	36	0.99	
Cilantro		per bunch	0.33 - 0.50	190	0.47		0.33 - 0.49	531	0.42					
Collards		per bunch	1.27	47	1.27									
Corn-Sweet		each					0.75	122	0.75	100	1.25	61	1.25	
Cucumbers		each	0.49	103	0.49		0.99	352	0.99		0.99	61	0.99	
Cucumbers	LONG SEEDLESS - Greenhouse	each	0.89 - 0.99	301	0.90						1.49 - 2.50	104	2.28	
Cucumbers	PERSIAN - Greenhouse	16 oz bag					3.99	187	3.99		3.99	61	3.99	
Eggplant		each					2.49	146	2.49					
Eggplant		per lb	1.79	60	1.79									
Garlic		per sleeve	1.79	65	1.79		1.49 - 2.00	103	1.70					
Jalapeno Peppers		per lb	0.99 - 1.89	381	1.20		0.99 - 1.49	290	1.31					
Jicama		per lb	0.89	95	0.89		0.69 - 0.99	145	0.81					
Lettuce	Green Leaf	each					1.29	46	1.29		1.50 - 1.99	192	1.83	
Lettuce	Iceberg	each	0.97 - 1.99	276	1.53		0.89 - 1.50	410	1.28		2.49	22	2.49	
Lettuce	Red Leaf - Greenhouse	each									1.50	61	1.50	
Lettuce	Red Leaf	each					1.29	46	1.29		1.99	131	1.99	
Lettuce	Romaine	each					1.29	46	1.29		1.50 - 1.99	167	1.88	
Lettuce	Romaine (Hearts)	3 count	2.99 - 3.99	258	3.36		1.99 - 2.00	308	1.99		2.49 - 3.99	429	3.49	
Mixed Mini Sweet Peppers		1 lb package	3.49	95	3.49		2.99	169	2.99		3.98	81	3.98	
Mushrooms	CREMINI	8 oz package	1.15 - 2.69	456	1.66									
Mushrooms	WHITE	8 oz package	1.99 - 2.69	201	2.21						1.89	61	1.89	
Mustard		per bunch	1.27	47	1.27									
Onions, Green		per bunch					0.44 - 0.49	107	0.47					
Peppers (Bell Type)	ASSORTED COLORS	3 count filmbag	3.50 - 4.39	554	3.82		2.99 - 3.99	141	3.84					
Peppers (Bell Type)	ORANGE - Greenhouse	each	1.67	34	1.67		2.49	66	2.49					
Peppers (Bell Type)	ORANGE	each	0.97 - 1.50	472	1.23		2.49	80	2.49		0.99 - 1.67	441	1.43	
Peppers (Bell Type)	RED - Greenhouse	each	1.67	34	1.67		2.49	66	2.49					
Peppers (Bell Type)	RED	each	0.97 - 1.50	575	1.18		2.49	80	2.49		0.99 - 1.67	441	1.43	
Peppers (Bell Type)	YELLOW - Greenhouse	each	1.67	34	1.67		2.49	66	2.49					
Peppers (Bell Type)	YELLOW	each	0.97 - 1.50	472	1.23		2.49	80	2.49		0.99 - 1.67	441	1.43	
Radishes		per bunch	0.50	65	0.50		0.33 - 0.44	222	0.35					

Wtd Avg - Simple weighted average



Weekly Grocery Store Specialty Crops Feature Activity  
Friday, April 10, 2026 - Page 23

Commodity	Variety	Unit	SOUTH CENTRAL U.S.				SOUTHWEST U.S.				NORTHWEST U.S.			
			Price Range	Number of Ads	Wtd Avg Price	% Marked Local	Price Range	Number of Ads	Wtd Avg Price	% Marked Local	Price Range	Number of Ads	Wtd Avg Price	% Marked Local
Salad (Mixed Types)		10-12 oz package	1.77 - 2.99	427	2.68					3.99	36	3.99		
Serrano Peppers		per lb	0.97	47	0.97									
Squash	GREY	per lb	0.89	30	0.89		0.69 - 0.99	174	0.91					
Squash	Yellow Crookneck/Straightneck	per lb	1.49 - 1.79	87	1.70					1.29 - 1.69	154	1.63		
Squash	Zucchini	per lb	1.49 - 1.79	190	1.75		0.69 - 0.99	174	0.91	1.29 - 1.69	154	1.63		
Tomatoes		per lb								3.49	22	3.49		
Tomatoes	Cherry Type	10 oz package								2.99	131	2.99		
Tomatoes	Cherry Type	12 oz package								3.99	23	3.99		
Tomatoes	GRAPE TYPE	10 oz package	1.95 - 4.99	411	2.80		2.00	266	2.00	2.00	142	2.00		
Tomatoes	Plum Type (Roma)	per lb					0.65 - 1.77	241	1.23					
Tomatoes	VINE RIPES - Greenhouse	per lb	1.47 - 1.79	154	1.69		2.99	352	2.99					
Tomatoes	Vine Ripes - Heirloom Varieties - Greenhouse	per lb					5.99	27	5.99					
Tomatoes	VINE RIPES - ON THE VINE - Greenhouse	per lb	1.49 - 3.99	873	2.80		1.97 - 2.99	532	2.46	2.29 - 2.49	146	2.32		
Turnip Tops		per bunch	1.27	47	1.27									

**OTHER SPECIALTY CROP ITEMS**

Hemp (Seed) Oil		12 oz	8.49	92	8.49		8.49	23	8.49	8.49	26	8.49	
Hemp Protein		16 oz	11.99	92	11.99		11.99	23	11.99	11.99	26	11.99	
Hemp Seeds Shelled		16 oz								11.49	26	11.49	
Hemp Seeds Shelled		24 oz								17.99	4	17.99	
Hemp Seeds Shelled		8 oz	6.39 - 8.09	232	7.26		6.39	23	6.39	6.39 - 8.09	30	6.62	
Honey		12 oz	3.99	107	3.99					3.99	4	3.99	
Honey		16 oz								8.79	4	8.79	

**SEASONAL ITEMS**

Ornamentals	Rose, Hybrid Tea	bunched 12s					10.99	61	10.99				
Ornamentals	Tulips	4 Inch Pot								3.99	23	3.99	
Ornamentals	Tulips	6 inch pot	8.00	293	8.00		8.00	365	8.00	8.00 - 9.99	95	8.48	
Ornamentals	Tulips	bunched 10s					11.99	122	11.99	5.99	23	5.99	

Wtd Avg - Simple weighted average



Commodity	Variety	Unit	ALASKA U.S.				HAWAII U.S.			
			Price Range	Number of Ads	Wtd Avg Price	% Marked Local	Price Range	Number of Ads	Wtd Avg Price	% Marked Local
<b>FRUIT</b>										
Apples	COSMIC CRISP	per lb	1.99 - 2.99	39	2.71					
Apples	Envy	per lb	1.99	2	1.99					
Apples	Fuji	3 lb bag				5.49 - 5.69	10	5.63		
Apples	Fuji	per lb	1.69 - 1.99	3	1.89	1.49	2	1.49		
Apples	Pink Lady/Cripps Pink	per lb	1.99	13	1.99	1.79	7	1.79		
Apples, Processed	Juice	128 oz (1 gallon)	7.49	11	7.49					
Apples, Processed	Juice	64 oz (1/2 gallon)	2.59 - 4.99	14	3.10	4.99	23	4.99		
Avocados	Hass	each	1.50	2	1.50	1.67	23	1.67		
Avocados	Hass-Marked Large	each	1.99	1	1.99	2.34	4	2.34		
Bananas		per lb				1.29	3	1.29		
Blackberries		5.6-6 oz package	3.50	2	3.50					
Blueberries		9.8 oz package	7.99	11	7.99					
Cantaloupes		each	3.19	28	3.19					
Dekopon (Shiranui)		per lb	3.49	11	3.49	5.43	4	5.43		
Grapefruit	RED	each	1.98 - 2.49	14	2.38					
Grapes	Black Seedless	per lb	2.99	22	2.99	4.19	7	4.19		
Grapes	Red Seedless	per lb	2.99 - 3.99	34	3.32	2.99 - 3.69	50	3.34		
Grapes	White Seedless Type	per lb	2.99 - 3.99	34	3.32	2.99 - 5.79	56	4.64		
Lemons		2 lb bag	5.49	11	5.49					
Limes		2 pound bags	5.49	11	5.49					
Limes		each	1.49	11	1.49					
Mangoes	Round Varieties	each	2.50	2	2.50					
Mangoes	Round Varieties	per lb				6.99	33	6.99		
Oranges	Navel	4 lb bag	4.99	11	4.99					
Oranges	Navel	8 lb bag	7.99	11	7.99					
Oranges	Navel	per lb	1.29 - 2.29	34	1.82	2.19	7	2.19		
Oranges	Navel, Cara Cara	3 lb bag				4.99	27	4.99		
Oranges	Navel, Cara Cara	per lb	2.29 - 2.49	22	2.39					
Pears	D'Anjou	per lb	1.48	3	1.48	1.99	7	1.99		
Pears	RED TYPE	per lb	1.48 - 1.49	4	1.48					
Raspberries		6 oz package	3.50 - 3.78	5	3.67					
Strawberries		1 lb package	3.99	1	3.99					
Tangerines/Mandarins		3 lb bag	8.49 - 11.49	37	10.76					
Tangerines/Mandarins		5 lb package	7.99	11	7.99					
Watermelons	Red Flesh Seedless Miniature	per lb	1.19	1	1.19					
<b>POTATOES &amp; ONIONS</b>										
Onions, Dry	RED	per lb				1.69	7	1.69		

Wtd Avg - Simple weighted average



Commodity	Variety	Unit	ALASKA U.S.				HAWAII U.S.			
			Price Range	Number of Ads	Wtd Avg Price	% Marked Local	Price Range	Number of Ads	Wtd Avg Price	% Marked Local
Onions, Dry	Red, Marked Sweet	per lb					2.59	23	2.59	
Onions, Dry	YELLOW	per lb	0.89 - 1.69	29	1.66					
Onions, Dry	YELLOW MARKED SWEET	per lb	0.99 - 1.68	5	1.40		2.39	4	2.39	
Potatoes	ROUND RED	5 lb bag	3.49	2	3.49					
Potatoes	ROUND RED	per lb	1.19	1	1.19		1.49	7	1.49	
Potatoes	RUSSET	5 lb bag	1.99	11	1.99		4.99	3	4.99	
Potatoes	RUSSET	per lb	0.99	9	0.99					
Potatoes	YELLOW TYPE	per lb	1.19	1	1.19					

**VEGETABLES**

Asparagus	GREEN	per lb	4.99	9	4.99		4.99	3	4.99	
Bok Choy		per lb	3.47	11	3.47					
Broccoli	CROWN CUT	per lb					2.49 - 2.79	27	2.75	
Cabbage	ROUND GREEN TYPE	per lb	1.18 - 2.49	31	2.36					
Carrots		2 lb bag	4.99	28	4.99					
Cauliflower		per lb					2.99	3	2.99	
Celery		per lb	1.89	2	1.89		1.99	10	1.99	
Chinese Cabbage		per lb					1.29	2	1.29	
Corn-Sweet		trays 4-5 ears film wrapped	6.00	11	6.00					
Cucumbers		each	1.50	9	1.50					
Cucumbers		per lb					4.99	3	4.99	
Cucumbers	LONG SEEDLESS - Greenhouse	each	2.19 - 2.49	3	2.29					
Cucumbers	PERSIAN - Greenhouse	16 oz bag	3.39	1	3.39					
Jalapeno Peppers		per lb	2.49	1	2.49					
Lettuce	Iceberg	each	2.29	2	2.29		3.49	23	3.49	
Lettuce	Romaine	per lb					2.29 - 2.99	7	2.69	
Lettuce	Romaine (Hearts)	3 count	4.99	11	4.99					
Mixed Mini Sweet Peppers		1 lb package	3.68	3	3.68					
Mushrooms	WHITE	8 oz package	2.59 - 2.79	4	2.69		3.49	3	3.49	
Onions, Green		per bunch	0.99	9	0.99					
Peppers (Bell Type)	ORANGE	each	2.50	13	2.50					
Peppers (Bell Type)	RED	each	2.50	13	2.50					
Peppers (Bell Type)	YELLOW	each	2.50	13	2.50					
Radishes		per bunch	1.69	1	1.69					
Salad (Mixed Types)		10-12 oz package	3.00	2	3.00					
Squash	Acorn	per lb					2.09	7	2.09	
Squash	Butternut	per lb					2.09	7	2.09	
Squash	Spaghetti	per lb					2.09	7	2.09	

Wtd Avg - Simple weighted average



Commodity	Variety	Unit	ALASKA U.S.				HAWAII U.S.			
			Price Range	Number of Ads	Wtd Avg Price	% Marked Local	Price Range	Number of Ads	Wtd Avg Price	% Marked Local
Squash	Yellow Crookneck/Straightneck	per lb	1.88	3	1.88					
Squash	Zucchini	per lb	1.88 - 2.29	4	1.98					
Sweet Potatoes		per lb				2.09	3	2.09		
Tomatoes		per lb	2.49	2	2.49	1.29 - 3.69	49	2.55	46	
Tomatoes	GRAPE TYPE	10 oz package	3.99	1	3.99					
Tomatoes	GRAPE TYPE	16 oz	6.00	11	6.00					
Tomatoes	VINE RIPES - ON THE VINE - Greenhouse	per lb	2.29 - 3.49	13	3.31					
<b>OTHER SPECIALTY CROP ITEMS</b>										
Hemp Seeds Shelled		8 oz	8.19	11	8.19		14.99	33	14.99	
Honey		12 oz	8.49 - 10.49	22	9.49	50				
Honey		16 oz	7.59 - 10.49	22	9.04					

Wtd Avg - Simple weighted average



## NATIONAL ORGANIC SUMMARY

(not including AK & HI)

Fruit									
Commodity	Variety	Unit	THIS WEEK		LAST WEEK		LAST YEAR		
			Number of Ads	Wtd Avg Price	Number of Ads	Wtd Avg Price	Number of Ads	Wtd Avg Price	
Apples	Ambrosia	2 lb bag	183	3.99	183	3.99			
Apples	COSMIC CRISP	per lb	2,178	2.39	414	3.04	943	2.47	
Apples	Fuji	2 lb bag	520	4.59	859	4.78	220	3.95	
Apples	Gala/Royal Gala	2 lb bag	458	4.88	458	4.88	364	3.14	
Apples	Gala/Royal Gala	3 lb bag	1,981	4.29			7	5.99	
Apples	Granny Smith	2 lb bag	120	4.99	1,606	4.35	404	4.14	
Apples	Granny Smith	per lb	73	2.49	27	2.49	279	2.46	
Apples	Honeycrisp	2 lb bag	83	6.52	22	5.99			
Apples	Honeycrisp	per lb	481	3.88	67	3.10	83	2.96	
Apples	OPAL	2 lb bag	102	3.77					
Apples	Pink Lady/Cripps Pink	per lb	221	1.82					
Avocados	Hass	3 count mesh bags	74	6.99					
Avocados	Hass	4 count mesh bags	481	5.54	803	5.32			
Avocados	Hass	each	228	1.75	368	1.78	109	1.39	
Avocados	Hass-Marked Large	each	115	1.77	53	1.50			
Bananas		per lb	175	0.76	156	0.87	732	0.86	
Blackberries		5.6-6 oz package	1,662	3.98	479	3.63	676	4.33	
Blueberries		18 oz package	154	6.99	154	6.99			
Blueberries		6 oz package	165	4.20	34	3.99	1,204	3.67	
Clementines		2 lb bag	80	5.00	190	4.99	115	5.32	
Grapes	Red Seedless	per lb	187	1.98					
Lemons		2 lb bag	190	4.99	671	5.23	116	3.27	
Lemons		each	96	0.99			70	0.92	
Limes		1 pound bags	372	4.43					
Mangoes	Round Varieties	each	400	1.71	225	1.53	490	1.73	
Oranges	Navel	3 lb bag	190	6.99	537	5.69	792	5.78	
Oranges	Navel	4 lb bag	183	5.99	183	5.99	34	6.99	
Oranges	Navel, Cara Cara	3 lb bag	183	5.99	530	5.33			
Papaya	Maradol/Tainung Types	per lb	328	2.21			67	2.21	
Pears	Bosc	per lb	53	1.99					
Pears	D'Anjou	per lb	53	1.99					
Raspberries		6 oz package	569	4.73	141	4.40	1,375	5.03	
Strawberries		1 lb package	2,010	5.04	1,281	5.17	2,812	4.65	
Strawberries		2 lb package	100	7.99	100	7.99	116	8.24	
Tangerines/Mandarins		2 lb bag	2,041	5.20	4,485	4.21	1,738	4.92	
Tangerines/Mandarins		3 lb bag	395	6.55					

Wtd Avg - Simple weighted average



Potatoes & Onions								
Commodity	Variety	Unit	THIS WEEK		LAST WEEK		LAST YEAR	
			Number of Ads	Wtd Avg Price	Number of Ads	Wtd Avg Price	Number of Ads	Wtd Avg Price
Onions, Dry	RED	per lb	154	1.49	154	1.49		
Onions, Dry	YELLOW	3 lb bag	190	4.99	336	4.13	190	4.99
Onions, Dry	YELLOW MARKED SWEET	3 lb bag	162	3.99				
Potatoes	MIXED COLORS	24 oz bag	375	4.00	190	4.99		
Potatoes	ROUND RED	24 oz bag	190	4.99	190	4.99		
Potatoes	ROUND RED	3 lb bag	140	4.22	146	3.50	265	3.99
Potatoes	RUSSET	3 lb bag	1,079	3.55	266	5.80		
Potatoes	RUSSET	per lb	154	1.49	154	1.49	154	1.49
Potatoes	YELLOW TYPE	24 oz bag	375	4.00	190	4.99		
Potatoes	YELLOW TYPE	3 lb bag	25	3.97	227	3.67	1,210	3.99

Vegetables								
Commodity	Variety	Unit	THIS WEEK		LAST WEEK		LAST YEAR	
			Number of Ads	Wtd Avg Price	Number of Ads	Wtd Avg Price	Number of Ads	Wtd Avg Price
Asparagus	GREEN	per lb	837	4.88	2,892	3.56	674	4.37
Beans	ROUND GREEN TYPE	12 oz bag	369	3.55	289	4.87	496	4.46
Bok Choy	BABY BOK CHOY	per lb	66	3.99				
Broccoli		per bunch	314	4.04	343	2.90	252	3.72
Broccoli		per lb	295	2.48	81	2.98	24	2.45
Broccoli	CROWN CUT	per lb	197	3.22	38	3.99	314	2.77
Carrots		1 lb bag	20	1.50			359	1.51
Carrots		2 lb bag	74	2.49	316	2.50	447	2.28
Carrots		per lb	154	1.29	154	1.29	230	1.32
Carrots	BABY PEELED	1 lb bag	396	2.12	390	1.92	914	2.14
Cauliflower		each	329	3.99	257	3.99	351	3.53
Cauliflower		per lb	53	1.29	21	1.48		
Celery		each	20	2.00	130	2.90	62	1.36
Celery	HEARTS	per package	116	2.58	61	3.30	536	3.74
Cucumbers	LONG SEEDLESS - Greenhouse	each	414	2.77			351	2.75
Kale		per bunch	38	1.69	40	2.08	37	2.37
Lettuce	Boston	each	35	4.99				
Lettuce	Iceberg	each	221	3.15	183	3.49	197	3.49
Lettuce	Romaine	each	34	3.99				
Lettuce	Romaine (Hearts)	3 count	313	3.75	206	3.73	362	4.15
Mixed Mini Sweet Peppers		1 lb package	86	3.68				
Mixed Mini Sweet Peppers		8 oz package	27	2.99				
Mushrooms	CREMINI	6 oz package	86	1.99				
Mushrooms	WHITE	8 oz package	105	2.71	214	3.09	166	3.07
Peppers (Bell Type)	ASSORTED COLORS	3 count flmbag	122	4.99	75	4.99		
Peppers (Bell Type)	ORANGE	each	275	2.99			23	1.50
Peppers (Bell Type)	RED	each	275	2.99			47	2.01
Peppers (Bell Type)	YELLOW	each	275	2.99			23	1.50

Wtd Avg - Simple weighted average



Weekly Grocery Store Specialty Crops Feature Activity  
Friday, April 10, 2026 - Page 29

Commodity	Variety	Unit	THIS WEEK		LAST WEEK		LAST YEAR	
			Number of Ads	Wtd Avg Price	Number of Ads	Wtd Avg Price	Number of Ads	Wtd Avg Price
Salad (Mixed Types)		1 lb package	259	5.00			85	4.99
Salad (Mixed Types)		10-12 oz package	795	5.03	550	4.66	252	5.55
Salad (Mixed Types)		5-9 oz package	1,617	3.25	1,252	3.34	2,027	3.37
Salad (Mixed Types)	Spring Mix	10-12 oz package	122	4.99	52	5.99		
Salad (Mixed Types)	Spring Mix	5-9 oz package	200	3.88	212	4.07		
Spinach	FLAT TYPE	11 oz package	32	5.49				
Spinach	FLAT TYPE	5-7 oz package	164	3.57	115	3.06	451	3.02
Spinach	FLAT TYPE	8-10 oz package	66	4.99	137	5.84	196	4.92
Squash	Butternut	per lb	38	1.19				
Squash	Yellow Crookneck/Straightneck	per lb	21	0.98				
Squash	Zucchini	per lb	21	0.98			13	0.99
Swiss Chard		per bunch	20	2.00				
Tomatoes		per lb	154	2.49	154	2.49	128	2.99
Tomatoes	GRAPE TYPE	1 pint package	264	3.65	334	3.19	96	3.94
Tomatoes	GRAPE TYPE	10 oz package	514	3.74	205	3.76	268	3.31

**Other Specialty Crop Items**

Commodity	Variety	Unit	THIS WEEK		LAST WEEK		LAST YEAR	
			Number of Ads	Wtd Avg Price	Number of Ads	Wtd Avg Price	Number of Ads	Wtd Avg Price
Hemp (Seed) Oil		16 oz	297	15.34	190	16.33	304	16.99
Hemp Protein		12 oz	65	10.99	4	10.99	197	15.49
Hemp Protein		16 oz	154	14.69	141	14.69		
Hemp Protein		32 oz	141	26.49	154	26.49		
Hemp Seeds Shelled		12 oz	587	12.69	476	12.98	647	14.54
Hemp Seeds Shelled		24 oz	65	22.99	65	22.99		
Hemp Seeds Shelled		7 oz	490	8.85	477	8.88	812	10.16
Hemp Seeds Shelled		8 oz	172	9.99	65	9.99	197	13.49
Honey		12 oz	101	6.90	51	8.14		
Honey		16 oz	256	10.45	149	11.06		

Wtd Avg - Simple weighted average



### REGIONAL ORGANIC DETAILS

Commodity	Variety	Unit	NORTHEAST U.S.				SOUTHEAST U.S.				MIDWEST U.S.			
			Price Range	Number of Ads	Wtd Avg Price	% Marked Local	Price Range	Number of Ads	Wtd Avg Price	% Marked Local	Price Range	Number of Ads	Wtd Avg Price	% Marked Local
<b>FRUIT</b>														
Apples	Ambrosia	2 lb bag	3.99	183	3.99									
Apples	COSMIC CRISP	per lb					2.49	463	2.49		2.49	686	2.49	
Apples	Fuji	2 lb bag	3.99 - 4.99	373	4.50						4.97	25	4.97	
Apples	Gala/Royal Gala	2 lb bag	4.99	321	4.99									
Apples	Gala/Royal Gala	3 lb bag	4.29	442	4.29		4.29	530	4.29		4.29	735	4.29	
Apples	Granny Smith	2 lb bag									4.97	25	4.97	
Apples	Granny Smith	per lb					2.49	73	2.49					
Apples	Honeycrisp	2 lb bag									5.99 - 6.99	83	6.52	
Apples	Honeycrisp	per lb	3.88	122	3.88		3.88	86	3.88		3.88	67	3.88	
Avocados	Hass	3 count mesh bags					6.99	74	6.99					
Avocados	Hass	4 count mesh bags	5.54	122	5.54		5.54	86	5.54		5.54	67	5.54	
Avocados	Hass	each	1.69 - 2.00	182	1.94									
Avocados	Hass-Marked Large	each	1.67 - 2.00	55	1.88						1.67	60	1.67	
Bananas		per lb									0.74 - 0.88	175	0.76	
Blackberries		5.6-6 oz package	3.49 - 4.79	147	4.13		3.49 - 4.99	1384	3.97					
Blueberries		18 oz package									6.99	13	6.99	
Blueberries		6 oz package					4.99	34	4.99					
Grapes	Red Seedless	per lb					1.98	187	1.98					
Lemons		2 lb bag	4.99	190	4.99									
Lemons		each					0.99	73	0.99					
Limes		1 pound bags	4.43	122	4.43		4.43	86	4.43		4.43	67	4.43	
Mangoes	Round Varieties	each					1.66	52	1.66					
Oranges	Navel	3 lb bag	6.99	190	6.99									
Oranges	Navel	4 lb bag	5.99	183	5.99									
Oranges	Navel, Cara Cara	3 lb bag	5.99	183	5.99									
Papaya	Maradol/Tainung Types	per lb	2.21	122	2.21									
Raspberries		6 oz package	4.79	72	4.79		4.99	366	4.99					
Strawberries		1 lb package	5.32 - 5.99	377	5.77		4.99 - 5.32	120	5.23		4.79 - 4.99	349	4.95	
Strawberries		2 lb package									7.99	39	7.99	
Tangerines/Mandarins		2 lb bag	4.99 - 5.99	229	5.79		4.98 - 4.99	1382	4.99		4.99 - 5.99	227	5.87	
Tangerines/Mandarins		3 lb bag	6.66	122	6.66						5.99	67	5.99	
<b>POTATOES &amp; ONIONS</b>														
Onions, Dry	RED	per lb									1.49	13	1.49	
Onions, Dry	YELLOW	3 lb bag	4.99	190	4.99									
Onions, Dry	YELLOW MARKED SWEET	3 lb bag	3.99	162	3.99									
Potatoes	MIXED COLORS	24 oz bag	2.99 - 4.99	375	4.00									
Potatoes	ROUND RED	24 oz bag	4.99	190	4.99									

Wtd Avg - Simple weighted average



Weekly Grocery Store Specialty Crops Feature Activity  
Friday, April 10, 2026 - Page 31

Commodity	Variety	Unit	NORTHEAST U.S.				SOUTHEAST U.S.				MIDWEST U.S.			
			Price Range	Number of Ads	Wtd Avg Price	% Marked Local	Price Range	Number of Ads	Wtd Avg Price	% Marked Local	Price Range	Number of Ads	Wtd Avg Price	% Marked Local
Potatoes	ROUND RED	3 lb bag					4.99	34	4.99		3.97	25	3.97	
Potatoes	RUSSET	3 lb bag	3.49	75	3.49		3.49 - 4.99	979	3.54		3.97	25	3.97	
Potatoes	RUSSET	per lb									1.49	13	1.49	
Potatoes	YELLOW TYPE	24 oz bag	2.99 - 4.99	375	4.00									
Potatoes	YELLOW TYPE	3 lb bag									3.97	25	3.97	
<b>VEGETABLES</b>														
Asparagus	GREEN	per lb	3.98 - 5.54	131	5.43		3.98 - 5.54	138	4.95		5.54	67	5.54	
Beans	ROUND GREEN TYPE	12 oz bag	3.49 - 3.99	369	3.55									
Broccoli		per bunch	2.48 - 4.99	116	4.80		2.48	52	2.48					
Broccoli	CROWN CUT	per lb	1.99 - 3.49	197	3.22									
Carrots		1 lb bag	1.50	20	1.50									
Carrots		2 lb bag					2.49	74	2.49					
Carrots		per lb									1.29	13	1.29	
Carrots	BABY PEELED	1 lb bag	1.99 - 2.99	274	2.13		1.99	38	1.99					
Cauliflower		each	3.99	183	3.99									
Celery		each	2.00	20	2.00									
Cucumbers	LONG SEEDLESS - Greenhouse	each	2.77	122	2.77		2.77	86	2.77					
Kale		per bunch	1.69	38	1.69									
Lettuce	Boston	each									4.99	35	4.99	
Lettuce	Iceberg	each	1.50 - 3.49	221	3.15									
Lettuce	Romaine	each					3.99	34	3.99					
Lettuce	Romaine (Hearts)	3 count	2.00 - 5.99	231	3.89									
Mixed Mini Sweet Peppers		1 lb package					2.98	26	2.98		3.99	60	3.99	
Mushrooms	CREMINI	6 oz package	1.99	86	1.99									
Mushrooms	WHITE	8 oz package	2.50 - 2.99	105	2.71									
Peppers (Bell Type)	ORANGE	each	2.99	237	2.99		2.99	38	2.99					
Peppers (Bell Type)	RED	each	2.99	237	2.99		2.99	38	2.99					
Peppers (Bell Type)	YELLOW	each	2.99	237	2.99		2.99	38	2.99					
Salad (Mixed Types)		1 lb package									4.99	60	4.99	
Salad (Mixed Types)		10-12 oz package	6.99	27	6.99									
Salad (Mixed Types)		5-9 oz package	2.99 - 3.99	895	3.26		2.99	34	2.99		2.97 - 3.69	167	3.39	
Salad (Mixed Types)	Spring Mix	5-9 oz package	3.50	46	3.50						3.99	13	3.99	
Spinach	FLAT TYPE	11 oz package	5.49	32	5.49									
Spinach	FLAT TYPE	5-7 oz package					2.99	52	2.99					
Squash	Butternut	per lb	1.19	38	1.19									
Tomatoes		per lb									2.49	13	2.49	
Tomatoes	GRAPE TYPE	1 pint package	2.99 - 3.49	85	3.37		3.49	73	3.49		3.99	106	3.99	
Tomatoes	GRAPE TYPE	10 oz package	2.99 - 3.49	368	3.24									
<b>OTHER SPECIALTY CROP ITEMS</b>														
Hemp (Seed) Oil		16 oz	13.59	9	13.59						16.76	13	16.76	

Wtd Avg - Simple weighted average



Weekly Grocery Store Specialty Crops Feature Activity  
 Friday, April 10, 2026 - Page 32

Commodity	Variety	Unit	NORTHEAST U.S.				SOUTHEAST U.S.				MIDWEST U.S.			
			Price Range	Number of Ads	Wtd Avg Price	% Marked Local	Price Range	Number of Ads	Wtd Avg Price	% Marked Local	Price Range	Number of Ads	Wtd Avg Price	% Marked Local
Hemp Protein		12 oz	10.99	9	10.99		10.99	52	10.99					
Hemp Protein		16 oz									14.69	13	14.69	
Hemp Seeds Shelled		12 oz	13.59	9	13.59		13.59	52	13.59		11.89 - 13.39	26	12.64	
Hemp Seeds Shelled		24 oz	22.99	9	22.99		22.99	52	22.99					
Hemp Seeds Shelled		7 oz	10.39	9	10.39		10.39	52	10.39		7.79 - 7.99	26	7.89	
Hemp Seeds Shelled		8 oz	9.99	9	9.99		9.99	52	9.99					
Honey		12 oz	5.99	59	5.99		7.99	38	7.99					
Honey		16 oz					5.99	38	5.99					

Wtd Avg - Simple weighted average



Commodity	Variety	Unit	SOUTH CENTRAL U.S.				SOUTHWEST U.S.				NORTHWEST U.S.			
			Price Range	Number of Ads	Wtd Avg Price	% Marked Local	Price Range	Number of Ads	Wtd Avg Price	% Marked Local	Price Range	Number of Ads	Wtd Avg Price	% Marked Local
<b>FRUIT</b>														
Apples	COSMIC CRISP	per lb	1.99 - 2.49	496	2.34		0.99 - 2.49	410	2.11		2.49	123	2.49	100
Apples	Fuji	2 lb bag	3.99 - 4.99	122	4.77									
Apples	Gala/Royal Gala	2 lb bag	4.99	95	4.99		3.79	42	3.79					
Apples	Gala/Royal Gala	3 lb bag	4.29	274	4.29									
Apples	Granny Smith	2 lb bag	4.99	95	4.99									
Apples	Honeycrisp	per lb	3.88	75	3.88		3.88	109	3.88		3.88	22	3.88	
Apples	OPAL	2 lb bag									2.98 - 3.98	102	3.77	79
Apples	Pink Lady/Cripps Pink	per lb	1.99	148	1.99		1.49	73	1.49					
Avocados	Hass	4 count mesh bags	5.54	75	5.54		5.54	109	5.54		5.54	22	5.54	
Avocados	Hass	each	1.00	23	1.00		0.99	23	0.99					
Blackberries		5.6-6 oz package									3.99	131	3.99	
Blueberries		18 oz package	6.99	92	6.99		6.99	23	6.99		6.99	26	6.99	
Blueberries		6 oz package									3.99	131	3.99	
Clementines		2 lb bag					5.00	80	5.00					
Lemons		each					0.99	23	0.99					
Limes		1 pound bags	4.43	75	4.43						4.43	22	4.43	
Mangoes	Round Varieties	each	1.67	107	1.67		1.67 - 2.00	237	1.74		1.67	4	1.67	
Papaya	Maradol/Tainung Types	per lb	2.21	75	2.21		2.21	109	2.21		2.21	22	2.21	
Pears	Bosc	per lb					1.99	53	1.99					
Pears	D'Anjou	per lb					1.99	53	1.99					
Raspberries		6 oz package									3.99	131	3.99	
Strawberries		1 lb package	3.99 - 5.32	437	4.83		3.99 - 5.32	574	4.96		3.99 - 5.32	153	4.18	
Strawberries		2 lb package	7.99	61	7.99									
Tangerines/Mandarins		2 lb bag	4.99 - 5.99	137	5.30		5.00	66	5.00					
Tangerines/Mandarins		3 lb bag	6.66	75	6.66		6.66	109	6.66		6.66	22	6.66	
<b>POTATOES &amp; ONIONS</b>														
Onions, Dry	RED	per lb	1.49	92	1.49		1.49	23	1.49		1.49	26	1.49	
Potatoes	ROUND RED	3 lb bag									3.98	81	3.98	
Potatoes	RUSSET	per lb	1.49	92	1.49		1.49	23	1.49		1.49	26	1.49	
<b>VEGETABLES</b>														
Asparagus	GREEN	per lb	3.98 - 5.54	182	4.62		3.98 - 5.54	293	4.56		3.98 - 5.54	26	5.30	
Bok Choy	BABY BOK CHOY	per lb					3.99	66	3.99					
Broccoli		per bunch					3.99	146	3.99					
Broccoli		per lb	2.48	107	2.48		2.48	184	2.48		2.48	4	2.48	
Carrots		per lb	1.29	92	1.29		1.29	23	1.29		1.29	26	1.29	
Carrots	BABY PEELED	1 lb bag	2.49	42	2.49		1.79	42	1.79					
Cauliflower		each					3.99	146	3.99					
Cauliflower		per lb					1.29	53	1.29					
Celery	HEARTS	per package					2.50 - 2.98	93	2.60		2.50	23	2.50	

Wtd Avg - Simple weighted average



Weekly Grocery Store Specialty Crops Feature Activity  
Friday, April 10, 2026 - Page 34

Commodity	Variety	Unit	SOUTH CENTRAL U.S.				SOUTHWEST U.S.				NORTHWEST U.S.			
			Price Range	Number of Ads	Wtd Avg Price	% Marked Local	Price Range	Number of Ads	Wtd Avg Price	% Marked Local	Price Range	Number of Ads	Wtd Avg Price	% Marked Local
Cucumbers	LONG SEEDLESS - Greenhouse	each	2.77	75	2.77		2.77	109	2.77		2.77	22	2.77	
Lettuce	Romaine (Hearts)	3 count									2.98 - 3.49	82	3.36	
Mixed Mini Sweet Peppers		8 oz package	2.99	27	2.99									
Peppers (Bell Type)	ASSORTED COLORS	3 count filmbag					4.99	122	4.99					
Salad (Mixed Types)		1 lb package					5.00	199	5.00					
Salad (Mixed Types)		10-12 oz package	4.99	34	4.99		4.49 - 5.00	447	4.94		5.00	287	5.00	
Salad (Mixed Types)		5-9 oz package	2.99 - 3.49	232	3.13		2.97	73	2.97		2.99 - 3.98	216	3.36	
Salad (Mixed Types)	Spring Mix	10-12 oz package					4.99	122	4.99					
Salad (Mixed Types)	Spring Mix	5-9 oz package	3.99	92	3.99		3.99	23	3.99		3.99	26	3.99	
Spinach	FLAT TYPE	5-7 oz package	3.49	31	3.49						3.98	81	3.98	
Spinach	FLAT TYPE	8-10 oz package					4.99	66	4.99					
Squash	Yellow Crookneck/Straightneck	per lb									0.98	21	0.98	
Squash	Zucchini	per lb									0.98	21	0.98	
Swiss Chard		per bunch					2.00	20	2.00					
Tomatoes		per lb	2.49	92	2.49		2.49	23	2.49		2.49	26	2.49	
Tomatoes	GRAPE TYPE	10 oz package					4.99	146	4.99					
<b>OTHER SPECIALTY CROP ITEMS</b>														
Hemp (Seed) Oil		16 oz	13.59 - 16.76	199	15.06		14.99 - 16.76	46	15.88		13.59 - 16.76	30	16.34	
Hemp Protein		12 oz									10.99	4	10.99	
Hemp Protein		16 oz	14.69	92	14.69		14.69	23	14.69		14.69	26	14.69	
Hemp Protein		32 oz	26.49	92	26.49		26.49	23	26.49		26.49	26	26.49	
Hemp Seeds Shelled		12 oz	10.99 - 13.99	398	12.56		11.89 - 13.39	46	12.64		11.89 - 13.59	56	12.71	
Hemp Seeds Shelled		24 oz									22.99	4	22.99	
Hemp Seeds Shelled		7 oz	7.79 - 10.39	324	8.83		7.99	23	7.99		7.79 - 10.39	56	8.07	
Hemp Seeds Shelled		8 oz	9.99	107	9.99						9.99	4	9.99	
Honey		12 oz									9.99	4	9.99	
Honey		16 oz	10.49 - 11.99	214	11.24						10.49	4	10.49	

Wtd Avg - Simple weighted average



Commodity	Variety	Unit	ALASKA U.S.				HAWAII U.S.			
			Price Range	Number of Ads	Wtd Avg Price	% Marked Local	Price Range	Number of Ads	Wtd Avg Price	% Marked Local
<b>FRUIT</b>										
Apples	COSMIC CRISP	per lb	2.99	11	2.99					
Apples	Granny Smith	per lb	1.89	1	1.89					
Apples	Honeycrisp	per lb	3.29	2	3.29		5.43	4	5.43	
Avocados	Hass	4 count mesh bags					7.76	4	7.76	
Avocados	Hass	each	1.68	3	1.68					
Lemons		each	0.88	3	0.88					
Limes		1 pound bags					6.21	4	6.21	
Papaya	Maradol/Tainung Types	per lb					3.10	4	3.10	
Strawberries		1 lb package	5.29	2	5.29		7.45	4	7.45	
Tangerines/Mandarins		3 lb bag					9.32	4	9.32	
<b>POTATOES &amp; ONIONS</b>										
Onions, Dry	YELLOW	3 lb bag	4.49	1	4.49					
<b>VEGETABLES</b>										
Asparagus	GREEN	per lb					7.77	4	7.77	
Beans	ROUND GREEN TYPE	12 oz bag	4.49	11	4.49					
Carrots		per bunch	3.19	1	3.19					
Cauliflower		each	1.98	3	1.98					
Cucumbers	LONG SEEDLESS - Greenhouse	each					3.87	4	3.87	
Kale		per bunch	2.59	1	2.59					
Mixed Mini Sweet Peppers		1 lb package	5.79	11	5.79					
Mushrooms	WHITE	8 oz package	2.78	3	2.78					
Salad (Mixed Types)		10-12 oz package	6.00	11	6.00					
Squash	Zucchini	per lb	2.29	2	2.29					
<b>OTHER SPECIALTY CROP ITEMS</b>										
Hemp Seeds Shelled		7 oz	9.29	11	9.29					

Wtd Avg - Simple weighted average

### REGIONAL DEFINITIONS

As used in this report, regions include the following states:

NORTHEAST U.S.	Connecticut, Delaware, Massachusetts, Maryland, Maine, New Hampshire, New Jersey, New York, Pennsylvania, Rhode Island and Vermont
SOUTHEAST U.S.	Alabama, Florida, Georgia, Mississippi, North Carolina, South Carolina, Tennessee, Virginia and West Virginia
MIDWEST U.S.	Iowa, Illinois, Indiana, Kentucky, Michigan, Minnesota, North Dakota, Nebraska, Ohio, South Dakota and Wisconsin
SOUTH CENTRAL U.S.	Arkansas, Colorado, Kansas, Louisiana, Missouri, New Mexico, Oklahoma, and Texas
SOUTHWEST U.S.	Arizona, California, Nevada and Utah
NORTHWEST U.S.	Idaho, Montana, Oregon, Washington, and Wyoming
ALASKA	Alaska
HAWAII	Hawaii
NATIONAL	Continental United States

1 -- Specialty Crops Market News surveys nearly 271 retailers, comprising over 29,700 individual stores, with online weekly advertised features.

2 -- Date range reflects one week of data collection ending on the report date and encompassing ad pricing good from the Saturday before the report release date through the following Friday.