

**AUCTION SUMMARY**

<a href="#">AMS 1281</a>		7,880		Wednesday	
<b>OKC West Livestock</b> El Reno, OK					
Feeder Steers	600-700 lbs	400.00-445.00	Feeder Heifers	500-600 lbs	415.00-450.00
Medium &	700-800 lbs	373.00-407.50	Medium &	600-700 lbs	365.00-425.00
Large #1	800-900 lbs	348.50-375.00	Large #1	700-800 lbs	341.00-374.00
	900-1000 lbs	330.00-356.50		800-900 lbs	325.00-350.00
	1000-1100 lbs	314.00-325.00		900-1000 lbs	310.00-332.50

<a href="#">AMS 2020</a>		5,579		Wednesday	
<b>Hub City Livestock</b> Aberdeen, SD					
Feeder Steers	500-600 lbs	487.00-511.00	Feeder Heifers	500-600 lbs	426.00-485.00
Medium &	600-700 lbs	426.00-463.00	Medium &	600-700 lbs	403.00-422.00
Large #1	700-800 lbs	381.00-440.50	Large #1	700-800 lbs	347.50-394.00
	800-900 lbs	360.00-384.50		800-900 lbs	324.00-360.50
	900-1000 lbs	332.50-361.75		900-1000 lbs	303.00-337.50

<a href="#">AMS 1848</a>		2,649		Wednesday	
<b>Huss Livestock</b> Kearney, NE					
Feeder Steers	500-600 lbs	481.00-538.00	Feeder Heifers	500-600 lbs	447.00-463.00
Medium &	600-700 lbs	442.00-459.00	Medium &	600-700 lbs	380.00-435.50
Large #1	700-800 lbs	408.00-427.50	Large #1	700-800 lbs	348.00-354.50
	800-900 lbs	353.00-376.00		800-900 lbs	345.00-350.00
	900-1000 lbs	342.00-354.00		900-1000 lbs	318.50

**CHICAGO MERCANTILE EXCHANGE LIVESTOCK FUTURES SETTLEMENTS** Thursday

<u>Live Cattle</u>			<u>Feeder Cattle</u>		
		<u>Change</u>			<u>Change</u>
Apr	249.775	0.775	Apr	372.525	1.850
Jun	247.200	1.275	May	370.425	2.425
Aug	243.200	0.925	Aug	370.125	2.175

**CHICAGO BOARD OF TRADE GRAIN FUTURES SETTLEMENTS** Thursday

<u>Corn</u>			<u>Soybeans</u>		
		<u>Change</u>			<u>Change</u>
May	4.4575	0.0175	May	11.6900	0.0375
Jul	4.6525	0.0125	Jul	11.8500	0.0400
Sep	4.6000	0.0075	Aug	11.8000	0.0425

<b>KANSAS CITY BOARD OF TRADE</b>			<u>Wheat</u>		
		<u>Change</u>			<u>Change</u>
			May	5.9250	0.0200
			Jul	6.0725	0.0150
			Sep	6.2100	0.0075

[AMS 2466](#) Thursday

**5 AREA WKLY ACCUMULATED WTD AVG SLAUGHTER CATTLE PRICE**

	<u>Head Count</u>	<u>Avg Weight</u>	<u>Avg Price</u>
Live Steer	175	1,438	245.89
Live Heifer	698	1,301	246.00
Dressed Steer			
Dressed Heifer			

[AMS 2453](#) Thursday

**DAILY ESTIMATED BOXED BEEF CUTOUT VALUES**

<u>Choice</u>	<u>Select</u>	<u>Choice Cuts</u>	106 loads
<u>600-900#</u>	<u>600-900#</u>	<u>Select Cuts</u>	6 loads
381.09	381.57	<u>Trimming</u>	10 loads
1.43	(0.70)	<u>Grinds</u>	23 loads

[AMS 3208](#) Wednesday

**ESTD DAILY CATTLE SLAUGHTER**

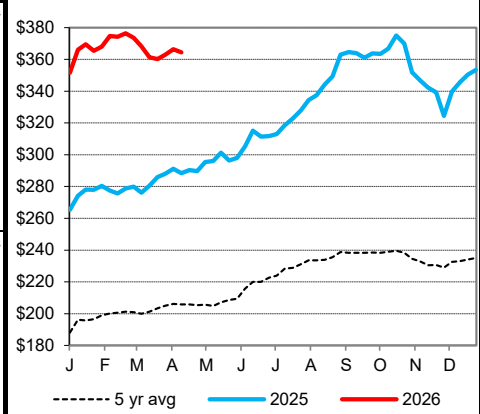
Thursday	105,000
Week Ago (est)	105,000
Year Ago (act)	114,000
Wk to date (est)	425,000
Last Week (est)	429,000
Last Year (est)	464,000
<b>Previous Day Estimated:</b>	<b>Steer and Heifer</b> 90,000
	<b>Cow and Bull</b> 19,000

[AMS 1797](#) Wednesday

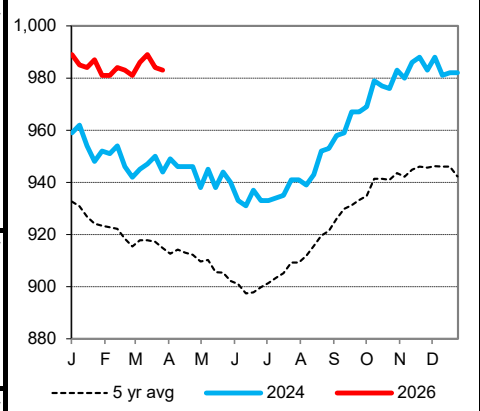
**Joplin Reg. Stockyards**  
Carthage, MO

	<u>Pct Lean</u>	<u>Avg Dressing</u>	<u>Price</u>
<b>Breaking</b>	75-80		170.00-185.00
<b>Boning</b>	80-85		165.00-185.00
<b>Lean</b>	85-90		145.00-165.00

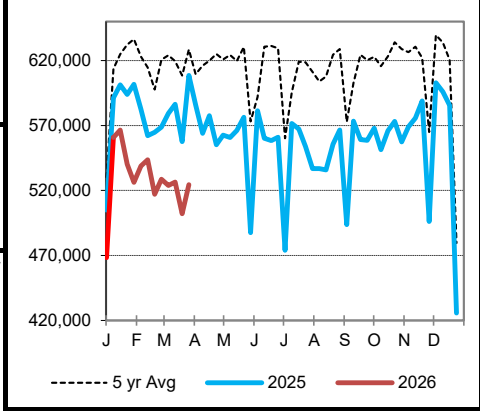
**CME Feeder Cattle Index**



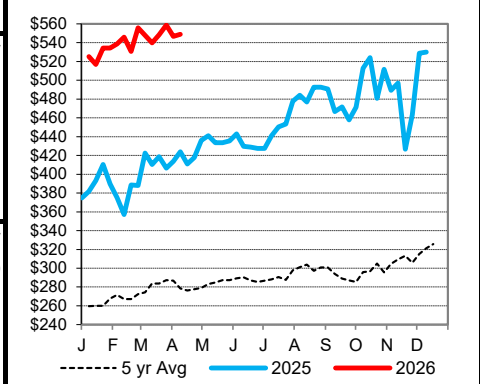
**Average Dressed Steer Weight**



**Weekly Cattle Slaughter**



**Oklahoma City 400-500 lb Steer Price**



St. Joseph, Missouri

Phone: 816-676-7000

Email: [stjoe.lpgmn@usda.gov](mailto:stjoe.lpgmn@usda.gov)

<http://www.ams.usda.gov/LSMarketNews>