

[AMS 2453/LM XB403](#)

DAILY ESTIMATED CUTOUT VALUES

	Choice <u>600-900#</u>	Select <u>600-900#</u>	Choice/Select Spread (0.48)
Current Cutout Values:	381.09	381.57	
Change from prior day:	1.43	(-0.70)	
Primal Rib	525.02	547.61	
Primal Chuck	320.74	321.31	
Primal Round	322.09	325.44	
Primal Loin	510.05	496.69	
Primal Brisket	345.61	338.48	
Primal Short Plate	302.53	302.53	
Primal Flank	218.63	223.99	
			Load Count:
			Total 145
			Choice 106
			Select 6
			Trimming 10
			Grinds 23

Fresh 50% Trimmings 10 Loads @ 181.50

[AMS 2829/NW LS441](#)

USDA BY-PRODUCT DROP VALUE (STEER) - DAILY

13.55 **Change:** (-0.04)

[AMS 2466/LM CT100](#)

5 AREA WEEKLY ACCUMULATED WEIGHTED AVG CATTLE PRICE

<i>As of 10:00 am</i>	<u>Head Count</u>	<u>Avg Weight</u>	<u>Avg Price</u>
Live Steer	175	1,438	245.89
Live Heifer	698	1,301	246.00
Dressed Steer			
Dressed Heifer			

[AMS 3208/SJ LS710](#)

DAILY CATTLE SLAUGHTER

Today	105,000	
Week Ago	105,000	
Year Ago (act)	114,205	
Week to Date	425,000	
Same Period Last Week	429,000	
Same Period Last Year	463,950	
Previous Day	Steer and Heifer 90,000	Cow and Bull 19,000

[AMS 3209/SJ LS712](#)

	4/4/2026 (Estimate)	Last Week (Estimate)	(Actual)
BEEF PRODUCTION			
Slaughter	533,000	523,000	586,000
Live Weights	1478	1477	1435
Dressed Weights	903	901	877
Beef Production (millions of pounds)	480	470	513

[AMS 2825/NW LS410](#)

USDA BEEF CARCASS PRICE EQUIVALENT INDEX VALUE

	Choice <u>600-900#</u>	Select <u>600-900#</u>	Dressing percent:	
			<u>Steer</u>	<u>Heifer</u>
Change	0.76	(-0.30)	63.29	63.18

[AMS 2455/LM XB405](#)

USDA NATIONAL CUTTER COW CARCASS CUTOUT

353.31 (-0.60) **90% Lean** 457.13

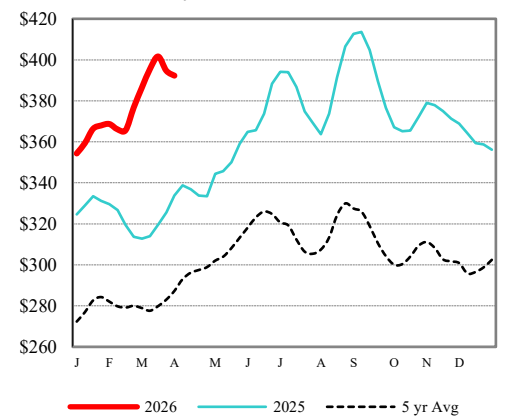
CME LIVE CATTLE

	<u>High</u>	<u>Low</u>	<u>Change</u>	<u>Settle</u>
APR	N/A			
JUN	N/A			
AUG	N/A			

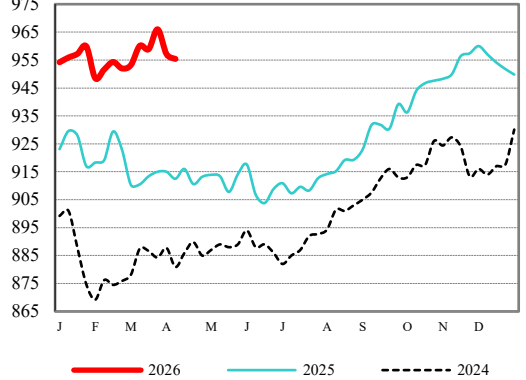
CME FEEDER CATTLE

	<u>High</u>	<u>Low</u>	<u>Change</u>	<u>Settle</u>
APR	N/A			
MAY	N/A			
AUG	N/A			

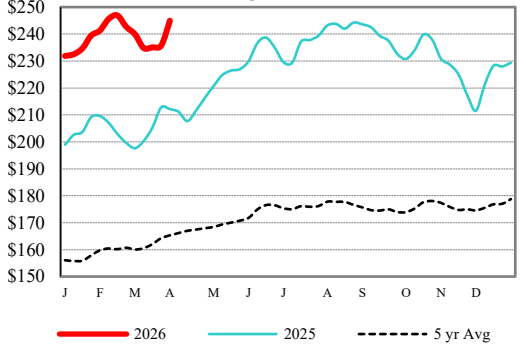
Weekly Choice Cutout



LMR Steer/Heifer Dressed Weights



5 Area Weekly Wtd Avg Steer Price



Weekly Ch/Se Spread

