

AUCTION SUMMARY

AMS 1245		7,808	Monday
Joplin Regional Stockyards Carthage, MO			
Feeder Steers	500-600 lbs	500.00-575.00	Feeder Heifers 400-500 lbs 480.00-620.00
Medium & Large #1	600-700 lbs	420.00-500.00	Medium & Large #1 500-600 lbs 415.00-510.00
	700-800 lbs	384.00-430.00	Large #1 600-700 lbs 370.00-430.00
	800-900 lbs	348.00-383.00	700-800 lbs 331.00-377.00
	900-1000 lbs	326.00-347.00	800-900 lbs 327.00-347.00

AMS 1280		2,733	Monday
Oklahoma National Stockyards Oklahoma City, OK			
Feeder Steers	500-600 lbs	462.00-518.00	Feeder Heifers 400-500 lbs 454.00-500.00
Medium & Large #1	600-700 lbs	411.00-456.00	Medium & Large #1 500-600 lbs 405.00-462.00
	700-800 lbs	364.00-408.00	Large #1 600-700 lbs 358.00-421.00
	800-900 lbs	345.00-374.00	700-800 lbs 339.00-364.00
	900-1000 lbs	327.00-344.50	800-900 lbs 318.00-334.50

AMS 2026		2,609	Monday
Sioux Falls Regional Worthing, SD			
Feeder Steers	500-600 lbs	477.50-530.00	Feeder Heifers 500-600 lbs
Medium & Large #1	600-700 lbs	414.00-435.00	Medium & Large #1 600-700 lbs 383.00-407.50
	700-800 lbs	390.00-419.00	Large #1 700-800 lbs 341.00-385.50
	800-900 lbs	346.00-375.00	800-900 lbs 314.25-341.50
	900-1000 lbs	326.00-343.00	900-1000 lbs 300.50-318.25

CHICAGO MERCANTILE EXCHANGE LIVESTOCK FUTURES SETTLEMENTS Monday

Live Cattle			Feeder Cattle		
		Change			Change
Apr	248.025	1.825	Apr	372.025	(0.875)
Jun	247.025	0.700	May	370.350	(0.275)
Aug	242.875	0.700	Aug	369.825	0.325

CHICAGO BOARD OF TRADE GRAIN FUTURES SETTLEMENTS Monday

Corn			Soybeans		
		Change			Change
May	4.5400	0.0175	May	11.6675	0.0325
Jul	4.6525	0.0200	Jul	11.8325	0.0325
Sep	4.6900	0.0200	Aug	11.7825	0.0300

KANSAS CITY BOARD OF TRADE		Wheat		Change	
		May	6.0825	(0.0750)	
		Jul	6.2375	(0.0725)	
		Sep	6.3800	(0.0600)	

[AMS 2466](#) Monday

5 AREA WKLY ACCUMULATED WTD AVG SLAUGHTER CATTLE PRICE

	Head Count	Avg Weight	Avg Price
Live Steer	22,550	1,571	244.96
Live Heifer	14,926	1,413	245.02
Dressed Steer	9,559	1,023	384.59
Dressed Heifer	3,233	899	384.58

[AMS 2453](#) Monday

DAILY ESTIMATED BOXED BEEF CUTOUT VALUES

Choice	Select	Choice Cuts	55 loads
600-900#	600-900#	Select Cuts	6 loads
388.04	388.37	Trimming	7 loads
0.26	2.18	Grinds	8 loads

[AMS 3208](#) Monday

ESTD DAILY CATTLE SLAUGHTER

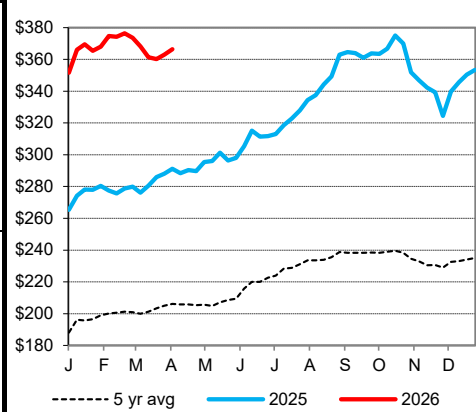
Monday	101,000
Week Ago (est)	109,000
Year Ago (act)	106,000
Wk to date (est)	101,000
Last Week (est)	109,000
Last Year (est)	105,000
Previous Day Estimated:	Steer and Heifer 77,000
	Cow and Bull 19,000

[AMS 1788](#) Monday

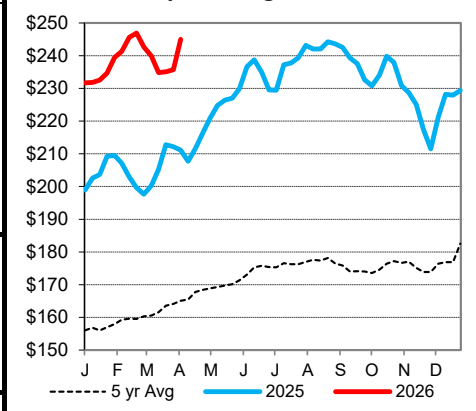
Springfield Livestock Mktg. Springfield, MO

	Pct Lean	Avg Dressing Price
Breaking	75-80	172.50-180.00
Boning	80-85	167.50-181.00
Lean	85-90	147.00-167.50
Friday	Saturday	
		0

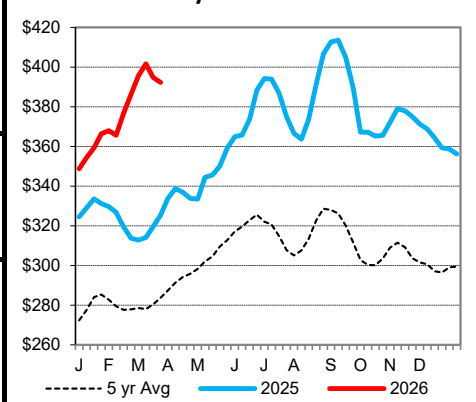
CME Feeder Cattle Index



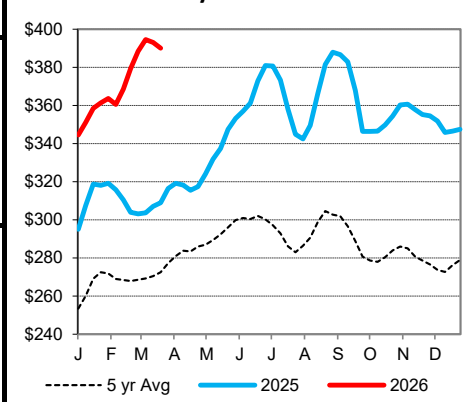
5 Area Wkly Wtd Avg Sltr Steer Price



Weekly Choice Cutout



Weekly Select Cutout



St. Joseph, Missouri

Phone: 816-676-7000

Email: stjoe.lpgmn@usda.gov

<http://www.ams.usda.gov/LSMarketNews>