

[AMS 2453/LM XB403](#)

DAILY ESTIMATED CUTOUT VALUES

	Choice <u>600-900#</u>	Select <u>600-900#</u>	Choice/Select Spread (3.59)
Current Cutout Values:	382.74	386.33	
Change from prior day:	(-5.30)	(-2.04)	
Primal Rib	522.53	544.81	
Primal Chuck	321.79	330.26	
Primal Round	324.77	324.84	
Primal Loin	517.11	509.33	
Primal Brisket	341.58	344.97	
Primal Short Plate	298.89	298.89	
Primal Flank	217.97	218.17	

Load Count:	
Total	155
Choice	102
Select	6
Trimming	34
Grinds	13

Fresh 50% Trimmings 34 Loads @ 157.64

[AMS 2829/NW LS441](#)

USDA BY-PRODUCT DROP VALUE (STEER) - DAILY

13.59 **Change:** UNCH

[AMS 2466/LM CT100](#)

5 AREA WEEKLY ACCUMULATED WEIGHTED AVG CATTLE PRICE

As of 10:00 am

	<u>Head Count</u>	<u>Avg Weight</u>	<u>Avg Price</u>
Live Steer			
Live Heifer			
Dressed Steer			
Dressed Heifer			

[AMS 3208/SJ LS710](#)

DAILY CATTLE SLAUGHTER

Today	113,000	
Week Ago	108,000	
Year Ago (act)	121,390	
Week to Date	211,000	
Same Period Last Week	217,000	
Same Period Last Year	226,921	
Previous Day	Steer and Heifer 81,000	Cow and Bull 17,000

[AMS 3209/SJ LS712](#)

	4/4/2026 (Estimate)	Last Week (Estimate)	(Actual)
BEEF PRODUCTION			
Slaughter	533,000	523,000	586,000
Live Weights	1478	1477	1435
Dressed Weights	903	901	877
Beef Production (millions of pounds)	480	470	513

[AMS 2825/NW LS410](#)

USDA BEEF CARCASS PRICE EQUIVALENT INDEX VALUE

	Choice <u>600-900#</u>	Select <u>600-900#</u>	Dressing percent:	
			<u>Steer</u>	<u>Heifer</u>
Change	(-2.65)	(-1.01)	63.29	63.17

[AMS 2455/LM XB405](#)

USDA NATIONAL CUTTER COW CARCASS CUTOUT

355.23 8.33 **90% Lean** 458.47

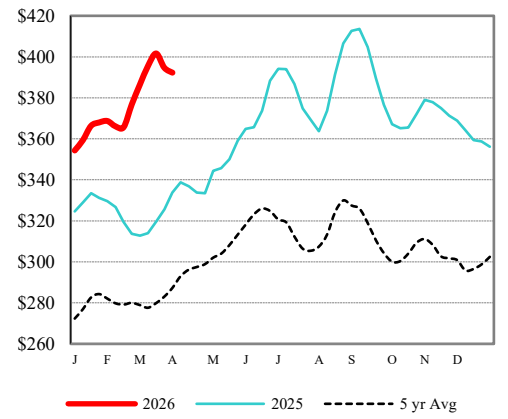
CME LIVE CATTLE

	<u>High</u>	<u>Low</u>	<u>Change</u>	<u>Settle</u>
APR	N/A			
JUN	N/A			
AUG	N/A			

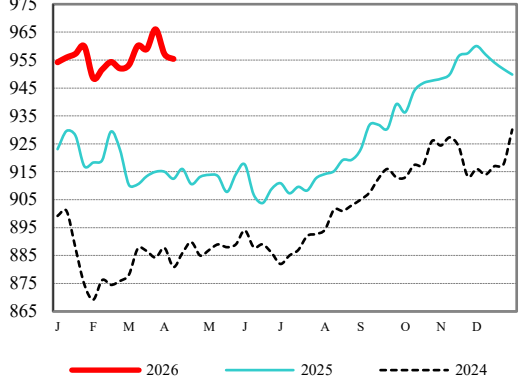
CME FEEDER CATTLE

	<u>High</u>	<u>Low</u>	<u>Change</u>	<u>Settle</u>
APR	N/A			
MAY	N/A			
AUG	N/A			

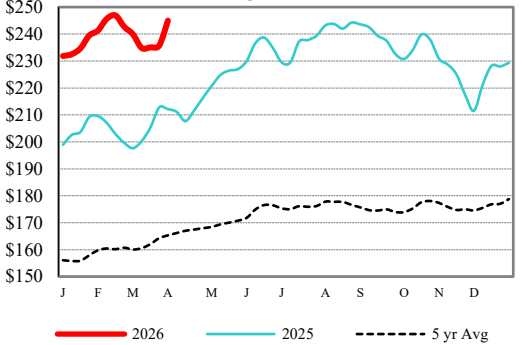
Weekly Choice Cutout



LMR Steer/Heifer Dressed Weights



5 Area Weekly Wtd Avg Steer Price



Weekly Ch/Se Spread

