

# National Weekly Cattle And Beef Summary

Des Moines, Iowa  
For Week Ending:

Mon Apr 06, 2026  
4/3/2026

USDA Livestock, Poultry & Grain Market News

This Week Prior Week Last Year

## LM XB463

### NATIONAL COMPREHENSIVE BOXED BEEF

CUTOUT VALUES	394.86	397.49	336.28
Primal Rib	571.14	568.43	561.69
Primal Chuck	328.99	333.15	268.32
Primal Round	330.64	338.85	279.80
Primal Loin	528.76	529.39	451.18

## WEEKLY COMPREHENSIVE ITEM SUMMARY

Select & Choice Spot Market Loads	400
Comprehensive Loads	3136
CH&SE Percent of the Comprehensive	13%

### LMR Cattle Purchase Type Breakdown

2025	National	5-Area	TX/OK/NM*	KS	NE	IA
<b>Negotiated</b>	17.8	18.2	4.1	7.9	26.5	48.7
<b>Formula</b>	63.3	66.0	87.8	79.3	54.7	20.1
<b>Forward Contract</b>	9.0	5.7	2.0	2.9	7.7	15
<b>Negotiated Grid</b>	9.9	10.1	6.1	9.9	11.1	16.2

\* Includes only Q1-Q3 due to 3/70/20 confidentiality guidelines

[National Weekly Fed Cattle Comprehensive Report](#)

[National Weekly Fed Cattle Comprehensive CSV Report](#)

## LM CT 169

### DIRECT CATTLE PREMIUM AND DISCOUNTS

Prime	10.61	10.61	17.54
Choice	0.00	0.00	0.00
Select	(6.60)	(7.58)	(19.22)
Standard	(22.01)	(22.99)	(32.98)
CAB	5.22	5.22	4.64

## LM CT150

### 5 AREA WEEKLY WEIGHTED CATTLE PRICE

Live Steer	244.96	235.69	211.14
Live Heifer	245.02	235.65	210.95
Dressed Steer	384.59	371.70	336.47
Dressed Heifer	384.58	371.63	336.31

## NW LS441

### USDA BY-PRODUCT DROP VALUE (STEER)

	12.81	12.32	11.77
--	-------	-------	-------

## SJ LS712

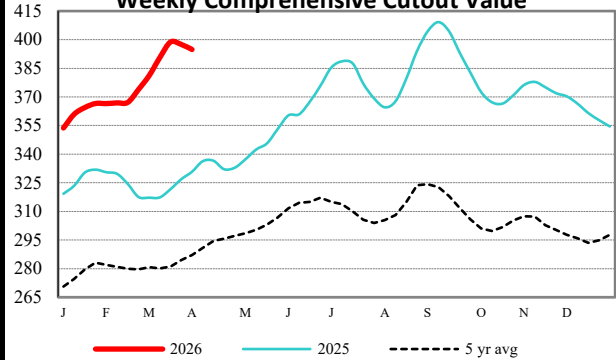
### WEEKLY ESTIMATED BEEF PRODUCTION

4/3/2026	(Estimate)	(Estimate)	(Actual)
Slaughter	533,000	523,000	586,000
Live Weights	1478	1477	1435
Dressed Weights	903	901	877
Beef Production (mil lbs)	480.4	470.3	513.2

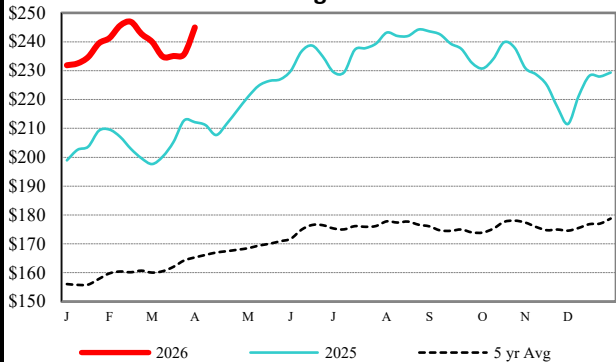
LMR CH & up Grading %, Weights, and Dressing % (Formula, Forward Contract & Grid Net Purchases Based on State of Origin for WE today)

Beef Type Str/Hfr:	Grading	Carcass Wt	Dressing
TX/OK/NM	83.61%	917.5	64.38%
Kansas	87.99%	942.4	64.36%
Nebraska	92.27%	990.7	64.29%
Colorado	91.18%	985.9	64.01%
IA/MN	93.60%	984.9	63.72%
<u>Dairybred Str/Hfr:</u>			
National	82.91%	879.6	60.57%

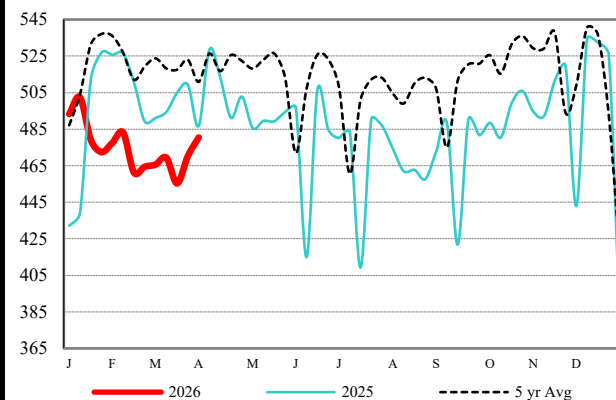
### Weekly Comprehensive Cutout Value



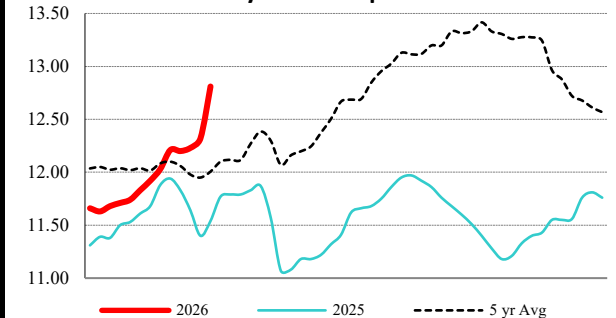
### 5 Area Weekly Wtd Avg Steer Price



### Weekly Beef Production



### Weekly Steer Drop Value



### USDA Livestock, Poultry & Grain Market News

Des Moines, Iowa

Phone: 515-284-4460

Email: [desm.lgmn@usda.gov](mailto:desm.lgmn@usda.gov)

[www.ams.usda.gov/LSMarketNews](http://www.ams.usda.gov/LSMarketNews)