

**AUCTION SUMMARY**

<a href="#">AMS 1777</a>		5,059	Thursday		
<b>Billings Livestock Commission</b> Billings, MT					
Feeder Steers	400-500 lbs	550.00-580.00	Feeder Heifers	400-500 lbs	490.00-532.50
Medium & Large #1	500-600 lbs	481.00-555.00	Medium & Large #1	500-600 lbs	434.50-496.00
	600-700 lbs	423.00-484.00		600-700 lbs	394.00-435.00
	700-800 lbs	386.00-423.00		700-800 lbs	350.00-390.00
	800-900 lbs	350.00-372.50		800-900 lbs	339.00-354.00

<a href="#">AMS 1849</a>		2,674	Friday		
<b>Lexington Livestock</b> Lexington, NE					
Feeder Steers	500-600 lbs	478.00-536.00	Feeder Heifers	400-500 lbs	469.00-514.00
Medium & Large #1	600-700 lbs	414.50-471.00	Medium & Large #1	500-600 lbs	428.00-475.00
	700-800 lbs	406.00-429.25		600-700 lbs	375.00-417.00
	800-900 lbs	351.50-374.50		700-800 lbs	345.00-373.00
	900-1000 lbs	336.00-350.00		800-900 lbs	323.25-341.00

<a href="#">AMS 1854</a>		1,925	Friday		
<b>Imperial Auction</b> Imperial, NE					
Feeder Steers	400-500 lbs	523.00-575.00	Feeder Heifers	400-500 lbs	492.00
Medium & Large #1	500-600 lbs	468.00-498.00	Medium & Large #1	500-600 lbs	420.00-479.00
	600-700 lbs	440.00-462.00		600-700 lbs	374.00-420.00
	700-800 lbs	386.00-415.00		700-800 lbs	352.00-384.00
	800-900 lbs	350.00-379.00		800-900 lbs	331.00-344.50

**CHICAGO MERCANTILE EXCHANGE LIVESTOCK FUTURES SETTLEMENTS** Monday

Live Cattle			Feeder Cattle		
		Change			Change
Apr	248.025	1.825	Apr	372.025	(0.875)
Jun	247.025	0.700	May	370.350	(0.275)
Aug	242.875	0.700	Aug	369.825	0.325

**CHICAGO BOARD OF TRADE GRAIN FUTURES SETTLEMENTS** Monday

Corn			Soybeans		
		Change			Change
May	4.5400	0.0175	May	11.6675	0.0325
Jul	4.6525	0.0200	Jul	11.8325	0.0325
Sep	4.6900	0.0200	Aug	11.7825	0.0300

KANSAS CITY BOARD OF TRADE		Wheat		Change	
		May	6.0825	(0.0750)	
		Jul	6.2375	(0.0725)	
		Sep	6.3800	(0.0600)	

[AMS 2466](#) Monday

**5 AREA WKLY ACCUMULATED WTD AVG SLAUGHTER CATTLE PRICE**

	Head Count	Avg Weight	Avg Price
Live Steer	22,550	1,571	244.96
Live Heifer	14,926	1,413	245.02
Dressed Steer	9,559	1,023	384.59
Dressed Heifer	3,233	899	384.58

[AMS 2453](#) Monday

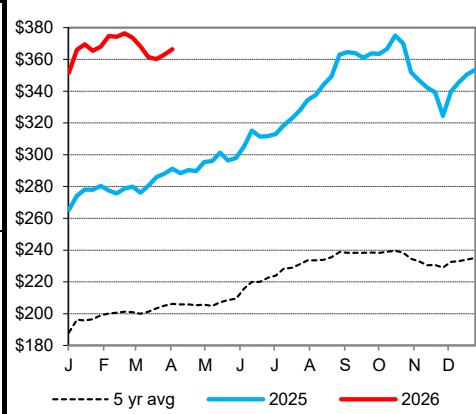
**DAILY ESTIMATED BOXED BEEF CUTOUT VALUES**

Choice	Select	Choice Cuts	55 loads
600-900#	600-900#	Select Cuts	6 loads
388.04	388.37	Trimming	7 loads
0.26	2.18	Grinds	8 loads

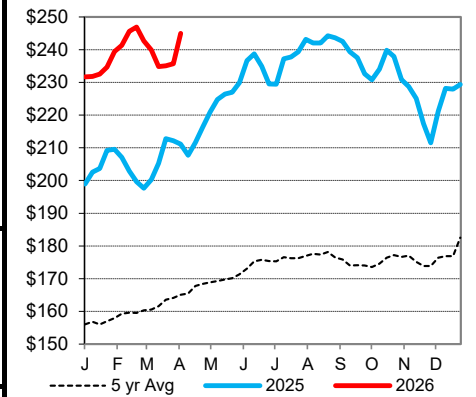
[AMS 3208](#) [AMS 2101](#) Friday

<b>ESTD DAILY CATTLE SLAUGHTER</b>		<b>Torrington Livestock</b>	
Monday	101,000	Torrington, WY	
Week Ago (est)	109,000	Avg Dressing	
Year Ago (act)	106,000	Breaking	75-80 182.00-185.00
Wk to date (est)	101,000	Boning	80-85 176.00-177.00
Last Week (est)	109,000	Lean	85-90
Last Year (est)	105,000	Friday	Saturday
<b>Previous Day Estimated:</b>	<b>Steer and Heifer</b>	77,000	8,000
	<b>Cow and Bull</b>	19,000	0

**CME Feeder Cattle Index**



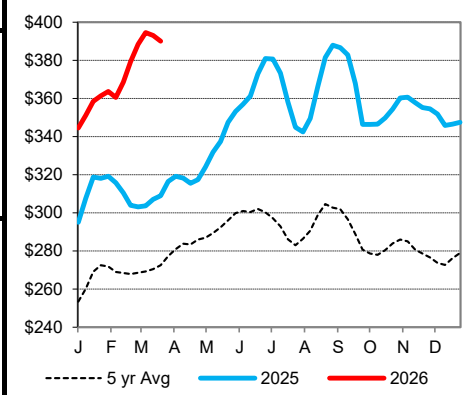
**5 Area Wkly Wtd Avg Sltr Steer Price**



**Weekly Choice Cutout**



**Weekly Select Cutout**



St. Joseph, Missouri

Phone: 816-676-7000

Email: [stjoe.lpgmn@usda.gov](mailto:stjoe.lpgmn@usda.gov)

<http://www.ams.usda.gov/LSMarketNews>