

[AMS 2453/LM XB403](#)

DAILY ESTIMATED CUTOUT VALUES

	Choice 600-900#	Select 600-900#	Choice/Select Spread (0.33)
Current Cutout Values:	388.04	388.37	
Change from prior day:	0.26	2.18	
Primal Rib	538.00	542.60	
Primal Chuck	325.99	329.83	
Primal Round	329.04	333.94	
Primal Loin	523.08	511.77	
Primal Brisket	341.95	340.61	
Primal Short Plate	299.52	299.52	
Primal Flank	218.09	219.64	

Load Count:	
Total	76
Choice	55
Select	6
Trimming	7
Grinds	8

Fresh 50% Trimmings 7 Loads @ 176.46

[AMS 2829/NW LS441](#)

USDA BY-PRODUCT DROP VALUE (STEER) - DAILY

	13.59	Change:	0.63
--	-------	---------	------

[AMS 2466/LM CT100](#)

5 AREA WEEKLY ACCUMULATED WEIGHTED AVG CATTLE PRICE

As of 10:00 am	Head Count	Avg Weight	Avg Price
Live Steer	22,550	1,571	244.96
Live Heifer	14,926	1,413	245.02
Dressed Steer	9,559	1,023	384.59
Dressed Heifer	3,233	899	384.58

[AMS 3208/SJ LS710](#)

DAILY CATTLE SLAUGHTER

Today	101,000		
Week Ago	109,000		
Year Ago (act)	105,531		
Week to Date	101,000		
Same Period Last Week	109,000		
Same Period Last Year	105,531	Friday	Saturday
Previous Day	Steer and Heifer	77,000	8,000
	Cow and Bull	19,000	0

[AMS 3209/SJ LS712](#)

BEEF PRODUCTION

	4/4/2026 (Estimate)	Last Week (Estimate)	(Actual)
Slaughter	533,000	523,000	586,000
Live Weights	1478	1477	1435
Dressed Weights	903	901	877
Beef Production (millions of pounds)	480	470	513

[AMS 2825/NW LS410](#)

USDA BEEF CARCASS PRICE EQUIVALENT INDEX VALUE

	Choice 600-900#	Select 600-900#	Dressing percent:	
			Steer	Heifer
	\$372.11	\$368.05	63.28	63.17
Change	0.51	1.92		

[AMS 2455/LM XB405](#)

USDA NATIONAL CUTTER COW CARCASS CUTOUT

	346.90	(-4.03)	90% Lean	442.88
--	--------	---------	----------	--------

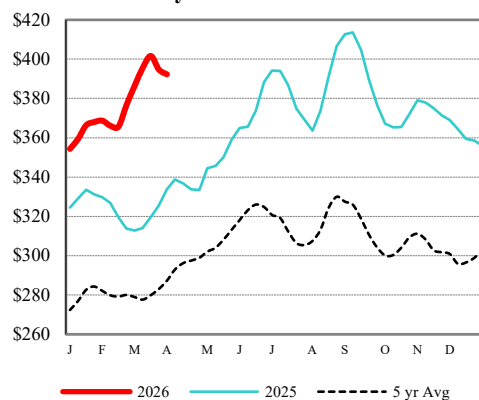
CME LIVE CATTLE

	High	Low	Change	Settle
APR	N/A			
JUN	N/A			
AUG	N/A			

CME FEEDER CATTLE

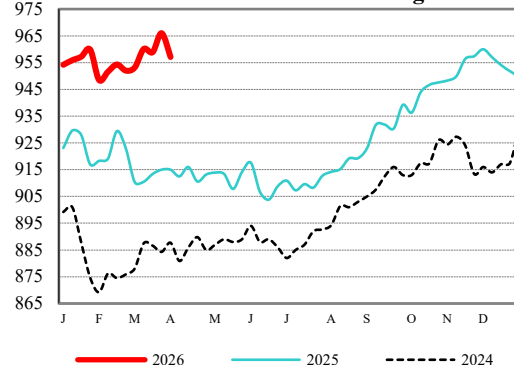
	High	Low	Change	Settle
APR	N/A			
MAY	N/A			
AUG	N/A			

Weekly Choice Cutout



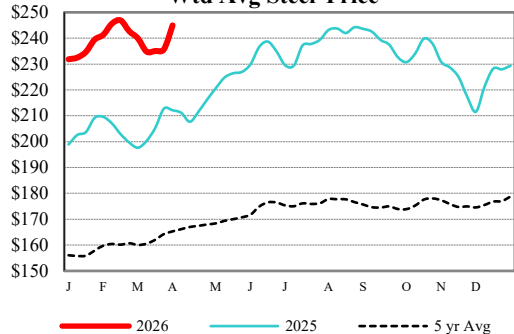
— 2026 — 2025 - - - 5 yr Avg

LMR Steer/Heifer Dressed Weights



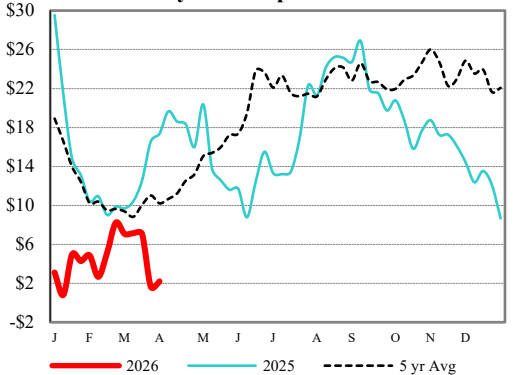
— 2026 — 2025 - - - 2024

5 Area Weekly Wtd Avg Steer Price



— 2026 — 2025 - - - 5 yr Avg

Weekly Ch/Se Spread



— 2026 — 2025 - - - 5 yr Avg

USDA Livestock, Poultry & Grain Market News

Des Moines, Iowa | PH 515-284-4460

Email: [Desm.LPGMN@usda.gov](mailto:Desm.LPGMN@usda.gov)

<https://mymarketnews.ams.usda.gov/viewReport/2870>

USDA AMS Livestock, Poultry & Grain Market News