

**AUCTION SUMMARY**

<u>AMS 1777</u>		5,059	Thursday
<b>Billings Livestock Commission</b> Billings, MT			
Feeder Steers	400-500 lbs	550.00-580.00	Feeder Heifers 400-500 lbs 490.00-532.50
Medium & Large #1	500-600 lbs	481.00-555.00	Medium & Large #1 500-600 lbs 434.50-496.00
	600-700 lbs	423.00-484.00	Medium & Large #1 600-700 lbs 394.00-435.00
	700-800 lbs	386.00-423.00	Medium & Large #1 700-800 lbs 350.00-390.00
	800-900 lbs	350.00-372.50	Medium & Large #1 800-900 lbs 339.00-354.00

<u>AMS 1892</u>		3,525	Thursday
<b>Farmers and Ranchers Livestock Commission</b> Salina, KS			
Feeder Steers	500-600 lbs	470.00-540.00	Feeder Heifers 400-500 lbs 470.00-520.00
Medium & Large #1	600-700 lbs	416.00-475.00	Medium & Large #1 500-600 lbs 432.00-455.00
	700-800 lbs	384.00-400.00	Medium & Large #1 600-700 lbs 357.00-410.00
	800-900 lbs	346.75-379.50	Medium & Large #1 700-800 lbs 339.00-364.00
	900-1000 lbs	334.00-347.00	Medium & Large #1 800-900 lbs 326.00-339.00

<u>AMS 1891</u>		2,264	Thursday
<b>Winter Livestock</b> Pratt, KS			
Feeder Steers	500-600 lbs	462.50-515.00	Feeder Heifers 500-600 lbs 415.00-430.00
Medium & Large #1	600-700 lbs	426.00-440.00	Medium & Large #1 600-700 lbs 355.00-375.00
	700-800 lbs	414.00	Medium & Large #1 700-800 lbs 342.00-359.00
	800-900 lbs	360.25-383.50	Medium & Large #1 800-900 lbs 322.00-342.00
	900-1000 lbs	331.00-355.00	Medium & Large #1 900-1000 lbs 283.00-319.00

**CHICAGO MERCANTILE EXCHANGE LIVESTOCK FUTURES SETTLEMENTS** Friday

<u>Live Cattle</u>		<u>Change</u>	<u>Feeder Cattle</u>		<u>Change</u>
Apr	246.200	2.150	Apr	372.900	2.150
Jun	246.325	1.975	May	370.625	2.625
Aug	242.175	1.500	Aug	369.500	2.650

**CHICAGO BOARD OF TRADE GRAIN FUTURES SETTLEMENTS** Friday

<u>Corn</u>		<u>Change</u>	<u>Soybeans</u>		<u>Change</u>
May	4.5225	(0.0200)	May	11.6350	(0.0500)
Jul	4.6325	(0.0175)	Jul	11.8000	(0.0450)
Sep	4.6700	(0.0025)	Aug	11.7525	(0.0525)

<b>KANSAS CITY BOARD OF TRADE</b>		<u>Wheat</u>		<u>Change</u>
		May	6.1575	0.0200
		Jul	6.3100	0.0275
		Sep	6.4400	0.0200

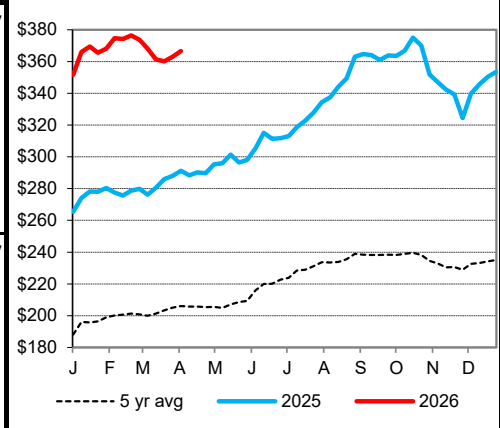
<u>AMS 2466</u>		Friday	
<b>5 AREA WKLY ACCUMULATED WTD AVG SLAUGHTER CATTLE PRICE</b>			
	<u>Head Count</u>	<u>Avg Weight</u>	<u>Avg Price</u>
Live Steer	19,317	1,583	244.86
Live Heifer	12,666	1,421	244.93
Dressed Steer	9,141	1,023	384.57
Dressed Heifer	3,233	899	384.58

<u>AMS 2453</u>		Friday	
<b>DAILY ESTIMATED BOXED BEEF CUTOUT VALUES</b>			
<u>Choice</u>	<u>Select</u>	<u>Choice Cuts</u>	73 loads
<u>600-900#</u>	<u>600-900#</u>	<u>Select Cuts</u>	4 loads
387.78	386.19	<u>Trimmings</u>	12 loads
(1.80)	(1.51)	<u>Grinds</u>	13 loads

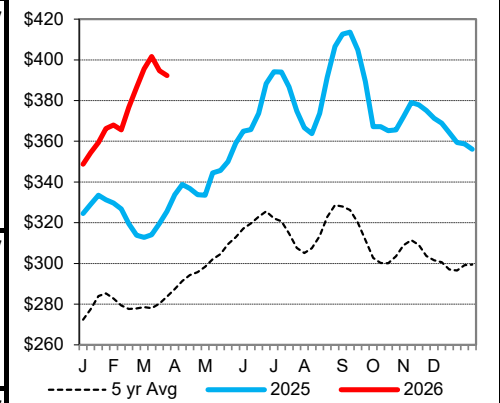
<u>AMS 3208</u>		Thursday	
<b>ESTD DAILY CATTLE SLAUGHTER</b>			
Friday	96,000	Sat. 8000	
Week Ago (est)	92,000	19,000	
Year Ago (act)	109,000	8,000	
Wk to date (est)	525,000	533,000	
Last Week (est)	504,000	523,000	
Last Year (est)	578,000	586,000	
<b>Previous Day Estimated:</b>	<b>Steer and Heifer</b>	85,000	
	<b>Cow and Bull</b>	20,000	

<u>AMS 1909</u>		Thursday	
<b>New Holland Livestock</b> New Holland, PA			
		<u>Avg Dressing</u>	
		<u>Pct Lean</u>	<u>Price</u>
	<b>Breaking</b>	75-80	178.00-189.00
	<b>Boning</b>	80-85	170.00-178.00
	<b>Lean</b>	85-90	146.00-158.00

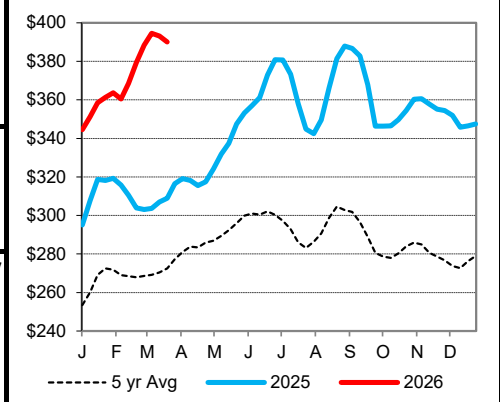
**CME Feeder Cattle Index**



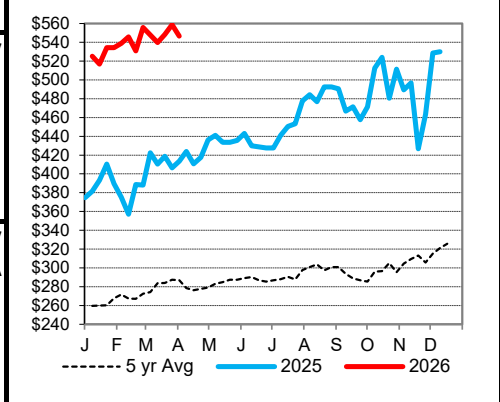
**Weekly Choice Cutout**



**Weekly Select Cutout**



**Oklahoma City 400-500 lb Steer Price**



St. Joseph, Missouri  
 Phone: 816-676-7000  
 Email: [stjoe.lpgmn@usda.gov](mailto:stjoe.lpgmn@usda.gov)  
<http://www.ams.usda.gov/LSMarketNews>