

[AMS 2453/LM XB403](#)

DAILY ESTIMATED CUTOUT VALUES

	Choice 600-900#	Select 600-900#	Choice/Select Spread
Current Cutout Values:	387.78	386.19	1.59
Change from prior day:	(-1.80)	(-1.51)	
Primal Rib	539.91	545.11	
Primal Chuck	326.63	328.35	
Primal Round	328.27	332.84	
Primal Loin	521.22	504.22	
Primal Brisket	343.38	343.29	
Primal Short Plate	298.48	298.48	
Primal Flank	215.30	212.60	
			Load Count:
			Total 102
			Choice 73
			Select 4
			Trimming 12
			Grinds 13

Fresh 50% Trimmings 12 Loads @ 163.72

[AMS 2829/NW LS441](#)

USDA BY-PRODUCT DROP VALUE (STEER) - DAILY

12.96	Change:	(-0.07)
-------	---------	---------

[AMS 2466/LM CT100](#)

5 AREA WEEKLY ACCUMULATED WEIGHTED AVG CATTLE PRICE

As of 10:00 am	Head Count	Avg Weight	Avg Price
Live Steer	19,317	1,583	244.86
Live Heifer	12,666	1,421	244.93
Dressed Steer	9,141	1,023	384.57
Dressed Heifer	3,233	899	384.58

[AMS 3208/SJ LS710](#)

DAILY CATTLE SLAUGHTER

	Friday	Saturday
Today	96,000	8,000
Week Ago	92,000	19,000
Year Ago (act)	109,114	8,288
Week to Date	525,000	533,000
Same Period Last Week	504,000	523,000
Same Period Last Year	577,746	586,034
Previous Day	Steer and Heifer	85,000
	Cow and Bull	20,000

[AMS 3209/SJ LS712](#)

BEEF PRODUCTION

	4/4/2026 (Estimate)	Last Week (Estimate)	(Actual)
Slaughter	533,000	523,000	586,000
Live Weights	1478	1477	1435
Dressed Weights	903	901	877
Beef Production (millions of pounds)	480	470	513

[AMS 2825/NW LS410](#)

USDA BEEF CARCASS PRICE EQUIVALENT INDEX VALUE

	Choice 600-900#	Select 600-900#	Dressing percent:	
			Steer	Heifer
	\$371.60	\$366.13	63.37	63.26
Change	5.53	5.68		

[AMS 2455/LM XB405](#)

USDA NATIONAL CUTTER COW CARCASS CUTOUT

350.93	1.12	90% Lean	451.58
--------	------	----------	--------

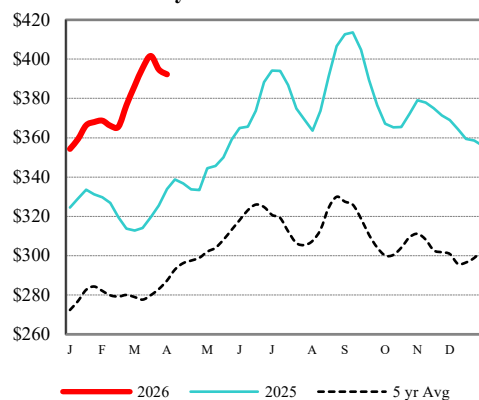
CME LIVE CATTLE

	High	Low	Change	Settle
APR	N/A			
JUN	N/A			
AUG	N/A			

CME FEEDER CATTLE

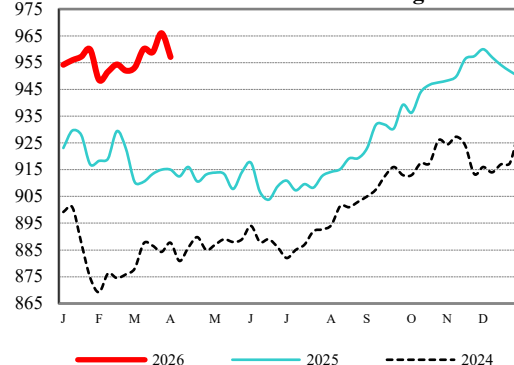
	High	Low	Change	Settle
APR	N/A			
MAY	N/A			
AUG	N/A			

Weekly Choice Cutout



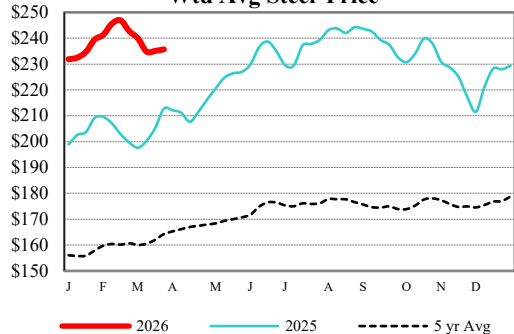
— 2026 — 2025 - - - 5 yr Avg

LMR Steer/Heifer Dressed Weights



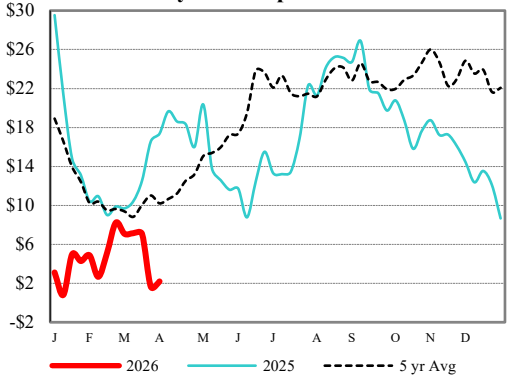
— 2026 — 2025 - - - 2024

5 Area Weekly Wtd Avg Steer Price



— 2026 — 2025 - - - 5 yr Avg

Weekly Ch/Se Spread



— 2026 — 2025 - - - 5 yr Avg

USDA Livestock, Poultry & Grain Market News

Des Moines, Iowa | PH 515-284-4460

Email: Desm.LPGMN@usda.gov

<https://mymarketnews.ams.usda.gov/viewReport/2870>

[USDA AMS Livestock, Poultry & Grain Market News](#)