



## Advertised Prices for Specialty Crops Products at Major Retail Grocery Store Outlets ending during the period of 3/28/2026 to 4/9/2026

The information contained in this report reflects prices advertised by major grocery retailers to consumers through circulars and digital promotions and gathered by USDA through a weekly survey.

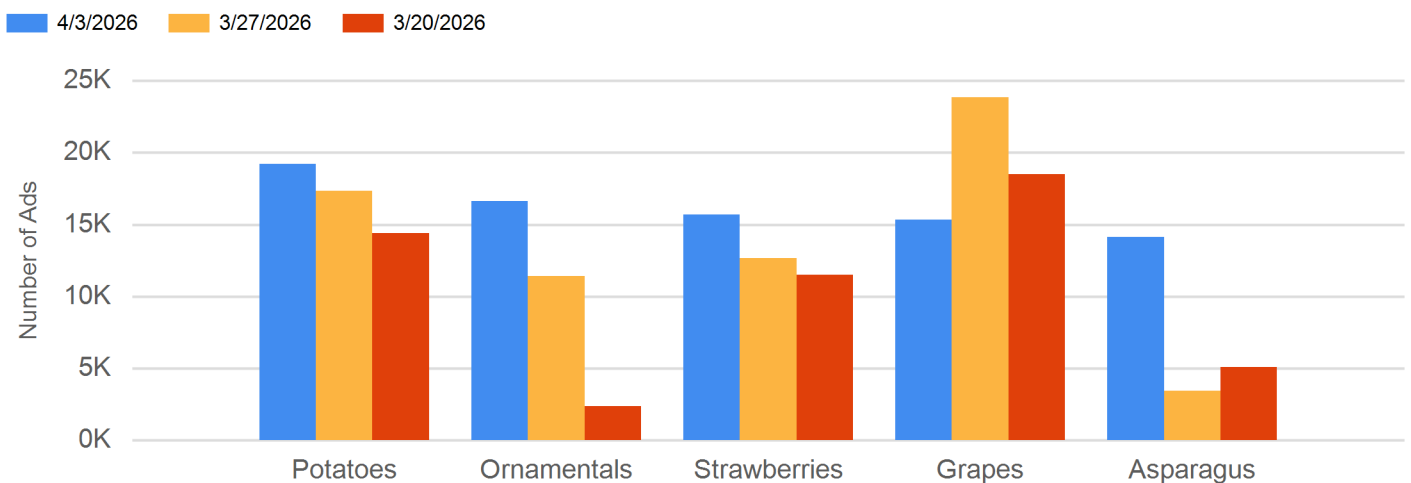
### Spring Holi-deals

With both Easter and Passover this week, grocers showcased an abundance of holiday favorites. Sweet potatoes, asparagus, lettuce, Brussels sprouts, green beans, mushrooms, carrots, cooking greens, and potatoes were on sale for holiday meals. Herbs like cilantro and parsley were advertised for use in dips and Seder plates. Fruits, especially strawberries and pineapples, were offered at affordable prices for snacking and desserts. Floral departments exploded with Easter lilies, tulips, daffodils, mums, and roses, accounting for a notable 6% of all grocery ads this week.

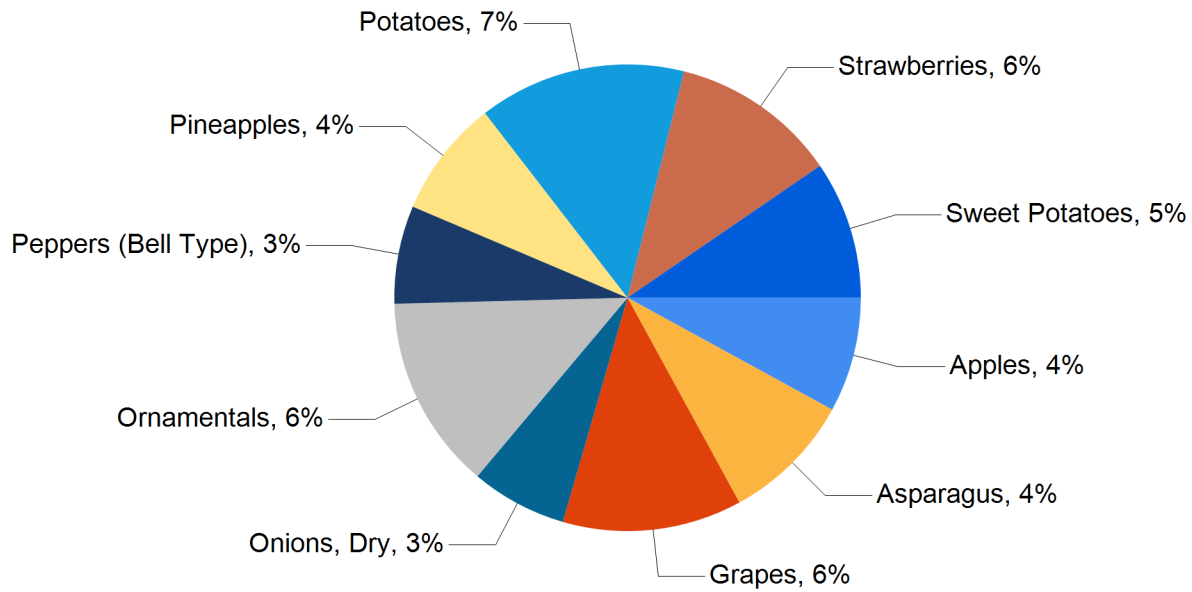
Total ad numbers this week were 290,475, a 2% increase from last week's total of 283,904. The total for the same week last year was 2% lower at 284,354. The total number of ads broken out by commodity groups: fruit 133,911 (46%), onions and potatoes 28,148 (10%), vegetables 106,966 (37%), herbs 1,232, ornamentals 16,739 (6%), hemp 2,491, and honey 2,220. The number of ads for organic produce was 32,388, 11% of total ads.

The following are the prices of major advertised items (3,000 plus ads) this week, compared to the same week last year. Significant increases in price for fruit this week included only white seedless grapes (per lb.) at 40%. Significant decreases included pineapples (each) at 31%, raspberries (6 oz. package) at 13%, avocados (each) at 13%, strawberries (2 lb. package) at 10%, and organic tangerines (2 lb. bag) at 10%. Significant changes in price for potatoes and onions this week included only Russet potatoes (10 lb.) at 11%. Significant increases in price for vegetables this week included green beans (12 oz. bag) at 39% and Brussels sprouts (1 lb. bag) at 15%. There were no significant decreases.

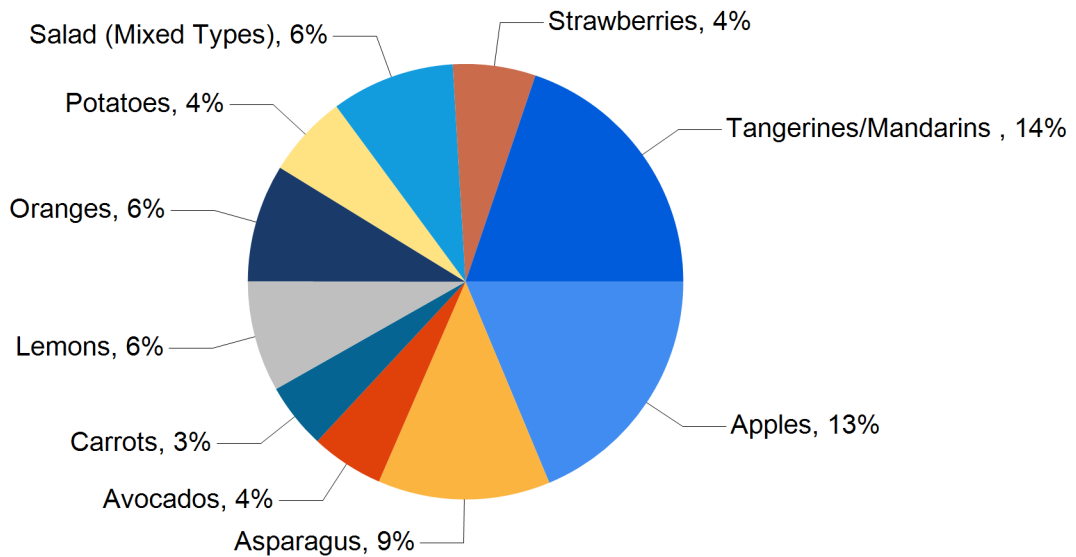
### Top 5 Commodities Featured This Week



### Top 10 Commodities as Percentage of Total Conventional Ads

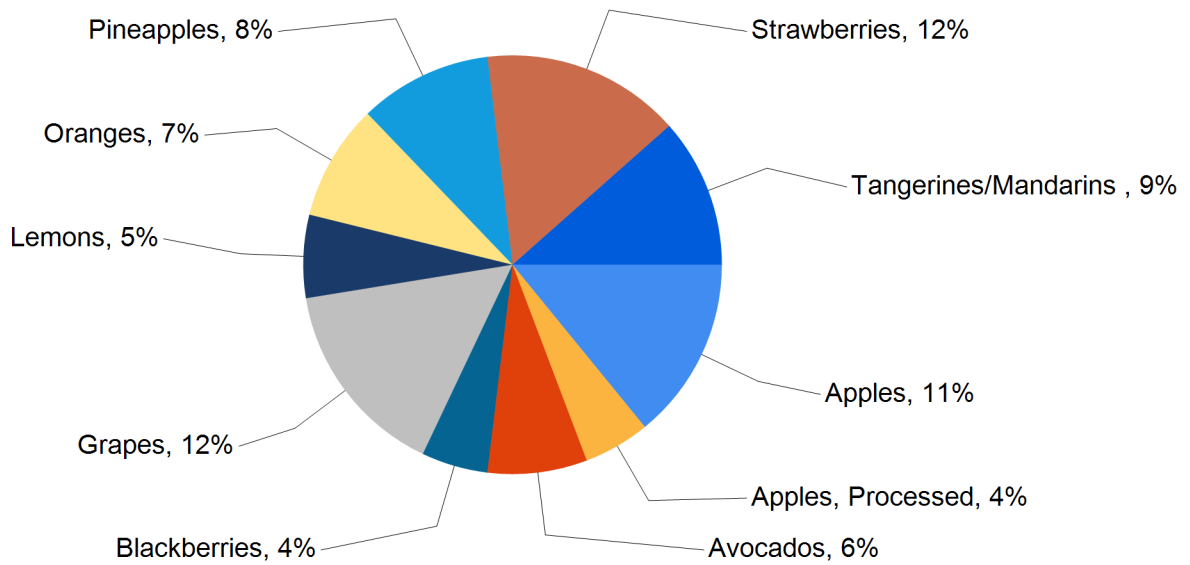


### Top 10 Commodities as Percentage of Total Organic Ads

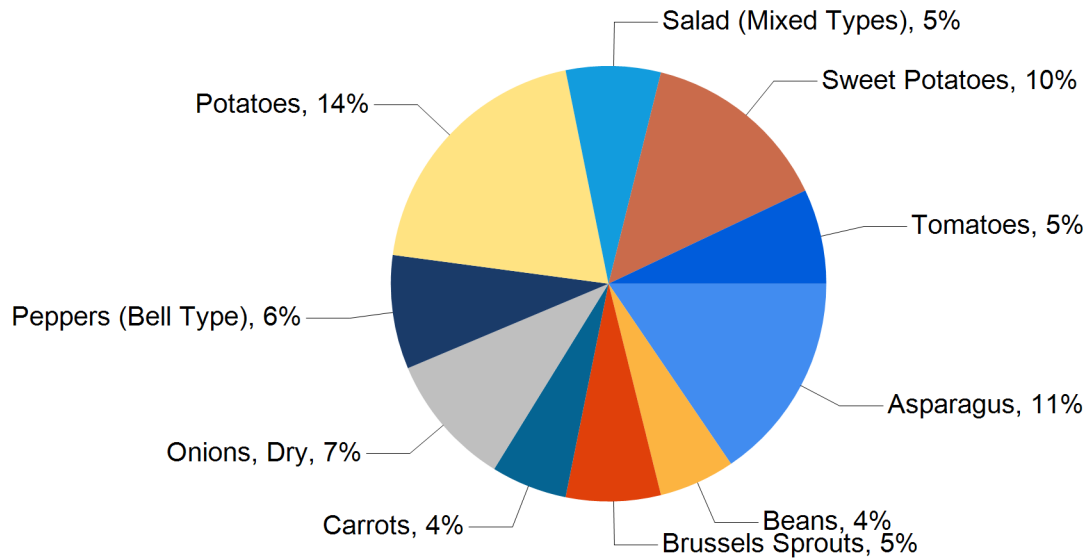


Wtd Avg - Simple weighted average

### Top 10 Fruits as Percentage of Total Fruit Ads



### Top 10 Vegetables as Percentage of Total Vegetable Ads Including Onions and Potatoes



Wtd Avg - Simple weighted average



## NATIONAL CONVENTIONAL SUMMARY

(not including AK & HI)

Fruit								
Commodity	Variety	Unit	THIS WEEK		LAST WEEK		LAST YEAR	
			Number of Ads	Wtd Avg Price	Number of Ads	Wtd Avg Price	Number of Ads	Wtd Avg Price
Apple Pears		each	87	3.23			7	1.79
Apples	Ambrosia	per lb	183	1.99	183	1.99	569	1.73
Apples	Cortland	per lb	78	0.99				
Apples	COSMIC CRISP	per lb	669	1.86	1,942	1.68	2,152	1.41
Apples	Envy	2 lb bag	188	3.99	163	3.99		
Apples	Envy	per lb	435	2.57	987	2.07	533	1.52
Apples	Fuji	3 lb bag	382	3.35	1,206	3.80	98	3.53
Apples	Fuji	per lb	260	1.85	2,025	1.17	2,555	1.57
Apples	Gala/Royal Gala	2 lb bag	144	2.50	440	2.92	46	3.42
Apples	Gala/Royal Gala	3 lb bag	628	3.16	2,121	3.64	251	3.69
Apples	Gala/Royal Gala	5 lb bag	183	5.99	183	5.99	272	5.00
Apples	Gala/Royal Gala	each	65	0.33	65	0.33		
Apples	Gala/Royal Gala	per lb	236	1.50	1,800	1.19	2,256	1.61
Apples	Golden Delicious	3 lb bag	383	2.79	580	2.80	420	3.02
Apples	Golden Delicious	per lb	78	0.99	58	1.82	69	1.58
Apples	Granny Smith	3 lb bag	1,095	3.97	2,277	3.98	923	4.35
Apples	Granny Smith	per lb	1,154	1.54	1,860	1.39	1,165	1.71
Apples	Honeycrisp	per lb	1,306	2.77	797	2.71	1,561	2.20
Apples	Jazz	2 lb bag	188	3.99				
Apples	Jazz	per lb	81	1.28			81	0.98
Apples	McIntosh	2 lb bag	107	2.50	277	2.29	15	2.49
Apples	McIntosh	per lb	78	0.99				
Apples	Pink Lady/Cripps Pink	3 lb bag	348	3.99			218	3.95
Apples	Pink Lady/Cripps Pink	per lb	319	1.26	785	1.38	1,487	1.67
Apples	Red Delicious	2 lb bag	107	2.50			26	2.98
Apples	Red Delicious	3 lb bag	645	2.81	1,371	3.45	933	3.04
Apples	Red Delicious	5 lb bag	183	5.99	229	5.79	280	5.03
Apples	Red Delicious	per lb	263	1.30	141	1.41	359	1.13
Apples, Processed	Juice	64 oz (1/2 gallon)	4,275	2.83	2,395	2.74	4,458	2.60
Apples, Processed	Juice	96 oz (3/4 gallon)	241	3.99	135	3.77	19	4.99
Apples, Processed	Juice Marked Cider	128 oz (1 gallon)	183	6.99	183	6.99		
Apples, Processed	Juice Marked Cider	64 oz (1/2 gallon)	96	2.50			37	2.31
Avocados	Hass	4 count mesh bags	222	3.08	162	3.99		
Avocados	Hass	5 count mesh bags	425	2.99	819	3.46		
Avocados	Hass	each	3,363	1.09	4,473	0.97	1,560	1.25
Avocados	Hass-Marked Extra Large	3 count mesh bags	74	4.99				

Wtd Avg - Simple weighted average



Weekly Grocery Store Specialty Crops Feature Activity  
Friday, April 3, 2026 - Page 5

Commodity	Variety	Unit	THIS WEEK		LAST WEEK		LAST YEAR	
			Number of Ads	Wtd Avg Price	Number of Ads	Wtd Avg Price	Number of Ads	Wtd Avg Price
Avocados	Hass-Marked Extra Large	each	679	1.72	103	1.15	302	2.93
Avocados	Hass-Marked Large	each	1,632	1.39	1,233	1.31	595	2.00
Avocados	Hass-Marked Medium	each	367	1.27	1,007	1.26	1,885	1.14
Avocados	Hass-Marked Small	each	111	0.28	302	0.47	556	0.63
Bananas		per lb	505	0.61	1,018	0.58	717	0.53
Blackberries		1 pint (11-12 oz cntr w/ lid)	420	3.99	457	6.27	39	4.99
Blackberries		5.6-6 oz package	4,280	2.41	5,422	2.67	9,251	2.60
Blueberries		1 pint (11-12 oz cntr w/ lid)	183	3.99	461	4.01	2,075	2.98
Blueberries		6 oz package	26	3.99	528	2.79	1,028	2.84
Blueberries		9.8 oz package	581	5.31	1,164	5.44		
Cantaloupes		each	4,064	2.99	3,639	3.13	4,142	3.20
Cantaloupes		per lb	395	0.67			148	0.66
Clementines		2 lb bag	520	3.44	519	3.74	725	2.98
Clementines		3 lb bag	669	5.30	918	4.01	1,843	4.29
Clementines		5 lb bag	148	6.62	53	5.99	20	6.99
Coconut	YOUNG TYPE	each	22	1.99				
Dekopon (Shiranui)		each	1,560	2.54	915	2.52	1,193	2.50
Dekopon (Shiranui)		per lb	2,685	3.74	3,284	3.63	1,998	3.45
Grapefruit	RED	3 lb bags	60	4.99				
Grapefruit	RED	5 lb bag	94	6.00	114	5.99		
Grapefruit	RED	each	489	1.50	771	1.43	375	1.20
Grapes	Black Seedless	per lb	1,843	2.49	3,653	2.11	2,060	2.04
Grapes	Red Globe Seeded Type	per lb	183	2.99	246	2.82	12	2.59
Grapes	Red Seedless	2 lb container with lid	183	5.99	1,520	4.94		
Grapes	Red Seedless	per lb	8,381	2.50	8,939	2.24	6,992	2.40
Grapes	White Seedless Type	2 lb container with lid	183	5.99	1,520	4.94		
Grapes	White Seedless Type	per lb	4,582	3.30	7,966	2.49	7,664	2.36
Honeydews		each	184	3.45	637	4.32	609	4.42
Kiwifruit	Hayward	1-lb containers with lids	25	2.50	260	3.54	276	3.99
Kiwifruit	Hayward	each	155	0.70	377	0.59	196	0.71
Lemons		1 lb bag	21	2.50	194	2.50	850	2.50
Lemons		2 lb bag	1,201	3.56	3,507	2.92	1,338	3.18
Lemons		3 lb bag	333	5.00	94	5.00		
Lemons		5 lb bag	183	5.99	657	5.99		
Lemons		each	2,103	0.63	2,710	0.64	1,745	0.53
Lemons		per lb	335	0.59	226	0.78	121	0.58
Limes		2 pound bags	183	3.99	286	3.99		
Limes		each	960	0.61	814	0.47	1,681	0.49
Mangoes	Round Varieties	each	1,178	1.55	1,883	1.00	2,496	1.15
Mangoes	Round Varieties Marked Extra Large	each	87	1.99	301	1.59	137	1.46
Mangoes	Round Varieties Marked Large	each	602	1.42	1,432	1.35	465	1.22

Wtd Avg - Simple weighted average



Weekly Grocery Store Specialty Crops Feature Activity  
Friday, April 3, 2026 - Page 6

Commodity	Variety	Unit	THIS WEEK		LAST WEEK		LAST YEAR	
			Number of Ads	Wtd Avg Price	Number of Ads	Wtd Avg Price	Number of Ads	Wtd Avg Price
Mangoes	Round Varieties Marked Small	each	80	0.88				
Mangoes	Yellow Varieties	each	695	1.25	1,016	1.02	3,352	0.91
Mangoes	Yellow Varieties Marked Extra Large	each	42	1.50				
Oranges	Blood Orange	each	183	1.25	183	1.25		
Oranges	Blood Orange	per lb	122	1.69	73	0.99		
Oranges	Navel	3 lb bag	119	4.70	681	4.17	1,877	3.91
Oranges	Navel	4 lb bag	1,286	4.33	1,369	4.94	1,602	4.56
Oranges	Navel	8 lb bag	183	8.99			848	7.42
Oranges	Navel	each	1,104	1.02	2,362	1.00	1,155	0.96
Oranges	Navel	per lb	2,159	1.37	2,572	1.26	3,095	1.17
Oranges	Navel, Cara Cara	3 lb bag	1,695	4.82	4,577	3.38	1,602	4.42
Oranges	Navel, Cara Cara	4 lb bag	60	4.99				
Oranges	Navel, Cara Cara	each	486	1.10	941	1.11	283	1.21
Oranges	Navel, Cara Cara	per lb	239	1.88	342	0.95	194	1.43
Papaya	Maradol/Tainung Types	per lb	715	1.01	1,151	0.99	912	1.16
Peaches	Various Yellow Flesh Varieties	per lb	27	2.49	92	2.84	29	2.62
Pears	Bartlett	per lb	2,153	1.94	2,756	1.94	2,642	1.73
Pears	Bosc	each	65	0.33				
Pears	Bosc	per lb	945	1.91	1,658	1.84	303	1.99
Pears	D'Anjou	each	65	0.33	131	1.00		
Pears	D'Anjou	per lb	620	1.91	638	1.78	827	2.07
Pears	RED TYPE	per lb	65	1.99	287	1.99		
Pineapples		each	9,386	2.48	1,842	3.42	2,290	3.61
Pineapples		per lb	747	1.15	259	1.59	197	0.90
Plantains		per lb	348	0.81	229	0.82		
Plums		per lb	470	2.58	561	3.05	325	3.43
Pomegranates		each	65	6.99				
Raspberries		1 pint (11-12 oz cntr w/ lid)	527	3.99	728	5.96	115	3.34
Raspberries		6 oz package	3,975	2.59	3,606	2.85	5,056	2.97
Strawberries		1 lb package	10,742	2.85	6,596	2.99	7,021	3.05
Strawberries		2 lb package	3,564	4.50	2,415	5.31	943	4.98
Tangelos		3 lb bag	2,296	4.85	573	4.88	3,830	4.44
Tangelos		each	366	1.00	292	1.12	12	1.00
Tangelos		per lb	237	1.20	95	0.97	46	0.88
Tangerines/Mandarins		2 lb bag	602	3.35	623	4.00	563	4.19
Tangerines/Mandarins		3 lb bag	6,215	4.01	3,114	4.50	10,475	3.88
Tangerines/Mandarins		5 lb package	773	7.44	283	7.28	755	6.23
Tangerines/Mandarins		per lb	341	2.84	79	2.79	245	2.13
Watermelons	Red Flesh Seedless Miniature	each	686	3.87	577	4.42	1,585	3.90
Watermelons	Red Flesh Seedless Type	each	210	5.44			298	5.21
Watermelons	Red Flesh Seedless Type	per lb	42	0.79			69	0.51

Wtd Avg - Simple weighted average



Potatoes & Onions								
Commodity	Variety	Unit	THIS WEEK		LAST WEEK		LAST YEAR	
			Number of Ads	Wtd Avg Price	Number of Ads	Wtd Avg Price	Number of Ads	Wtd Avg Price
Onions, Dry	RED	2 lb bag	29	2.00	22	2.79	92	1.54
Onions, Dry	RED	per lb	310	1.92	421	1.13	862	1.31
Onions, Dry	WHITE	3 lb bag	1,230	3.58	1,197	3.72	22	1.80
Onions, Dry	WHITE	per lb	183	2.29	635	0.81	604	0.77
Onions, Dry	YELLOW	2 lb bag	337	1.99	359	1.76	945	1.23
Onions, Dry	YELLOW	3 lb bag	3,755	2.53	2,762	2.89	971	2.38
Onions, Dry	YELLOW	5 lb bag	74	3.99			272	4.00
Onions, Dry	YELLOW	per lb	945	0.67	707	1.28	1,180	0.73
Onions, Dry	YELLOW MARKED SWEET	3 lb bag	193	3.33	1,398	3.56	820	3.17
Onions, Dry	YELLOW MARKED SWEET	per lb	1,176	1.21	1,396	1.33	1,678	1.18
Potatoes	MIXED COLORS	24 oz bag	64	3.99	181	3.16		
Potatoes	MIXED COLORS	3 lb bag	322	3.99	39	5.99		
Potatoes	ROUND RED	10 lb bag	23	3.99				
Potatoes	ROUND RED	24 oz bag	249	3.99	332	3.38		
Potatoes	ROUND RED	3 lb bag	405	2.52	65	2.50	467	2.90
Potatoes	ROUND RED	5 lb bag	1,945	3.88	2,776	4.63	2,495	4.23
Potatoes	ROUND RED	per lb	644	1.19	500	1.17	425	1.13
Potatoes	ROUND WHITE	5 lb bag	468	4.18	72	3.54	318	4.73
Potatoes	ROUND WHITE	per lb	42	0.99	64	0.99		
Potatoes	RUSSET	10 lb bag	3,075	3.18	1,155	3.81	378	3.59
Potatoes	RUSSET	4 lb bag	57	1.72				
Potatoes	RUSSET	5 lb bag	6,062	2.74	4,350	2.96	2,722	2.66
Potatoes	RUSSET	8 lb bag	1,025	3.89	1,402	3.31	446	4.39
Potatoes	RUSSET	per lb	863	0.94	1,254	0.92	3,590	0.90
Potatoes	YELLOW TYPE	24 oz bag	64	3.99	332	3.38		
Potatoes	YELLOW TYPE	3 lb bag	121	3.19	209	2.34	667	2.43
Potatoes	YELLOW TYPE	5 lb bag	1,838	4.07	3,053	4.61	1,208	4.63
Potatoes	YELLOW TYPE	per lb	557	1.18	377	1.16	354	1.23
Vegetables								
Commodity	Variety	Unit	THIS WEEK		LAST WEEK		LAST YEAR	
			Number of Ads	Wtd Avg Price	Number of Ads	Wtd Avg Price	Number of Ads	Wtd Avg Price
Artichokes		each	312	2.90	534	3.24	492	2.89
Asparagus	GREEN	per lb	11,222	2.61	2,574	3.52	4,581	2.82
Beans	ROUND GREEN TYPE	12 oz bag	3,258	2.84	1,726	2.77	1,302	2.04
Beans	ROUND GREEN TYPE	per lb	1,685	2.14	115	2.76	1,358	1.81
Beets		per bunch	317	3.99	65	3.99	110	3.51
Beets		per lb	55	0.99	620	1.82	123	0.78
Bok Choy	BABY BOK CHOY	per lb	40	1.29				
Broccoli		per bunch	1,376	2.95	1,629	2.86	1,350	2.95
Broccoli		per lb	473	1.79	190	0.99	585	1.36
Broccoli	CROWN CUT	per lb	1,780	1.72	2,771	1.84	1,682	1.97

Wtd Avg - Simple weighted average



Weekly Grocery Store Specialty Crops Feature Activity  
Friday, April 3, 2026 - Page 8

Commodity	Variety	Unit	THIS WEEK		LAST WEEK		LAST YEAR	
			Number of Ads	Wtd Avg Price	Number of Ads	Wtd Avg Price	Number of Ads	Wtd Avg Price
Brussels Sprouts		1 lb bag	3,960	2.29	397	2.90	90	1.99
Brussels Sprouts		12 oz bag	395	2.58	394	2.37	74	2.49
Brussels Sprouts		2 lb bag	213	7.88	264	7.43		
Brussels Sprouts		per lb	2,318	2.14	808	2.15	2,066	2.77
Cabbage	ROUND GREEN TYPE	per lb	2,044	0.62	1,916	0.73	2,127	0.62
Cactus Leaf (Nopales)		1-1.5 lb bags	223	2.93	139	3.43		
Cactus Leaf (Nopales)		per lb	98	0.92	160	1.10	359	0.97
Carrots		1 lb bag	22	0.99	123	1.38	289	0.99
Carrots		2 lb bag	745	1.70	655	2.11	1,781	1.95
Carrots		per bunch	476	1.91	125	2.25	192	2.34
Carrots		per lb	222	0.93	271	0.94	260	0.71
Carrots	BABY PEELED	1 lb bag	961	1.42	709	1.26	1,935	1.32
Carrots	BABY PEELED	2 lb bag	1,158	2.50	296	2.06	600	2.50
Carrots	Baby Peeled Type Mixed Color	12 oz bag	35	2.99				
Cauliflower		each	382	2.51	921	2.98	1,163	2.98
Cauliflower		per lb	290	1.52	75	0.99	616	1.40
Celery		each	3,008	1.74	1,827	2.01	762	1.65
Celery		per lb	509	2.01	61	1.19	59	1.20
Celery	HEARTS	per package	265	2.95	183	2.99	671	2.79
Cilantro		per bunch	543	0.51	554	0.47	949	0.58
Collards		1 lb bag	585	2.56	385	2.73	20	3.00
Collards		per bunch	2,332	2.07	651	1.54	106	1.11
Collards		per lb	345	1.14	421	1.72		
Corn-Sweet		each	418	0.74			4,418	0.60
Corn-Sweet		trays 4-5 ears film wrapped	324	5.21	325	5.20	907	4.35
Cucumbers		each	776	0.66	1,216	0.86	1,667	0.70
Cucumbers	LONG SEEDLESS - Greenhouse	each	2,544	1.88	2,613	1.90	3,749	1.19
Cucumbers	PERSIAN - Greenhouse	12-14 oz trays filmwrapped	164	2.06	272	2.50		
Cucumbers	PERSIAN - Greenhouse	16 oz bag	295	2.63	2,424	2.46		
Cucumbers	PERSIAN - Greenhouse	32 oz bag	183	5.00	204	5.00		
Cucumbers	PERSIAN - Greenhouse	5-6 ct trays filmwrapped	81	2.97	778	2.41		
Cucumbers	Pickles-Kirby Type	per lb	65	2.49	65	2.49		
Curly Parsley		per bunch	406	1.44	172	1.11		
Eggplant		per lb	77	1.73	204	1.96	824	1.32
Garlic		per lb	54	5.99			11	4.99
Garlic		per sleeve	265	1.99	168	2.20	181	1.89
Jalapeno Peppers		per lb	1,273	1.48	46	0.98	2,179	1.28
Jicama		per lb	348	0.85	306	0.86		
Kale		1 lb bag	457	2.98	312	2.56	20	3.00
Kale		per bunch	38	1.59	244	2.00	14	1.75
Kale		per lb	136	0.99	347	1.55		
Leeks		per bunch	65	4.99	65	4.99	80	5.62

Wtd Avg - Simple weighted average



Weekly Grocery Store Specialty Crops Feature Activity  
Friday, April 3, 2026 - Page 9

Commodity	Variety	Unit	THIS WEEK		LAST WEEK		LAST YEAR	
			Number of Ads	Wtd Avg Price	Number of Ads	Wtd Avg Price	Number of Ads	Wtd Avg Price
Leeks		per lb	27	3.99	27	3.99		
Lettuce	Green Leaf	each	137	1.97	21	0.98	404	1.79
Lettuce	Iceberg	each	780	1.41	2,403	1.99	2,701	1.54
Lettuce	Red Leaf	each	105	2.11	53	1.29	359	1.86
Lettuce	Romaine	each	38	2.29	139	2.40	489	1.75
Lettuce	Romaine (Hearts)	3 count	130	3.39	981	3.80	2,662	3.01
Mixed Mini Sweet Peppers		1 lb package	408	3.59	2,304	3.36	771	3.02
Mixed Mini Sweet Peppers		8 oz package	65	2.99				
Mushrooms	CREMINI	1 lb package	100	3.00				
Mushrooms	CREMINI	8 oz package	2,264	2.27	1,842	2.05	1,430	2.38
Mushrooms	CREMINI	per lb	44	3.51	93	4.68		
Mushrooms	PORTOBELLA	6 oz package	22	2.99	35	2.99	5	2.79
Mushrooms	PORTOBELLA	per lb	23	3.99				
Mushrooms	WHITE	1 lb package	106	3.69	353	2.76		
Mushrooms	WHITE	8 oz package	1,317	1.96	3,353	1.52	2,951	1.86
Mushrooms	WHITE	per lb	94	3.37	61	3.99	100	2.61
Mustard		1 lb bag	68	2.99			20	3.00
Mustard		per bunch	1,598	1.85	348	1.27	47	1.27
Mustard		per lb	345	1.14	114	0.99		
Onions, Green		per bunch	526	0.81	635	1.09	908	0.69
Onions, Green	BULB TYPE	per bunch	257	0.76	22	0.50		
Peppers (Bell Type)	ASSORTED COLORS	3 count filmbag	811	3.85	455	3.92		
Peppers (Bell Type)	GREEN	each	247	0.68	527	0.85	747	0.73
Peppers (Bell Type)	GREEN	per lb	38	2.99			486	1.65
Peppers (Bell Type)	ORANGE - Greenhouse	each	356	1.05	128	1.14	344	1.69
Peppers (Bell Type)	ORANGE	each	1,646	1.33	2,641	1.28	952	1.19
Peppers (Bell Type)	ORANGE - Greenhouse	per lb	65	3.99	65	3.99		
Peppers (Bell Type)	ORANGE	per lb	355	2.96	291	3.00	115	2.52
Peppers (Bell Type)	RED - Greenhouse	each	356	1.05	128	1.14	344	1.69
Peppers (Bell Type)	RED	each	1,646	1.33	2,641	1.28	1,044	1.21
Peppers (Bell Type)	RED - Greenhouse	per lb	65	3.99	65	3.99		
Peppers (Bell Type)	RED	per lb	427	2.97	707	2.31	313	2.25
Peppers (Bell Type)	YELLOW - Greenhouse	each	356	1.05	128	1.14	329	1.67
Peppers (Bell Type)	YELLOW	each	1,646	1.33	2,641	1.28	992	1.23
Peppers (Bell Type)	YELLOW - Greenhouse	per lb	65	3.99	65	3.99		
Peppers (Bell Type)	YELLOW	per lb	355	2.96	291	3.00	156	2.33
Plain Parsley		per bunch	134	1.40	187	1.10		
Poblano Pepper		per lb	214	1.54	322	1.90		
Radishes		per bunch	87	0.70	284	0.81	401	0.68
Rapini/Broccoli Rabe		per lb	92	2.73	81	1.99		
Salad (Mixed Types)		1 lb package	30	4.99	24	1.99	10	1.68
Salad (Mixed Types)		10-12 oz package	2,450	2.76	1,928	3.34	3,177	2.74
Salad (Mixed Types)		5-9 oz package	1,634	2.68	1,765	2.65	1,992	2.71

Wtd Avg - Simple weighted average



Weekly Grocery Store Specialty Crops Feature Activity  
Friday, April 3, 2026 - Page 10

Commodity	Variety	Unit	THIS WEEK		LAST WEEK		LAST YEAR	
			Number of Ads	Wtd Avg Price	Number of Ads	Wtd Avg Price	Number of Ads	Wtd Avg Price
Salad (Mixed Types)	Spring Mix	10-12 oz package	421	3.55	73	4.99		
Snow Peas		6 oz bags	46	3.33				
Spinach		per bunch	74	1.63			313	1.40
Spinach	FLAT TYPE	11 oz package	138	2.99	37	1.99		
Spinach	FLAT TYPE	5-7 oz package	375	3.00	22	3.50	53	3.14
Spinach	FLAT TYPE	8-10 oz package	461	3.26	306	2.26	1,057	2.87
Squash	Acorn	per lb	65	1.99	234	1.48	326	1.46
Squash	Butternut	per lb	169	1.28	302	1.41	326	1.46
Squash	GREY	per lb	241	0.84	354	1.06	539	0.80
Squash	Kabocha	per lb	69	0.92	29	0.95	9	0.99
Squash	Spaghetti	per lb	65	1.99	234	1.48	326	1.46
Squash	Yellow Crookneck/Straightneck	per lb	604	1.99	410	1.90	1,569	1.45
Squash	Zucchini	per lb	847	1.87	488	1.75	2,379	1.36
Sugar Snap Peas		8 oz bags	46	3.33				
Sweet Potatoes		3 lb bag	1,862	3.39	528	2.65	54	1.99
Sweet Potatoes		per lb	10,007	0.91	3,937	0.91	2,056	0.89
Tomatillos		per lb	216	0.99			779	1.20
Tomatoes		per lb	188	1.99	449	2.21	1,060	1.38
Tomatoes	Cherry Type	10 oz package	407	3.20	155	2.77	281	3.07
Tomatoes	GRAPE TYPE	1 pint package	488	2.70	933	2.94	738	2.03
Tomatoes	GRAPE TYPE - Greenhouse	10 oz package	185	2.50				
Tomatoes	GRAPE TYPE	10 oz package	1,591	3.38	322	2.92	2,781	2.16
Tomatoes	Plum Type (Roma)	per lb	172	2.69	145	1.09	1,345	1.13
Tomatoes	VINE RIPES - Greenhouse	per lb	134	2.17	1,132	2.15	823	2.05
Tomatoes	VINE RIPES	per lb	1,415	1.65	656	2.46	2,080	1.83
Tomatoes	Vine Ripes - Heirloom Varieties - Greenhouse	per lb	60	2.99	382	2.84		
Tomatoes	VINE RIPES - ON THE VINE - Greenhouse	per lb	1,611	1.98	2,635	2.11	2,738	1.78
Turnip Tops		1 lb bag	105	2.99			20	3.00
Turnip Tops		per bunch	1,561	1.83	370	1.27	106	1.11
Turnip Tops		per lb	241	1.21	179	1.17		

**Other Specialty Crop Items**

Commodity	Variety	Unit	THIS WEEK		LAST WEEK		LAST YEAR	
			Number of Ads	Wtd Avg Price	Number of Ads	Wtd Avg Price	Number of Ads	Wtd Avg Price
Hemp (Seed) Oil		12 oz	154	8.49				
Hemp Protein		12 oz	52	10.99				
Hemp Protein		16 oz	154	11.99	60	11.99	295	14.99
Hemp Seeds Shelled		16 oz	13	11.49	60	13.99	596	14.01
Hemp Seeds Shelled		24 oz	65	17.99	356	17.99		
Hemp Seeds Shelled		8 oz	415	7.65	476	8.32	1,036	8.34
Honey		12 oz	1,692	4.79	1,292	4.34		
Honey		16 oz	273	6.76	918	6.52		

Wtd Avg - Simple weighted average



Seasonal Items								
Commodity	Variety	Unit	THIS WEEK		LAST WEEK		LAST YEAR	
			Number of Ads	Wtd Avg Price	Number of Ads	Wtd Avg Price	Number of Ads	Wtd Avg Price
Ornamentals	Chrysanthemums	4 Inch Pot	60	6.99	199	9.99		
Ornamentals	Chrysanthemums	6 inch pot	199	16.99	77	13.38		
Ornamentals	Chrysanthemums	8 Inch Pot	322	16.99				
Ornamentals	Daffodils	4 Inch Pot	72	3.99	173	3.70		
Ornamentals	Daffodils	6 inch pot	264	8.15	208	9.71	13	7.99
Ornamentals	Daffodils	bunched 10s	140	3.50	299	3.94	79	3.12
Ornamentals	Longiflorum (Easter Lily)	6 inch pot	6,214	10.25	3,864	10.16	42	11.99
Ornamentals	Longiflorum (Easter Lily)	8 Inch Pot	313	23.84	313	23.84		
Ornamentals	Rose, Hybrid Tea	bunched 12s	150	13.83	249	12.98	298	10.80
Ornamentals	Tulips	4 Inch Pot	85	7.20	101	3.49		
Ornamentals	Tulips	6 inch pot	2,573	7.29	4,081	7.90	13	7.99
Ornamentals	Tulips	bunched 10s	5,854	8.34	973	9.81	529	9.76
Ornamentals	Tulips	bunched 15s	143	12.26				
Ornamentals	Tulips	bunched 5s	81	4.50	539	5.53		
Ornamentals	Tulips	bunched 7s	147	8.00	349	7.41		

Wtd Avg - Simple weighted average



### REGIONAL CONVENTIONAL DETAILS

Commodity	Variety	Unit	NORTHEAST U.S.				SOUTHEAST U.S.				MIDWEST U.S.			
			Price Range	Number of Ads	Wtd Avg Price	% Marked Local	Price Range	Number of Ads	Wtd Avg Price	% Marked Local	Price Range	Number of Ads	Wtd Avg Price	% Marked Local
<b>FRUIT</b>														
Apple Pears		each	3.99	65	3.99						0.99	22	0.99	
Apples	Ambrosia	per lb	1.99	183	1.99									
Apples	Cortland	per lb	0.99	78	0.99									
Apples	COSMIC CRISP	per lb	1.49	150	1.49		2.49	34	2.49		1.69 - 1.99	133	1.77	
Apples	Envy	2 lb bag									3.99	188	3.99	
Apples	Envy	per lb	1.99 - 2.99	207	2.11		2.99	228	2.99					
Apples	Fuji	3 lb bag					3.99	34	3.99		2.99 - 3.99	348	3.29	
Apples	Fuji	per lb	1.69	72	1.69		1.39	37	1.39		1.39	22	1.39	
Apples	Gala/Royal Gala	2 lb bag	2.50	144	2.50	74								
Apples	Gala/Royal Gala	3 lb bag					2.99 - 3.99	120	3.66		2.79 - 3.99	508	3.04	
Apples	Gala/Royal Gala	5 lb bag	5.99	183	5.99									
Apples	Gala/Royal Gala	per lb	0.99 - 1.99	140	1.36						1.69	96	1.69	
Apples	Golden Delicious	3 lb bag									2.79	383	2.79	
Apples	Golden Delicious	per lb	0.99	78	0.99									
Apples	Granny Smith	3 lb bag									3.49 - 3.99	284	3.92	
Apples	Granny Smith	per lb	0.99 - 1.99	811	1.70		1.39	102	1.39		1.39	22	1.39	
Apples	Honeycrisp	per lb	2.99 - 3.10	312	3.03		3.10	86	3.10		1.99 - 3.10	451	2.25	
Apples	Jazz	2 lb bag									3.99	188	3.99	
Apples	McIntosh	2 lb bag	2.50	107	2.50	100								
Apples	McIntosh	per lb	0.99	78	0.99									
Apples	Pink Lady/Cripps Pink	3 lb bag									3.99	348	3.99	
Apples	Pink Lady/Cripps Pink	per lb	1.69	72	1.69						1.39 - 1.66	47	1.53	
Apples	Red Delicious	2 lb bag	2.50	107	2.50	100								
Apples	Red Delicious	3 lb bag	2.49	86	2.49		2.49 - 3.99	176	3.00		2.79	383	2.79	
Apples	Red Delicious	5 lb bag	5.99	183	5.99									
Apples	Red Delicious	per lb	0.99	78	0.99		1.39 - 1.59	136	1.44		1.39	22	1.39	
Apples, Processed	Juice	64 oz (1/2 gallon)	2.50 - 3.99	1504	2.88		1.67 - 2.99	457	2.73		1.78 - 3.50	1067	2.80	
Apples, Processed	Juice	96 oz (3/4 gallon)									3.99	199	3.99	
Apples, Processed	Juice Marked Cider	128 oz (1 gallon)	6.99	183	6.99									
Apples, Processed	Juice Marked Cider	64 oz (1/2 gallon)									2.50	96	2.50	
Avocados	Hass	4 count mesh bags	2.99 - 3.50	222	3.08									
Avocados	Hass	5 count mesh bags	2.99	322	2.99									
Avocados	Hass	each	0.50 - 1.67	549	1.06		0.50 - 1.67	1796	1.04		0.99 - 1.67	216	1.25	
Avocados	Hass-Marked Extra Large	3 count mesh bags					4.99	74	4.99					
Avocados	Hass-Marked Large	each	1.00 - 1.67	226	1.36		1.67	86	1.67		1.00 - 1.67	451	1.29	

Wtd Avg - Simple weighted average



Weekly Grocery Store Specialty Crops Feature Activity  
Friday, April 3, 2026 - Page 13

Commodity	Variety	Unit	NORTHEAST U.S.				SOUTHEAST U.S.				MIDWEST U.S.			
			Price Range	Number of Ads	Wtd Avg Price	% Marked Local	Price Range	Number of Ads	Wtd Avg Price	% Marked Local	Price Range	Number of Ads	Wtd Avg Price	% Marked Local
Bananas		per lb	0.69	171	0.69		0.59	40	0.59		0.49	191	0.49	
Blackberries		5.6-6 oz package	1.49 - 3.99	1066	2.55		1.49 - 3.99	1193	2.41		1.99 - 3.49	875	2.27	
Blueberries		1 pint (11-12 oz cntr w/ lid)	3.99	183	3.99									
Blueberries		9.8 oz package					6.99	117	6.99					
Cantaloupes		each	2.50 - 3.99	1340	2.85		0.98 - 3.99	353	3.01		1.99 - 3.99	724	3.21	
Clementines		2 lb bag	1.99 - 3.49	244	2.32						3.99 - 4.99	208	4.89	
Clementines		3 lb bag	3.99 - 5.99	156	5.54		5.99	40	5.99		4.99	106	4.99	
Coconut	YOUNG TYPE	each									1.99	22	1.99	
Dekopon (Shiranui)		each	2.50	9	2.50		2.50	463	2.50		2.50	730	2.50	
Dekopon (Shiranui)		per lb	3.79	72	3.79		3.49 - 3.88	1247	3.51		4.49 - 4.99	227	4.93	
Grapefruit	RED	3 lb bags	4.99	60	4.99									
Grapefruit	RED	each	0.99 - 2.00	466	1.53									
Grapes	Black Seedless	per lb	1.99 - 2.99	655	2.51		2.69 - 2.99	412	2.96		1.99 - 2.68	558	2.34	
Grapes	Red Globe Seeded Type	per lb	2.99	183	2.99									
Grapes	Red Seedless	2 lb container with lid	5.99	183	5.99									
Grapes	Red Seedless	per lb	1.35 - 3.49	1825	2.28		1.49 - 2.99	3440	2.26		1.99 - 3.99	1225	2.37	
Grapes	White Seedless Type	2 lb container with lid	5.99	183	5.99									
Grapes	White Seedless Type	per lb	2.79 - 3.49	451	3.01		2.69 - 3.49	1876	3.30		1.99 - 3.99	773	2.45	
Honeydews		each	3.33	150	3.33		3.99	34	3.99					
Kiwifruit	Hayward	1-lb containers with lids									2.50	25	2.50	
Kiwifruit	Hayward	each	0.79 - 0.83	100	0.80									
Lemons		1 lb bag	2.50	21	2.50									
Lemons		2 lb bag	3.49 - 3.99	789	3.94						2.50 - 4.99	45	3.77	
Lemons		3 lb bag									5.00	149	5.00	
Lemons		5 lb bag	5.99	183	5.99									
Lemons		each	0.40 - 0.83	1103	0.51		0.50	119	0.50		0.79 - 0.88	247	0.86	
Lemons		per lb	0.50 - 0.75	177	0.69		0.20	31	0.20					
Limes		2 pound bags	3.99	183	3.99									
Limes		each	0.50	598	0.50		0.50	73	0.50		0.79 - 0.88	247	0.86	
Mangoes	Round Varieties	each	1.25 - 1.67	390	1.43		1.50	73	1.50		0.99 - 1.49	66	1.32	
Mangoes	Round Varieties Marked Extra Large	each					2.50	34	2.50					
Mangoes	Round Varieties Marked Large	each	1.67	183	1.67									
Mangoes	Yellow Varieties	each	1.00 - 1.39	131	1.36		1.39	86	1.39		0.99 - 1.39	89	1.29	
Oranges	Blood Orange	each	1.25	183	1.25									
Oranges	Navel	3 lb bag					3.99 - 4.99	80	4.57		4.99	39	4.99	
Oranges	Navel	4 lb bag	3.99 - 5.99	484	4.93		2.98 - 4.29	521	3.92		3.99 - 4.99	120	4.30	
Oranges	Navel	8 lb bag	8.99	183	8.99									
Oranges	Navel	each	0.60 - 1.67	545	1.13		0.99 - 1.00	404	1.00		0.79 - 1.25	90	0.99	
Oranges	Navel	per lb	1.49	20	1.49		1.49	1195	1.49					
Oranges	Navel, Cara Cara	3 lb bag	4.99 - 5.99	554	5.53		3.99 - 4.99	503	4.94		2.99 - 4.99	267	3.15	

Wtd Avg - Simple weighted average



Weekly Grocery Store Specialty Crops Feature Activity  
Friday, April 3, 2026 - Page 14

Commodity	Variety	Unit	NORTHEAST U.S.				SOUTHEAST U.S.				MIDWEST U.S.			
			Price Range	Number of Ads	Wtd Avg Price	% Marked Local	Price Range	Number of Ads	Wtd Avg Price	% Marked Local	Price Range	Number of Ads	Wtd Avg Price	% Marked Local
Oranges	Navel, Cara Cara	4 lb bag	4.99	60	4.99									
Oranges	Navel, Cara Cara	each	0.99 - 1.25	420	1.10		0.99	38	0.99		1.25	28	1.25	
Papaya	Maradol/Tainung Types	per lb	1.49	57	1.49		1.28 - 1.49	60	1.40		0.79 - 0.99	210	0.81	
Pears	Bartlett	per lb	1.99	297	1.99		1.99	1195	1.99		1.79	44	1.79	
Pears	Bosc	per lb	1.75 - 1.99	219	1.96		1.58	53	1.58		1.79	44	1.79	
Pears	D'Anjou	per lb	1.29 - 1.99	547	1.96									
Pears	RED TYPE	per lb	1.99	65	1.99									
Pineapples		each	1.47 - 4.00	2773	2.27		1.99 - 4.00	1812	2.64		1.49 - 3.50	1882	2.55	
Plantains		per lb									0.79	188	0.79	
Plums		per lb	2.49 - 3.99	387	2.74						1.99	22	1.99	
Pomegranates		each	6.99	65	6.99									
Raspberries		6 oz package	1.97 - 3.99	1189	2.92		2.99 - 3.79	537	3.10		1.85 - 2.99	1575	2.05	
Strawberries		1 lb package	1.49 - 4.99	2686	2.84		1.98 - 3.79	3725	3.06		1.99 - 3.99	1745	2.69	
Strawberries		2 lb package	4.99 - 5.99	131	5.39		4.79 - 4.99	509	4.97		3.88 - 5.99	500	4.41	
Tangelos		3 lb bag	5.99	190	5.99		4.99	500	4.99		4.49 - 4.99	647	4.52	
Tangelos		each					1.00	366	1.00					
Tangerines/Mandarins		2 lb bag	3.99	131	3.99						3.50	96	3.50	
Tangerines/Mandarins		3 lb bag	3.49 - 5.99	891	4.37		2.99 - 5.99	2378	4.15		2.99 - 5.99	1003	3.42	
Tangerines/Mandarins		5 lb package	6.99 - 9.99	314	8.41						6.19 - 7.99	398	6.60	
Tangerines/Mandarins		per lb									1.99 - 3.99	61	3.27	
Watermelons	Red Flesh Seedless Miniature	each	3.33 - 3.99	422	3.76		3.50	74	3.50					

**POTATOES & ONIONS**

Onions, Dry	RED	2 lb bag	2.00	29	2.00								
Onions, Dry	RED	per lb	1.99 - 2.49	227	2.35								
Onions, Dry	WHITE	3 lb bag									3.49	559	3.49
Onions, Dry	WHITE	per lb									1.49	37	1.49
Onions, Dry	YELLOW	2 lb bag	1.49 - 2.50	265	2.04		0.99 - 2.50	72	1.79				
Onions, Dry	YELLOW	3 lb bag	1.99 - 2.99	307	2.66		1.99 - 3.49	2518	2.72		1.69 - 1.99	548	1.93
Onions, Dry	YELLOW	5 lb bag					3.99	74	3.99				
Onions, Dry	YELLOW	per lb	0.49 - 0.59	67	0.54		0.38 - 0.50	57	0.45		0.99	22	0.99
Onions, Dry	YELLOW MARKED SWEET	3 lb bag	3.89	60	3.89		2.50 - 3.99	133	3.08				
Onions, Dry	YELLOW MARKED SWEET	per lb	1.29 - 1.99	166	1.59		0.98 - 1.49	246	1.14		0.99 - 1.49	202	1.22
Potatoes	MIXED COLORS	3 lb bag	3.99	322	3.99								
Potatoes	ROUND RED	24 oz bag	3.99	185	3.99								
Potatoes	ROUND RED	3 lb bag					2.49 - 2.50	74	2.50		3.97	25	3.97
Potatoes	ROUND RED	5 lb bag	3.99 - 4.00	235	3.99		2.50 - 2.99	305	2.91		2.00 - 4.00	141	3.62
Potatoes	ROUND RED	per lb	1.29	255	1.29						0.99 - 1.28	259	1.21
Potatoes	ROUND WHITE	5 lb bag	1.99 - 3.00	87	2.69								
Potatoes	RUSSET	10 lb bag	2.99 - 4.95	471	3.11		2.99 - 4.99	616	3.20		1.99 - 4.88	963	3.26

Wtd Avg - Simple weighted average



Weekly Grocery Store Specialty Crops Feature Activity  
Friday, April 3, 2026 - Page 15

Commodity	Variety	Unit	NORTHEAST U.S.				SOUTHEAST U.S.				MIDWEST U.S.			
			Price Range	Number of Ads	Wtd Avg Price	% Marked Local	Price Range	Number of Ads	Wtd Avg Price	% Marked Local	Price Range	Number of Ads	Wtd Avg Price	% Marked Local
Potatoes	RUSSET	4 lb bag					1.50 - 1.98	57	1.72					
Potatoes	RUSSET	5 lb bag	1.99 - 3.99	732	2.67		1.99 - 3.99	2577	3.02		1.79 - 3.00	664	2.20	3
Potatoes	RUSSET	8 lb bag	3.99 - 6.49	449	5.62		2.99	37	2.99		1.99 - 3.99	508	2.44	
Potatoes	RUSSET	per lb	0.99 - 1.29	255	1.07		0.79	27	0.79		0.79 - 0.99	125	0.83	
Potatoes	YELLOW TYPE	3 lb bag									2.99 - 3.97	121	3.19	
Potatoes	YELLOW TYPE	5 lb bag	3.99 - 4.99	716	4.25		2.99	38	2.99		4.00	114	4.00	
Potatoes	YELLOW TYPE	per lb	0.99 - 1.29	210	1.26						0.99 - 1.28	259	1.21	

**VEGETABLES**

Artichokes		each	3.00	24	3.00		3.00	228	3.00					
Asparagus	GREEN	per lb	0.99 - 3.99	2029	2.41		1.79 - 3.99	3991	2.83		1.99 - 3.99	1473	2.54	
Beans	ROUND GREEN TYPE	12 oz bag	2.50 - 3.99	1244	3.02		2.50 - 3.50	1474	2.69		2.00 - 3.50	393	2.85	
Beans	ROUND GREEN TYPE	per lb	2.49 - 3.99	92	3.11		1.69	46	1.69		1.99 - 2.99	834	2.30	
Beets		per bunch	3.99	89	3.99		3.99	228	3.99					
Broccoli		per bunch	1.75	29	1.75		2.50 - 2.99	1241	2.97		2.99	106	2.99	
Broccoli		per lb	1.99 - 2.00	344	1.99						1.99	22	1.99	
Broccoli	CROWN CUT	per lb	0.99 - 4.99	875	1.41		1.78 - 2.69	501	2.02		0.99 - 2.49	173	1.94	
Brussels Sprouts		1 lb bag	1.89 - 3.50	724	2.40		1.89 - 2.99	1827	2.38		1.89 - 2.99	980	2.17	
Brussels Sprouts		12 oz bag	2.50	237	2.50		2.50	112	2.50		2.97	25	2.97	
Brussels Sprouts		2 lb bag	7.99	190	7.99									
Brussels Sprouts		per lb	1.69 - 2.99	834	2.12		1.99 - 2.99	111	2.65		1.49 - 3.50	601	2.37	
Cabbage	ROUND GREEN TYPE	per lb	0.59 - 0.79	312	0.73		0.38 - 0.79	1129	0.60		0.49	188	0.49	
Cactus Leaf (Nopales)		per lb									0.69	22	0.69	
Carrots		1 lb bag									0.99	22	0.99	
Carrots		2 lb bag	1.49 - 1.99	705	1.68		1.99	40	1.99					
Carrots		per bunch	0.99 - 1.99	61	1.38		1.98 - 1.99	415	1.99					
Carrots		per lb	0.99 - 1.29	134	1.05									
Carrots	BABY PEELED	1 lb bag	1.29 - 1.99	270	1.48		1.50	46	1.50		1.00 - 1.49	177	1.27	
Carrots	BABY PEELED	2 lb bag	1.99 - 2.99	387	2.38		1.99	38	1.99		2.50 - 2.77	238	2.73	
Carrots	Baby Peeled Type Mixed Color	12 oz bag	2.99	35	2.99									
Cauliflower		each	2.90	78	2.90		2.50	46	2.50		1.99 - 2.99	258	2.40	
Cauliflower		per lb									0.99 - 1.99	82	1.72	
Celery		each	1.59 - 2.50	185	1.99		0.98 - 2.00	2288	1.79		0.99 - 1.99	196	1.51	
Celery		per lb	1.99	413	1.99		2.29	73	2.29					
Celery	HEARTS	per package	1.50 - 3.50	205	2.93									
Cilantro		per bunch					0.58	26	0.58		0.50	22	0.50	
Collards		1 lb bag	1.50 - 2.99	526	2.51		2.99	37	2.99		2.99	22	2.99	
Collards		per bunch	1.49 - 1.59	75	1.54		2.50 - 2.99	1062	2.77	43	1.39 - 1.49	870	1.46	
Collards		per lb	0.99	104	0.99						0.99 - 1.49	241	1.21	
Corn-Sweet		trays 4-5 ears film wrapped	5.00	183	5.00									
Cucumbers		each	0.50 - 0.78	225	0.69		0.69	46	0.69		0.67 - 1.00	142	0.81	

Wtd Avg - Simple weighted average



Weekly Grocery Store Specialty Crops Feature Activity  
Friday, April 3, 2026 - Page 16

Commodity	Variety	Unit	NORTHEAST U.S.				SOUTHEAST U.S.				MIDWEST U.S.			
			Price Range	Number of Ads	Wtd Avg Price	% Marked Local	Price Range	Number of Ads	Wtd Avg Price	% Marked Local	Price Range	Number of Ads	Wtd Avg Price	% Marked Local
Cucumbers	LONG SEEDLESS - Greenhouse	each	0.99 - 2.50	1227	1.34		1.50 - 2.50	1248	2.46		0.99	22	0.99	
Cucumbers	PERSIAN - Greenhouse	12-14 oz trays filmwrapped					1.69 - 2.50	164	2.06					
Cucumbers	PERSIAN - Greenhouse	16 oz bag	2.50 - 2.99	231	2.60									
Cucumbers	PERSIAN - Greenhouse	32 oz bag	5.00	183	5.00									
Cucumbers	PERSIAN - Greenhouse	5-6 ct trays filmwrapped	2.95 - 2.99	56	2.97					2.97	25	2.97		
Cucumbers	Pickles-Kirby Type	per lb	2.49	65	2.49									
Curly Parsley		per bunch	0.99 - 1.50	178	1.37		1.50	228	1.50					
Eggplant		per lb	1.99	37	1.99		1.49	40	1.49					
Garlic		per lb	5.99	54	5.99									
Garlic		per sleeve	1.33 - 2.99	97	2.44									
Jalapeno Peppers		per lb								1.79	559	1.79		
Kale		1 lb bag	2.50 - 4.99	457	2.98									
Kale		per bunch	1.59	38	1.59									
Kale		per lb								0.99	136	0.99		
Leeks		per bunch	4.99	65	4.99									
Leeks		per lb	3.99	27	3.99									
Lettuce	Green Leaf	each	1.49 - 2.99	97	2.50									
Lettuce	Iceberg	each	1.49	175	1.49		1.49 - 1.50	348	1.49	0.99 - 1.50	44	1.25		
Lettuce	Red Leaf	each	2.99	65	2.99									
Lettuce	Romaine	each	2.29	38	2.29									
Lettuce	Romaine (Hearts)	3 count	2.99	78	2.99									
Mixed Mini Sweet Peppers		1 lb package	2.99 - 3.50	204	3.45		3.49	74	3.49	3.88	130	3.88		
Mixed Mini Sweet Peppers		8 oz package	2.99	65	2.99									
Mushrooms	CREMINI	1 lb package								3.00	39	3.00		
Mushrooms	CREMINI	8 oz package	1.50 - 3.99	569	2.48		2.00 - 2.50	1423	2.08	2.50 - 3.00	197	2.79		
Mushrooms	PORTOBELLA	6 oz package	2.99	22	2.99									
Mushrooms	WHITE	1 lb package	3.29	46	3.29									
Mushrooms	WHITE	8 oz package	1.50 - 3.00	691	2.07		1.50	38	1.50	1.99 - 2.00	188	2.00		
Mustard		1 lb bag					2.99	46	2.99	2.99	22	2.99		
Mustard		per bunch					2.99	403	2.99	1.39 - 1.49	870	1.46		
Mustard		per lb	0.99	104	0.99					0.99 - 1.49	241	1.21		
Onions, Green		per bunch								0.50 - 0.99	44	0.74		
Onions, Green	BULB TYPE	per bunch								0.50 - 0.79	210	0.76		
Peppers (Bell Type)	ASSORTED COLORS	3 count filmbag	4.99 - 5.00	210	5.00		3.99	86	3.99	2.99	245	2.99		
Peppers (Bell Type)	GREEN	each	0.50	75	0.50		0.69	46	0.69					
Peppers (Bell Type)	GREEN	per lb	2.99	38	2.99									
Peppers (Bell Type)	ORANGE - Greenhouse	each	1.00	322	1.00		1.50	34	1.50					
Peppers (Bell Type)	ORANGE	each	0.78 - 1.59	889	1.26		1.50	80	1.50	1.48 - 1.66	362	1.50		

Wtd Avg - Simple weighted average



Weekly Grocery Store Specialty Crops Feature Activity  
Friday, April 3, 2026 - Page 17

Commodity	Variety	Unit	NORTHEAST U.S.				SOUTHEAST U.S.				MIDWEST U.S.			
			Price Range	Number of Ads	Wtd Avg Price	% Marked Local	Price Range	Number of Ads	Wtd Avg Price	% Marked Local	Price Range	Number of Ads	Wtd Avg Price	% Marked Local
Peppers (Bell Type)	ORANGE - Greenhouse	per lb	3.99	65	3.99									
Peppers (Bell Type)	ORANGE	per lb	2.99	190	2.99					1.99 - 3.49	165	2.94		
Peppers (Bell Type)	RED - Greenhouse	each	1.00	322	1.00		1.50	34	1.50					
Peppers (Bell Type)	RED	each	0.78 - 1.59	889	1.26		1.50	80	1.50	1.48 - 1.66	362	1.50		
Peppers (Bell Type)	RED - Greenhouse	per lb	3.99	65	3.99									
Peppers (Bell Type)	RED	per lb	2.99	262	2.99					1.99 - 3.49	165	2.94		
Peppers (Bell Type)	YELLOW - Greenhouse	each	1.00	322	1.00		1.50	34	1.50					
Peppers (Bell Type)	YELLOW	each	0.78 - 1.59	889	1.26		1.50	80	1.50	1.48 - 1.66	362	1.50		
Peppers (Bell Type)	YELLOW - Greenhouse	per lb	3.99	65	3.99									
Peppers (Bell Type)	YELLOW	per lb	2.99	190	2.99					1.99 - 3.49	165	2.94		
Plain Parsley		per bunch	0.99 - 1.50	134	1.40									
Radishes		per bunch								0.99	22	0.99		
Rapini/Broccoli Rabe		per lb	1.49 - 4.49	92	2.73									
Salad (Mixed Types)		10-12 oz package	1.99 - 3.30	740	2.21		2.50 - 4.99	111	4.14	1.68 - 4.00	763	2.94		
Salad (Mixed Types)		5-9 oz package	2.00 - 5.99	647	2.67		2.50	38	2.50	2.50 - 3.50	337	3.20		
Salad (Mixed Types)	Spring Mix	10-12 oz package								1.77 - 4.00	318	3.09		
Snow Peas		6 oz bags	3.33	46	3.33									
Spinach		per bunch	1.49 - 2.00	52	1.69					1.50	22	1.50		
Spinach	FLAT TYPE	11 oz package					2.99	74	2.99					
Spinach	FLAT TYPE	5-7 oz package	3.00	24	3.00		2.99 - 3.00	265	3.00	2.99	22	2.99		
Spinach	FLAT TYPE	8-10 oz package	2.50 - 2.95	115	2.61		2.99	37	2.99	4.00	188	4.00		
Squash	Acorn	per lb	1.99	65	1.99									
Squash	Butternut	per lb	0.79 - 1.99	143	1.34		0.98	26	0.98					
Squash	GREY	per lb	0.99	32	0.99									
Squash	Kabocha	per lb	0.95	29	0.95									
Squash	Spaghetti	per lb	1.99	65	1.99									
Squash	Yellow Crookneck/Straightneck	per lb	2.99	38	2.99		1.59 - 1.99	449	1.93	1.59	22	1.59		
Squash	Zucchini	per lb	0.99 - 2.99	223	1.81		1.59 - 1.99	449	1.93	1.59	22	1.59		
Sugar Snap Peas		8 oz bags	3.33	46	3.33									
Sweet Potatoes		3 lb bag	2.99 - 3.50	341	3.15		2.99 - 3.99	501	3.91	3.99	581	3.99		
Sweet Potatoes		per lb	0.47 - 2.00	2239	0.73		0.59 - 0.99	3639	0.75	0.59 - 1.99	2021	0.88		
Tomatoes		per lb	1.99	129	1.99	100				1.99	59	1.99		
Tomatoes	Cherry Type	10 oz package	2.50 - 3.99	183	2.66					3.50	22	3.50		
Tomatoes	GRAPE TYPE	1 pint package	2.49 - 3.99	255	3.57		1.50	187	1.50	3.00	23	3.00		
Tomatoes	GRAPE TYPE - Greenhouse	10 oz package	2.50	185	2.50									
Tomatoes	GRAPE TYPE	10 oz package	2.50 - 3.50	264	3.22		2.50 - 3.00	108	2.66	3.50 - 3.99	384	3.83		
Tomatoes	Plum Type (Roma)	per lb					0.98	26	0.98					

Wtd Avg - Simple weighted average



Weekly Grocery Store Specialty Crops Feature Activity  
Friday, April 3, 2026 - Page 18

Commodity	Variety	Unit	NORTHEAST U.S.				SOUTHEAST U.S.				MIDWEST U.S.			
			Price Range	Number of Ads	Wtd Avg Price	% Marked Local	Price Range	Number of Ads	Wtd Avg Price	% Marked Local	Price Range	Number of Ads	Wtd Avg Price	% Marked Local
Tomatoes	VINE RIPES - Greenhouse	per lb	2.49	59	2.49		1.88	53	1.88		1.99	22	1.99	
Tomatoes	VINE RIPES	per lb	1.99	21	1.99		1.49 - 1.99	1394	1.64					
Tomatoes	Vine Ripes - Heirloom Varieties - Greenhouse	per lb									2.99	60	2.99	
Tomatoes	VINE RIPES - ON THE VINE - Greenhouse	per lb	1.49 - 2.99	412	2.27		1.69 - 2.49	227	1.84		1.49 - 2.97	598	1.73	
Turnip Tops		1 lb bag					2.99	83	2.99		2.99	22	2.99	
Turnip Tops		per bunch					2.99	366	2.99		1.39 - 1.49	870	1.46	
Turnip Tops		per lb									0.99 - 1.49	241	1.21	
<b>OTHER SPECIALTY CROP ITEMS</b>														
Hemp (Seed) Oil		12 oz									8.49	13	8.49	
Hemp Protein		12 oz					10.99	52	10.99					
Hemp Protein		16 oz									11.99	13	11.99	
Hemp Seeds Shelled		16 oz									11.49	13	11.49	
Hemp Seeds Shelled		24 oz	17.99	9	17.99		17.99	52	17.99					
Hemp Seeds Shelled		8 oz	8.09	9	8.09		8.09	52	8.09		6.39 - 9.99	73	9.35	
Honey		12 oz	2.99 - 5.99	612	3.60		3.99	91	3.99		2.89 - 6.99	309	5.66	
Honey		16 oz									6.69	96	6.69	
<b>SEASONAL ITEMS</b>														
Ornamentals	Chrysanthemums	6 inch pot									16.99	199	16.99	
Ornamentals	Chrysanthemums	8 Inch Pot	16.99	322	16.99									
Ornamentals	Daffodils	4 Inch Pot	3.99	72	3.99									
Ornamentals	Daffodils	6 inch pot	8.99	190	8.99		6.00	74	6.00					
Ornamentals	Daffodils	bunched 10s	3.99	72	3.99									
Ornamentals	Longiflorum (Easter Lily)	6 inch pot	7.99 - 11.99	1061	10.35		7.98 - 10.99	2148	9.56		6.99 - 14.99	1022	9.81	
Ornamentals	Longiflorum (Easter Lily)	8 Inch Pot	19.99	72	19.99						24.99	199	24.99	
Ornamentals	Rose, Hybrid Tea	bunched 12s	9.99 - 17.99	150	13.83									
Ornamentals	Tulips	4 Inch Pot					4.99	21	4.99		3.99	22	3.99	
Ornamentals	Tulips	6 inch pot	3.99 - 8.99	447	7.91		6.00 - 7.99	1322	6.97		7.87 - 10.99	96	9.01	
Ornamentals	Tulips	bunched 10s	5.99 - 9.99	1420	7.95		5.99 - 8.49	1725	7.72		8.00 - 12.99	676	10.86	
Ornamentals	Tulips	bunched 15s	7.99	21	7.99									
Ornamentals	Tulips	bunched 7s					6.99 - 8.99	147	8.00					

Wtd Avg - Simple weighted average



Weekly Grocery Store Specialty Crops Feature Activity  
Friday, April 3, 2026 - Page 19

Commodity	Variety	Unit	SOUTH CENTRAL U.S.				SOUTHWEST U.S.				NORTHWEST U.S.			
			Price Range	Number of Ads	Wtd Avg Price	% Marked Local	Price Range	Number of Ads	Wtd Avg Price	% Marked Local	Price Range	Number of Ads	Wtd Avg Price	% Marked Local
<b>FRUIT</b>														
Apples	COSMIC CRISP	per lb					1.99	352	1.99					
Apples	Fuji	per lb	1.39	27	1.39		2.49	80	2.49		1.79	22	1.79	
Apples	Gala/Royal Gala	each	0.33	65	0.33									
Apples	Granny Smith	3 lb bag	3.99	278	3.99		3.99	410	3.99		3.99	123	3.99	
Apples	Granny Smith	per lb	1.39	27	1.39		0.99	61	0.99		0.99	131	0.99	
Apples	Honeycrisp	per lb	2.99 - 3.10	204	3.03		2.99 - 3.10	231	3.04		3.10	22	3.10	
Apples	Jazz	per lb									1.28	81	1.28	100
Apples	Pink Lady/Cripps Pink	per lb	1.39	27	1.39		0.99	42	0.99		0.99	131	0.99	
Apples	Red Delicious	per lb	1.39	27	1.39									
Apples, Processed	Juice	64 oz (1/2 gallon)	1.78 - 3.69	453	2.91		1.79 - 3.49	722	2.77		2.99	72	2.99	
Apples, Processed	Juice	96 oz (3/4 gallon)	3.99	42	3.99									
Avocados	Hass	5 count mesh bags	2.99	103	2.99									
Avocados	Hass	each	0.97 - 1.28	345	1.01		1.25 - 1.66	457	1.34					
Avocados	Hass-Marked Extra Large	each	1.50	160	1.50		1.25 - 3.00	519	1.78					
Avocados	Hass-Marked Large	each	0.98 - 1.99	314	1.74		0.33 - 1.67	533	1.22		1.67	22	1.67	
Avocados	Hass-Marked Medium	each					0.88 - 1.50	345	1.26		1.50	22	1.50	
Avocados	Hass-Marked Small	each	0.25	65	0.25		0.33	46	0.33					
Bananas		per lb					0.69	103	0.69					
Blackberries		1 pint (11-12 oz cntn w/ lid)	3.99	68	3.99		3.99	352	3.99					
Blackberries		5.6-6 oz package	1.49 - 2.99	867	2.19		2.47 - 3.99	279	2.96					
Blueberries		6 oz package					3.99	26	3.99					
Blueberries		9.8 oz package	4.99 - 5.99	241	5.28		3.99 - 4.99	223	4.45					
Cantaloupes		each	1.97 - 3.99	414	2.75		2.50 - 4.99	1079	3.21		1.99 - 3.99	154	2.29	
Cantaloupes		per lb					0.49 - 0.69	359	0.66		0.78	36	0.78	
Clementines		2 lb bag	2.99	68	2.99									
Clementines		3 lb bag					4.99 - 6.00	367	5.21	74				
Clementines		5 lb bag	6.97	95	6.97		5.99	53	5.99					
Dekopon (Shiranui)		each	2.50 - 3.49	358	2.69									
Dekopon (Shiranui)		per lb	3.49 - 4.99	287	3.85		3.49 - 3.88	594	3.61		3.88 - 3.99	258	3.99	
Grapefruit	RED	5 lb bag					6.00	94	6.00					
Grapefruit	RED	each					0.79	23	0.79					
Grapes	Black Seedless	per lb	1.47 - 2.99	218	1.98									
Grapes	Red Seedless	per lb	1.49 - 3.99	725	2.29		1.50 - 4.99	1085	3.83		3.98	81	3.98	
Grapes	White Seedless Type	per lb	1.97 - 3.99	538	3.14		1.99 - 4.99	863	4.26		3.98	81	3.98	
Kiwifruit	Hayward	each					0.50	55	0.50					
Lemons		2 lb bag	2.39 - 2.99	367	2.72									
Lemons		3 lb bag									5.00	184	5.00	
Lemons		each	0.25 - 0.88	107	0.50		0.33 - 0.99	505	0.84		0.79	22	0.79	

Wtd Avg - Simple weighted average



Weekly Grocery Store Specialty Crops Feature Activity  
Friday, April 3, 2026 - Page 20

Commodity	Variety	Unit	Price Range	Number of Ads	Wtd Avg Price	% Marked Local	Price Range	Number of Ads	Wtd Avg Price	% Marked Local	Price Range	Number of Ads	Wtd Avg Price	% Marked Local
Lemons		per lb					0.33 - 0.79	127	0.55					
Limes		each	0.88	42	0.88									
Mangoes	Round Varieties	each	0.98 - 2.00	420	1.48		1.67 - 2.00	229	1.94					
Mangoes	Round Varieties Marked Extra Large	each					1.67	53	1.67					
Mangoes	Round Varieties Marked Large	each	0.99 - 1.50	159	1.20		0.99 - 1.50	260	1.38					
Mangoes	Round Varieties Marked Small	each					0.88	80	0.88					
Mangoes	Yellow Varieties	each	1.39	75	1.39		0.33 - 1.49	292	1.10		1.39	22	1.39	
Mangoes	Yellow Varieties Marked Extra Large	each					1.50	42	1.50					
Oranges	Blood Orange	per lb					1.69	122	1.69					
Oranges	Navel	4 lb bag	3.77 - 3.99	161	3.93									
Oranges	Navel	each	0.33	65	0.33									
Oranges	Navel	per lb	0.97 - 1.99	198	1.46		0.50 - 1.69	606	1.18	24	0.79 - 1.28	140	1.10	
Oranges	Navel, Cara Cara	3 lb bag					4.99	187	4.99		3.99 - 4.99	184	4.66	
Oranges	Navel, Cara Cara	per lb	1.99	95	1.99		1.69	122	1.69		2.49	22	2.49	
Papaya	Maradol/Tainung Types	per lb	0.99	95	0.99		0.79 - 1.29	293	0.98					
Peaches	Various Yellow Flesh Varieties	per lb	2.49	27	2.49									
Pears	Bartlett	per lb	1.99	23	1.99		0.50 - 1.99	471	1.80		1.99	123	1.99	
Pears	Bosc	each	0.33	65	0.33									
Pears	Bosc	per lb	1.99	23	1.99		1.49 - 1.99	483	1.91		1.99	123	1.99	
Pears	D'Anjou	each	0.33	65	0.33									
Pears	D'Anjou	per lb					1.49	73	1.49					
Pineapples		each	1.50 - 3.49	1224	2.11		1.99 - 5.99	1251	3.01		0.88 - 3.49	444	2.35	
Pineapples		per lb					0.29 - 1.99	663	1.17		0.99	84	0.99	
Plantains		per lb	0.67	65	0.67		0.89 - 0.99	95	0.93					
Plums		per lb					1.79	61	1.79					
Raspberries		1 pint (11-12 oz cntr w/ lid)	3.99	175	3.99		3.99	352	3.99					
Raspberries		6 oz package	2.50 - 2.99	395	2.82		2.47 - 3.99	279	2.96					
Strawberries		1 lb package	1.66 - 2.99	987	2.55		1.66 - 4.99	1317	2.83		1.50 - 2.99	282	2.26	
Strawberries		2 lb package	2.88 - 5.99	1072	4.33		2.89 - 4.99	1174	4.30		4.99	178	4.99	
Tangelos		3 lb bag	4.49 - 4.99	426	4.52		4.99	410	4.99		4.99	123	4.99	
Tangelos		per lb					0.69 - 1.69	237	1.20					
Tangerines/Mandarins		2 lb bag	3.79	107	3.79		1.99 - 3.49	126	2.62		2.99	142	2.99	
Tangerines/Mandarins		3 lb bag	2.99 - 4.99	855	3.57		2.99 - 6.00	942	4.36	21	3.99 - 4.49	146	4.07	
Tangerines/Mandarins		5 lb package	7.99	61	7.99									
Tangerines/Mandarins		per lb	1.50	65	1.50		1.50 - 4.99	154	2.78	16	3.99	61	3.99	
Watermelons	Red Flesh Seedless Miniature	each	2.99	68	2.99		4.99	122	4.99					
Watermelons	Red Flesh Seedless Type	each	2.99 - 7.99	210	5.44									
Watermelons	Red Flesh Seedless Type	per lb					0.79	42	0.79					

Wtd Avg - Simple weighted average



Commodity	Variety	Unit	SOUTH CENTRAL U.S.				SOUTHWEST U.S.				NORTHWEST U.S.			
			Price Range	Number of Ads	Wtd Avg Price	% Marked Local	Price Range	Number of Ads	Wtd Avg Price	% Marked Local	Price Range	Number of Ads	Wtd Avg Price	% Marked Local
<b>POTATOES &amp; ONIONS</b>														
Onions, Dry	RED	per lb					0.33	61	0.33		1.99	22	1.99	
Onions, Dry	WHITE	3 lb bag	2.89 - 3.99	381	3.79		2.89 - 3.79	290	3.47					
Onions, Dry	WHITE	per lb					2.49	146	2.49					
Onions, Dry	YELLOW	3 lb bag	1.50 - 2.50	382	2.01									
Onions, Dry	YELLOW	per lb	0.25 - 1.29	355	0.66		0.33 - 0.99	341	0.76		0.48 - 0.89	103	0.57	
Onions, Dry	YELLOW MARKED SWEET	per lb	0.97 - 1.39	562	1.12									
Potatoes	MIXED COLORS	24 oz bag	3.99	64	3.99									
Potatoes	ROUND RED	10 lb bag	3.99	23	3.99									
Potatoes	ROUND RED	24 oz bag	3.99	64	3.99									
Potatoes	ROUND RED	3 lb bag	1.99 - 2.99	306	2.40									
Potatoes	ROUND RED	5 lb bag	2.99 - 4.79	512	4.20		2.50 - 4.99	629	3.90		4.99	123	4.99	
Potatoes	ROUND RED	per lb	1.28	42	1.28		0.49 - 0.99	65	0.81		0.59	23	0.59	
Potatoes	ROUND WHITE	5 lb bag	3.98 - 4.79	381	4.52									
Potatoes	ROUND WHITE	per lb					0.99	42	0.99					
Potatoes	RUSSET	10 lb bag	2.49 - 3.97	587	2.95		2.50 - 3.99	402	3.48		1.50	36	1.50	
Potatoes	RUSSET	5 lb bag	0.99 - 1.99	889	1.75		0.99 - 3.99	766	3.20		0.98 - 3.99	434	3.26	
Potatoes	RUSSET	8 lb bag	3.59	31	3.59									
Potatoes	RUSSET	per lb	0.59 - 1.28	181	1.07		0.49 - 0.99	192	0.93		0.39 - 0.85	83	0.51	73
Potatoes	YELLOW TYPE	24 oz bag	3.99	64	3.99									
Potatoes	YELLOW TYPE	5 lb bag	2.99 - 3.99	238	3.58		2.50 - 4.99	609	3.95		4.99	123	4.99	
Potatoes	YELLOW TYPE	per lb	1.28	42	1.28		0.49	23	0.49		0.59	23	0.59	
<b>VEGETABLES</b>														
Artichokes		each	2.50	60	2.50									
Asparagus	GREEN	per lb	1.49 - 3.99	1282	2.57		1.49 - 3.99	1680	2.48		1.49 - 3.99	767	2.52	
Beans	ROUND GREEN TYPE	12 oz bag	2.50 - 3.49	86	2.98						2.49	61	2.49	
Beans	ROUND GREEN TYPE	per lb	1.49 - 2.29	544	1.98		1.49	169	1.49					
Beets		per lb					0.99	55	0.99					
Bok Choy	BABY BOK CHOY	per lb					1.29	40	1.29					
Broccoli		per lb					0.79 - 1.50	107	1.10					
Broccoli	CROWN CUT	per lb					1.49 - 2.49	195	2.12		1.89	36	1.89	
Brussels Sprouts		1 lb bag	1.89 - 3.00	334	2.09		1.89	95	1.89					
Brussels Sprouts		12 oz bag	3.49	21	3.49									
Brussels Sprouts		2 lb bag					6.99	23	6.99					
Brussels Sprouts		per lb	1.49 - 1.99	553	1.82		1.49 - 2.49	219	2.16					
Cabbage	ROUND GREEN TYPE	per lb	0.50 - 0.79	299	0.70		0.49 - 0.59	116	0.54					
Cactus Leaf (Nopales)		1-1.5 lb bags	2.49	65	2.49		2.49 - 3.50	158	3.11					
Cactus Leaf (Nopales)		per lb	0.99	30	0.99		0.99	46	0.99					
Carrots		per lb	0.50	65	0.50						1.49	23	1.49	
Carrots	BABY PEELED	1 lb bag	1.50	224	1.50		0.99 - 1.50	183	1.33		1.50	61	1.50	

Wtd Avg - Simple weighted average



Weekly Grocery Store Specialty Crops Feature Activity  
Friday, April 3, 2026 - Page 22

Commodity	Variety	Unit	SOUTH CENTRAL U.S.				SOUTHWEST U.S.				NORTHWEST U.S.			
			Price Range	Number of Ads	Wtd Avg Price	% Marked Local	Price Range	Number of Ads	Wtd Avg Price	% Marked Local	Price Range	Number of Ads	Wtd Avg Price	% Marked Local
Carrots	BABY PEELED	2 lb bag	2.50 - 2.77	103	2.61		2.50	392	2.50					
Cauliflower		per lb					0.99 - 1.50	172	1.34		1.89	36	1.89	
Celery		each	1.29 - 2.00	158	1.83		0.79 - 1.49	181	1.13					
Celery		per lb									1.49	23	1.49	
Celery	HEARTS	per package	3.00	60	3.00									
Cilantro		per bunch	0.33 - 0.79	350	0.54		0.33 - 0.50	145	0.43					
Collards		per bunch	1.49	325	1.49									
Corn-Sweet		each					0.50 - 0.79	418	0.74					
Corn-Sweet		trays 4-5 ears film wrapped	5.99	68	5.99		4.99	73	4.99					
Cucumbers		each					0.33 - 0.50	210	0.42		0.79 - 0.95	153	0.81	
Cucumbers	LONG SEEDLESS - Greenhouse	each	0.99	27	0.99		1.25	20	1.25					
Cucumbers	PERSIAN - Greenhouse	16 oz bag	2.50 - 2.98	64	2.73									
Garlic		per sleeve	1.79	65	1.79		1.49 - 2.00	103	1.70					
Jalapeno Peppers		per lb	0.99 - 1.89	358	1.21		0.99 - 1.49	356	1.25					
Jicama		per lb	0.79 - 0.89	95	0.82		0.69 - 0.99	253	0.86					
Lettuce	Green Leaf	each					0.69	40	0.69					
Lettuce	Iceberg	each	0.99 - 1.49	213	1.26									
Lettuce	Red Leaf	each					0.69	40	0.69					
Lettuce	Romaine (Hearts)	3 count	3.99	52	3.99									
Mushrooms	CREMINI	1 lb package	3.00	61	3.00									
Mushrooms	CREMINI	8 oz package	2.99	52	2.99					2.50	23	2.50		
Mushrooms	CREMINI	per lb								2.98 - 3.99	44	3.51		
Mushrooms	PORTOBELLA	per lb								3.99	23	3.99		
Mushrooms	WHITE	1 lb package	3.99	60	3.99									
Mushrooms	WHITE	8 oz package	1.50 - 1.99	182	1.68		1.45 - 1.67	137	1.52		2.50	81	2.50	
Mushrooms	WHITE	per lb					3.48	73	3.48		2.98	21	2.98	
Mustard		per bunch	1.49	325	1.49									
Onions, Green		per bunch	0.79 - 0.99	155	0.87		0.50 - 0.99	137	0.80		0.69 - 0.79	190	0.77	
Onions, Green	BULB TYPE	per bunch	0.77	47	0.77									
Peppers (Bell Type)	ASSORTED COLORS	3 count filmbag	3.98	126	3.98						2.98 - 3.50	144	3.42	
Peppers (Bell Type)	GREEN	each	0.79	23	0.79		0.79	103	0.79					
Peppers (Bell Type)	ORANGE	each	0.97 - 1.50	164	1.31		1.25	20	1.25		1.25	131	1.25	
Peppers (Bell Type)	RED	each	0.97 - 1.50	164	1.31		1.25	20	1.25		1.25	131	1.25	
Peppers (Bell Type)	YELLOW	each	0.97 - 1.48	164	1.30		1.25	20	1.25		1.25	131	1.25	
Poblano Pepper		per lb	1.87	47	1.87		0.99 - 1.99	167	1.45					
Radishes		per bunch					0.50	42	0.50		0.79	23	0.79	
Salad (Mixed Types)		1 lb package	4.99	30	4.99									
Salad (Mixed Types)		10-12 oz package	1.50 - 4.99	615	3.02		2.50	199	2.50		3.33	22	3.33	
Salad (Mixed Types)		5-9 oz package	2.00 - 2.50	198	2.15		2.50	392	2.50		3.33	22	3.33	

Wtd Avg - Simple weighted average



Weekly Grocery Store Specialty Crops Feature Activity  
Friday, April 3, 2026 - Page 23

Commodity	Variety	Unit	SOUTH CENTRAL U.S.				SOUTHWEST U.S.				NORTHWEST U.S.			
			Price Range	Number of Ads	Wtd Avg Price	% Marked Local	Price Range	Number of Ads	Wtd Avg Price	% Marked Local	Price Range	Number of Ads	Wtd Avg Price	% Marked Local
Salad (Mixed Types)	Spring Mix	10-12 oz package	4.99	103	4.99									
Spinach	FLAT TYPE	11 oz package	3.00	64	3.00									
Spinach	FLAT TYPE	5-7 oz package	3.00	64	3.00									
Spinach	FLAT TYPE	8-10 oz package	3.00	98	3.00					1.99	23	1.99		
Squash	GREY	per lb	0.79 - 0.99	95	0.85		0.79	114	0.79					
Squash	Kabocha	per lb					0.89	40	0.89					
Squash	Yellow Crookneck/Straightneck	per lb	1.99	95	1.99									
Squash	Zucchini	per lb	1.99	95	1.99					0.89 - 2.69	58	1.57		
Sweet Potatoes		3 lb bag	1.77 - 3.99	344	2.22		2.09	95	2.09					
Sweet Potatoes		per lb	0.68 - 1.99	768	1.14		0.89 - 1.99	1014	1.57		0.89 - 1.99	326	1.51	
Tomatillos		per lb	0.97	47	0.97		0.99	169	0.99					
Tomatoes	Cherry Type	10 oz package	3.50	33	3.50		3.50 - 4.00	169	3.70					
Tomatoes	GRAPE TYPE	1 pint package					2.50	23	2.50					
Tomatoes	GRAPE TYPE	10 oz package	2.98 - 3.50	422	3.42		2.50 - 4.00	206	3.56		1.99 - 3.50	207	2.89	
Tomatoes	Plum Type (Roma)	per lb					2.99	146	2.99					
Tomatoes	VINE RIPES - ON THE VINE - Greenhouse	per lb	1.79 - 1.99	121	1.95		2.49	122	2.49		1.99	131	1.99	
Turnip Tops		per bunch	1.49	325	1.49									

**OTHER SPECIALTY CROP ITEMS**

Hemp (Seed) Oil		12 oz	8.49	92	8.49		8.49	23	8.49		8.49	26	8.49
Hemp Protein		16 oz	11.99	92	11.99		11.99	23	11.99		11.99	26	11.99
Hemp Seeds Shelled		24 oz									17.99	4	17.99
Hemp Seeds Shelled		8 oz	6.39 - 8.09	232	7.26		6.39	23	6.39		6.39	26	6.39
Honey		12 oz	3.99 - 5.44	173	4.41	17	5.99	380	5.99		3.99 - 5.99	127	5.93
Honey		16 oz	6.19 - 7.99	104	7.37		5.99	73	5.99				

**SEASONAL ITEMS**

Ornamentals	Chrysanthemums	4 Inch Pot	6.99	60	6.99								
Ornamentals	Daffodils	bunched 10s	2.99	68	2.99								
Ornamentals	Longiflorum (Easter Lily)	6 inch pot	9.99 - 12.99	437	11.45		9.88 - 12.99	1308	11.01		9.98 - 12.99	238	11.65
Ornamentals	Longiflorum (Easter Lily)	8 Inch Pot	24.99	42	24.99								
Ornamentals	Tulips	4 Inch Pot					9.99	42	9.99				
Ornamentals	Tulips	6 inch pot	4.89 - 7.99	391	5.82		8.99	317	8.99				
Ornamentals	Tulips	bunched 10s	5.99 - 12.99	404	7.59		5.99 - 11.99	1356	8.89		5.99 - 6.99	273	6.51
Ornamentals	Tulips	bunched 15s					12.99	122	12.99				
Ornamentals	Tulips	bunched 5s									4.50	81	4.50

Wtd Avg - Simple weighted average



Commodity	Variety	Unit	ALASKA U.S.				HAWAII U.S.			
			Price Range	Number of Ads	Wtd Avg Price	% Marked Local	Price Range	Number of Ads	Wtd Avg Price	% Marked Local
<b>FRUIT</b>										
Apples	COSMIC CRISP	per lb	1.99	2	1.99		1.99	23	1.99	
Apples	Envy	3 lb bag	7.49	11	7.49					
Apples	Fuji	3 lb bag					5.49	3	5.49	
Apples	Fuji	per lb	2.49	11	2.49		1.49 - 1.79	11	1.68	
Apples	Gala/Royal Gala	per lb	1.69 - 2.49	12	2.42					
Apples	Granny Smith	3 lb bag	4.99	11	4.99					
Apples	Granny Smith	per lb	1.99 - 2.49	13	2.41					
Apples	Honeycrisp	per lb	2.49 - 2.99	20	2.77		1.99 - 4.34	6	3.56	
Apples, Processed	Juice	64 oz (1/2 gallon)	2.59 - 9.99	42	7.63		2.99	7	2.99	
Avocados	Hass-Marked Large	each					2.34	4	2.34	
Avocados	Hass-Marked Small	each	0.99	1	0.99					
Bananas		per lb					1.29	3	1.29	
Blackberries		1 pint (11-12 oz cntr w/ lid)					3.99	23	3.99	
Blackberries		5.6-6 oz package	2.99 - 4.98	14	3.42					
Blueberries		9.8 oz package	7.99	11	7.99					
Cantaloupes		each					2.99	23	2.99	
Cantaloupes		per lb	1.49	1	1.49					
Dekopon (Shiranui)		per lb	4.49 - 4.99	22	4.74					
Grapes	Red Seedless	per lb	3.29 - 3.49	11	3.45		2.99 - 4.99	50	4.14	
Grapes	White Seedless Type	per lb	3.29 - 3.99	11	3.86		3.99 - 4.99	56	4.40	
Lemons		3 lb bag	5.00	11	5.00					
Lemons		each	1.29	28	1.29		0.99	23	0.99	
Limes		1 pound bags	3.69	2	3.69					
Limes		each	1.29	28	1.29					
Mangoes	Round Varieties	each	2.39	1	2.39					
Mangoes	Round Varieties	per lb					4.49	33	4.49	
Mangoes	Yellow Varieties	each					1.95	4	1.95	
Oranges	Navel, Cara Cara	3 lb bag	5.99	11	5.99					
Oranges	Navel, Cara Cara	per lb					2.39	7	2.39	
Pears	Bartlett	per lb	2.49	11	2.49					
Pears	Bosc	per lb	2.49	11	2.49					
Pineapples		each	3.49 - 6.39	19	4.29					
Raspberries		1 pint (11-12 oz cntr w/ lid)					3.99	23	3.99	
Raspberries		6 oz package	2.99 - 3.88	15	3.20					
Strawberries		1 lb package	2.99 - 4.29	15	3.23		3.99 - 5.99	34	5.08	
Strawberries		2 lb package					3.99	23	3.99	
Tangelos		3 lb bag	5.99	11	5.99					
Tangerines/Mandarins		2 lb bag	9.49	28	9.49		1.99	23	1.99	
Tangerines/Mandarins		3 lb bag	4.99 - 8.49	25	6.59					

Wtd Avg - Simple weighted average



Commodity	Variety	Unit	ALASKA U.S.				HAWAII U.S.			
			Price Range	Number of Ads	Wtd Avg Price	% Marked Local	Price Range	Number of Ads	Wtd Avg Price	% Marked Local
<b>POTATOES &amp; ONIONS</b>										
Onions, Dry	YELLOW	per lb	1.69	28	1.69					
Onions, Dry	YELLOW MARKED SWEET	per lb	1.49	1	1.49		1.69 - 2.39	30	2.23	
Potatoes	MIXED COLORS	per lb	2.49	11	2.49					
Potatoes	ROUND RED	5 lb bag	5.99	11	5.99					
Potatoes	RUSSET	5 lb bag	2.50 - 7.99	32	7.33		4.99	3	4.99	
Potatoes	RUSSET	per lb	0.79	1	0.79		0.79	2	0.79	
Potatoes	YELLOW TYPE	5 lb bag	5.99	11	5.99					
<b>VEGETABLES</b>										
Artichokes		each	3.50	2	3.50					
Asparagus	GREEN	per lb	2.99 - 8.69	43	6.86		3.99 - 4.99	30	4.85	
Beans	ROUND GREEN TYPE	12 oz bag	3.49	2	3.49					
Beans	ROUND GREEN TYPE	per lb	2.49	11	2.49					
Bok Choy		per lb	3.47	11	3.47					
Broccoli		per lb	1.88	3	1.88					
Broccoli	CROWN CUT	per lb	3.49	9	3.49		2.99 - 3.49	27	3.42	
Brussels Sprouts		1 lb bag					3.50	23	3.50	
Brussels Sprouts		per lb	2.49	11	2.49		3.00	4	3.00	
Cabbage	ROUND GREEN TYPE	per lb					1.39	4	1.39	
Carrots		2 lb bag	3.49	2	3.49					
Carrots	BABY PEELED	1 lb bag	1.49	1	1.49					
Carrots	BABY PEELED	2 lb bag	3.29	2	3.29					
Cauliflower		per lb					2.99	3	2.99	
Celery		per lb	1.99	11	1.99		1.99	3	1.99	
Cilantro		per bunch	0.78	3	0.78					
Corn-Sweet		each					0.79	23	0.79	
Cucumbers		each	0.99 - 1.49	10	1.44					
Cucumbers	LONG SEEDLESS - Greenhouse	per lb					4.99	3	4.99	
Lettuce	Green Leaf	each	2.99	11	2.99					
Lettuce	Iceberg	each	4.49	28	4.49		2.99	4	2.99	
Lettuce	Red Leaf	each	2.99	11	2.99					
Lettuce	Romaine	each	2.99	11	2.99					
Lettuce	Romaine	per lb					2.29	3	2.29	
Lettuce	Romaine (Hearts)	3 count					4.99	23	4.99	
Mixed Mini Sweet Peppers		1 lb package	4.89	1	4.89					
Mushrooms	CREMINI	per lb					4.99	2	4.99	
Mushrooms	WHITE	8 oz package	3.99	28	3.99		3.00 - 3.50	30	3.43	
Onions, Green		per bunch	1.50 - 2.69	39	2.35					
Peppers (Bell Type)	ASSORTED COLORS	3 count filmbag	5.99	11	5.99					

Wtd Avg - Simple weighted average



Commodity	Variety	Unit	ALASKA U.S.				HAWAII U.S.			
			Price Range	Number of Ads	Wtd Avg Price	% Marked Local	Price Range	Number of Ads	Wtd Avg Price	% Marked Local
Peppers (Bell Type)	GREEN	per lb	2.19	1	2.19					
Peppers (Bell Type)	ORANGE	each	2.50	2	2.50					
Peppers (Bell Type)	ORANGE	per lb	3.58	3	3.58					
Peppers (Bell Type)	RED	each	2.50	2	2.50					
Peppers (Bell Type)	RED	per lb	3.58	3	3.58					
Peppers (Bell Type)	YELLOW	each	2.50 - 3.58	5	3.15					
Radishes		per bunch	1.50 - 2.69	39	2.35					
Salad (Mixed Types)		10-12 oz package	3.00	2	3.00					
Salad (Mixed Types)		5-9 oz package	1.59	1	1.59					
Snow Peas		8 oz bags	3.49	2	3.49					
Squash	Kabocha	per lb				0.99	2	0.99		
Sugar Snap Peas		8 oz bags	3.49	2	3.49					
Sweet Potatoes		per lb	1.99 - 2.49	15	2.40	2.09	3	2.09		
Tomatoes		per lb				2.49 - 3.39	14	2.83	28	
Tomatoes	Cherry Type	10 oz package	4.00	11	4.00					
Tomatoes	GRAPE TYPE	10 oz package	4.00	11	4.00					
Tomatoes	Plum Type (Roma)	per lb	2.29 - 2.99	11	2.86					
Tomatoes	VINE RIPES - ON THE VINE - Greenhouse	per lb	2.49 - 3.99	29	3.94					
<b>OTHER SPECIALTY CROP ITEMS</b>										
Hemp Seeds Shelled		8 oz	8.19 - 10.87	22	9.53	14.99	33	14.99		
Honey		12 oz	6.99	11	6.99	12.99	33	12.99		
<b>SEASONAL ITEMS</b>										
Ornamentals	Longiflorum (Easter Lily)	6 inch pot	14.99	11	14.99	12.99 - 16.99	50	15.07		
Ornamentals	Tulips	6 inch pot				15.99 - 16.99	27	16.84		
Ornamentals	Tulips	bunched 10s				9.99	23	9.99		
Ornamentals	Tulips	bunched 5s	6.99	11	6.99					

Wtd Avg - Simple weighted average



## NATIONAL ORGANIC SUMMARY

(not including AK & HI)

Fruit								
Commodity	Variety	Unit	THIS WEEK		LAST WEEK		LAST YEAR	
			Number of Ads	Wtd Avg Price	Number of Ads	Wtd Avg Price	Number of Ads	Wtd Avg Price
Apples	Ambrosia	2 lb bag	183	3.99	183	3.99		
Apples	COSMIC CRISP	per lb	414	3.04	284	3.10	1,144	2.49
Apples	Fuji	2 lb bag	859	4.78	825	4.69	715	4.36
Apples	Fuji	per lb	87	2.99	497	2.49	1,467	1.97
Apples	Gala/Royal Gala	2 lb bag	458	4.88	424	4.73	778	4.28
Apples	Gala/Royal Gala	each	20	1.11				
Apples	Gala/Royal Gala	per lb	134	2.89	322	2.49	1,086	1.87
Apples	Granny Smith	2 lb bag	1,606	4.35	712	4.99	742	4.31
Apples	Granny Smith	per lb	27	2.49	322	2.49	17	1.97
Apples	Honeycrisp	2 lb bag	22	5.99				
Apples	Honeycrisp	per lb	67	3.10	465	2.49	7	3.69
Apples	Pink Lady/Cripps Pink	2 lb bag	366	4.99	366	4.99	212	4.78
Apples, Processed	Juice	64 oz (1/2 gallon)	59	3.99	38	3.00		
Avocados	Hass	4 count mesh bags	803	5.32	481	5.54		
Avocados	Hass	each	368	1.78	196	2.05	664	2.44
Avocados	Hass-Marked Large	each	53	1.50			9	2.50
Bananas		per lb	156	0.87	261	0.80	348	0.90
Blackberries		5.6-6 oz package	479	3.63	370	5.17	266	3.48
Blueberries		18 oz package	154	6.99				
Blueberries		6 oz package	34	3.99	277	5.28	344	4.14
Clementines		2 lb bag	190	4.99	190	4.99	1,161	4.20
Kiwifruit	Hayward	1-lb containers with lids	481	5.99	481	5.99	188	2.99
Lemons		1 lb bag	1,195	3.99	1,304	3.88		
Lemons		2 lb bag	671	5.23	549	5.21	214	3.77
Mangoes	Round Varieties	each	225	1.53	21	1.50	361	1.52
Oranges	Navel	3 lb bag	537	5.69	533	5.70	1,427	5.72
Oranges	Navel	4 lb bag	183	5.99	183	5.99	10	4.99
Oranges	Navel	per lb	545	2.18	481	2.21	146	2.07
Oranges	Navel, Cara Cara	3 lb bag	530	5.33	526	5.33		
Oranges	Navel, Cara Cara	8 lb bag	183	8.99				
Pineapples		each	98	4.79	72	3.99		
Raspberries		6 oz package	141	4.40	409	5.10	1,672	4.80
Strawberries		1 lb package	1,281	5.17	3,502	5.05	4,069	4.78
Strawberries		2 lb package	100	7.99	148	4.99	116	8.24
Tangerines/Mandarins		2 lb bag	4,485	4.21	2,436	5.18	907	4.70
Watermelons	Red Flesh Seedless Miniature	each	26	7.99				

Wtd Avg - Simple weighted average



Potatoes & Onions								
Commodity	Variety	Unit	THIS WEEK		LAST WEEK		LAST YEAR	
			Number of Ads	Wtd Avg Price	Number of Ads	Wtd Avg Price	Number of Ads	Wtd Avg Price
Onions, Dry	RED	per lb	154	1.49				
Onions, Dry	YELLOW	3 lb bag	336	4.13	224	4.99	306	4.96
Onions, Dry	YELLOW	per lb	22	2.99	154	1.19	11	1.99
Onions, Dry	YELLOW MARKED SWEET	per lb	60	2.99				
Potatoes	MIXED COLORS	24 oz bag	190	4.99	190	4.99		
Potatoes	ROUND RED	24 oz bag	190	4.99	190	4.99		
Potatoes	ROUND RED	3 lb bag	146	3.50	144	3.78	59	3.99
Potatoes	RUSSET	3 lb bag	266	5.80	187	4.85		
Potatoes	RUSSET	5 lb bag	23	2.99			21	3.75
Potatoes	RUSSET	per lb	154	1.49	154	1.19	154	1.49
Potatoes	YELLOW TYPE	24 oz bag	190	4.99	190	4.99		
Potatoes	YELLOW TYPE	3 lb bag	227	3.67	144	3.78	59	3.99

Vegetables								
Commodity	Variety	Unit	THIS WEEK		LAST WEEK		LAST YEAR	
			Number of Ads	Wtd Avg Price	Number of Ads	Wtd Avg Price	Number of Ads	Wtd Avg Price
Asparagus	GREEN	per lb	2,892	3.56	860	4.88	548	4.39
Beans	ROUND GREEN TYPE	12 oz bag	289	4.87	257	4.81	294	4.92
Broccoli		per bunch	343	2.90	193	4.13	427	2.99
Broccoli		per lb	81	2.98	131	2.49	28	2.26
Broccoli	BABY HYBRID TYPE	per bunch	481	3.34	380	3.32		
Broccoli	CROWN CUT	per lb	38	3.99			184	2.26
Brussels Sprouts		1 lb bag	481	4.43	481	4.43	9	3.49
Cabbage	ROUND GREEN TYPE	per lb	37	1.99	154	0.99		
Carrots		2 lb bag	316	2.50	74	2.49	75	1.99
Carrots		per bunch	224	3.03	20	2.99	35	2.99
Carrots		per lb	154	1.29	154	1.29	154	1.29
Carrots	BABY PEELED	1 lb bag	390	1.92	42	1.79	2,943	1.71
Carrots	Baby Peeled Type Mixed Color	12 oz bag	20	2.99	24	2.50		
Cauliflower		each	257	3.99	460	3.56	112	3.16
Cauliflower		per lb	21	1.48			151	2.54
Celery		each	130	2.90			424	2.34
Celery	HEARTS	per package	61	3.30	62	3.43	652	3.63
Cilantro		per bunch	146	1.89				
Cucumbers	PERSIAN - Greenhouse	5-6 ct trays filmwrapped	9	3.98				
Kale		per bunch	40	2.08	169	2.77	184	2.41
Lettuce	Iceberg	each	183	3.49	183	3.49	197	3.49
Lettuce	Romaine (Hearts)	3 count	206	3.73	121	3.77	91	4.05
Mushrooms	CREMINI	8 oz package	122	3.00	109	3.79	26	3.36
Mushrooms	WHITE	8 oz package	214	3.09	506	3.46	231	2.64
Onions, Green		per bunch	146	1.89			53	0.69
Peppers (Bell Type)	ASSORTED COLORS	3 count filmbag	75	4.99				

Wtd Avg - Simple weighted average



Weekly Grocery Store Specialty Crops Feature Activity  
Friday, April 3, 2026 - Page 29

Commodity	Variety	Unit	THIS WEEK		LAST WEEK		LAST YEAR	
			Number of Ads	Wtd Avg Price	Number of Ads	Wtd Avg Price	Number of Ads	Wtd Avg Price
Salad (Mixed Types)		10-12 oz package	550	4.66	399	5.61	381	5.36
Salad (Mixed Types)		5-9 oz package	1,252	3.34	1,049	3.49	1,352	3.56
Salad (Mixed Types)	Spring Mix	10-12 oz package	52	5.99	117	3.76		
Salad (Mixed Types)	Spring Mix	5-9 oz package	212	4.07	84	3.63		
Spinach	FLAT TYPE	5-7 oz package	115	3.06	81	3.98	68	2.99
Spinach	FLAT TYPE	8-10 oz package	137	5.84			322	5.49
Sweet Potatoes		3 lb bag	304	3.00				
Sweet Potatoes		per lb	620	2.55	504	2.49	37	1.99
Tomatoes		per lb	154	2.49			154	2.99
Tomatoes	GRAPE TYPE	1 pint package	334	3.19	576	2.91	462	3.34
Tomatoes	GRAPE TYPE	10 oz package	205	3.76	275	3.99	92	4.27

**Other Specialty Crop Items**

Commodity	Variety	Unit	THIS WEEK		LAST WEEK		LAST YEAR	
			Number of Ads	Wtd Avg Price	Number of Ads	Wtd Avg Price	Number of Ads	Wtd Avg Price
Hemp (Seed) Oil		16 oz	190	16.33	360	13.82	304	16.99
Hemp Protein		12 oz	4	10.99	9	10.99	197	15.49
Hemp Protein		16 oz	141	14.69				
Hemp Protein		32 oz	154	26.49				
Hemp Seeds Shelled		12 oz	476	12.98	579	12.90	777	14.62
Hemp Seeds Shelled		24 oz	65	22.99	356	22.99		
Hemp Seeds Shelled		7 oz	477	8.88	356	10.39	1,097	10.15
Hemp Seeds Shelled		8 oz	65	9.99	347	9.99	197	13.49
Honey		12 oz	51	8.14	297	4.61		
Honey		16 oz	149	11.06	22	11.24		

Wtd Avg - Simple weighted average



### REGIONAL ORGANIC DETAILS

Commodity	Variety	Unit	NORTHEAST U.S.				SOUTHEAST U.S.				MIDWEST U.S.			
			Price Range	Number of Ads	Wtd Avg Price	% Marked Local	Price Range	Number of Ads	Wtd Avg Price	% Marked Local	Price Range	Number of Ads	Wtd Avg Price	% Marked Local
<b>FRUIT</b>														
Apples	Ambrosia	2 lb bag	3.99	183	3.99									
Apples	COSMIC CRISP	per lb	3.10	122	3.10		3.10	86	3.10					
Apples	Fuji	2 lb bag	3.99 - 4.99	373	4.50		4.99	366	4.99		4.97	25	4.97	
Apples	Fuji	per lb	2.99	65	2.99									
Apples	Gala/Royal Gala	2 lb bag	4.99	321	4.99									
Apples	Gala/Royal Gala	per lb	2.49 - 2.99	134	2.89									
Apples	Granny Smith	2 lb bag	3.99 - 4.99	206	4.63		3.99 - 4.99	1311	4.27		4.97	25	4.97	
Apples	Granny Smith	per lb	2.49	27	2.49									
Apples	Honeycrisp	2 lb bag									5.99	22	5.99	
Apples	Honeycrisp	per lb									3.10	67	3.10	
Apples	Pink Lady/Cripps Pink	2 lb bag					4.99	366	4.99					
Apples, Processed	Juice	64 oz (1/2 gallon)	3.99	59	3.99									
Avocados	Hass	4 count mesh bags	4.99 - 5.54	444	5.14		5.54	86	5.54		5.54	67	5.54	
Avocados	Hass	each	2.00	172	2.00						1.67	28	1.67	
Bananas		per lb	0.89	131	0.89						0.77	25	0.77	
Blackberries		5.6-6 oz package	4.79	72	4.79		3.33	52	3.33		3.99	60	3.99	
Blueberries		18 oz package									6.99	13	6.99	
Blueberries		6 oz package					3.99	34	3.99					
Clementines		2 lb bag	4.99	190	4.99									
Kiwifruit	Hayward	1-lb containers with lids	5.99	122	5.99		5.99	86	5.99		5.99	67	5.99	
Lemons		1 lb bag					3.99	1195	3.99					
Lemons		2 lb bag	4.99 - 5.32	312	5.12		5.32	86	5.32		5.32	67	5.32	
Mangoes	Round Varieties	each	1.69	38	1.69		1.50	187	1.50					
Oranges	Navel	3 lb bag	6.99	190	6.99		4.98	52	4.98					
Oranges	Navel	4 lb bag	5.99	183	5.99									
Oranges	Navel	per lb	2.21	122	2.21		2.21	86	2.21		2.21	67	2.21	
Oranges	Navel, Cara Cara	3 lb bag	5.99	183	5.99		4.98	52	4.98					
Oranges	Navel, Cara Cara	8 lb bag	8.99	183	8.99									
Pineapples		each	3.99	72	3.99									
Raspberries		6 oz package	4.00 - 4.79	81	4.70						3.99	60	3.99	
Strawberries		1 lb package	5.32 - 5.99	377	5.77		4.79	86	4.79		3.96 - 5.99	166	4.99	
Strawberries		2 lb package									7.99	39	7.99	
Tangerines/Mandarins		2 lb bag	3.99 - 5.99	747	5.07		2.99 - 5.99	2024	4.71		2.99 - 3.99	790	3.07	
<b>POTATOES &amp; ONIONS</b>														
Onions, Dry	RED	per lb									1.49	13	1.49	
Onions, Dry	YELLOW	3 lb bag	4.99	190	4.99									
Onions, Dry	YELLOW MARKED SWEET	per lb									2.99	60	2.99	

Wtd Avg - Simple weighted average



Weekly Grocery Store Specialty Crops Feature Activity  
Friday, April 3, 2026 - Page 31

Commodity	Variety	Unit	NORTHEAST U.S.				SOUTHEAST U.S.				MIDWEST U.S.			
			Price Range	Number of Ads	Wtd Avg Price	% Marked Local	Price Range	Number of Ads	Wtd Avg Price	% Marked Local	Price Range	Number of Ads	Wtd Avg Price	% Marked Local
Potatoes	MIXED COLORS	24 oz bag	4.99	190	4.99									
Potatoes	ROUND RED	24 oz bag	4.99	190	4.99									
Potatoes	RUSSET	3 lb bag								3.97 - 5.99	224	5.76		
Potatoes	RUSSET	per lb								1.49	13	1.49		
Potatoes	YELLOW TYPE	24 oz bag	4.99	190	4.99									
<b>VEGETABLES</b>														
Asparagus	GREEN	per lb	3.98 - 5.54	131	5.43		2.99 - 5.54	601	3.44		2.99 - 5.54	797	3.20	
Beans	ROUND GREEN TYPE	12 oz bag	4.99	255	4.99		3.99	34	3.99					
Broccoli		per bunch	2.99	322	2.99									
Broccoli	BABY HYBRID TYPE	per bunch	3.34	122	3.34		3.34	86	3.34		3.34	67	3.34	
Broccoli	CROWN CUT	per lb	3.99	38	3.99									
Brussels Sprouts		1 lb bag	4.43	122	4.43		4.43	86	4.43		4.43	67	4.43	
Cabbage	ROUND GREEN TYPE	per lb	1.99	37	1.99									
Carrots		2 lb bag	2.50	316	2.50									
Carrots		per lb								1.29	13	1.29		
Carrots	BABY PEELED	1 lb bag	1.79	145	1.79		1.79	90	1.79		1.79	22	1.79	
Carrots	Baby Peeled Type Mixed Color	12 oz bag	2.99	20	2.99									
Cauliflower		each	3.99	183	3.99		3.99	74	3.99					
Celery		each	2.99	107	2.99									
Celery	HEARTS	per package	3.49	38	3.49									
Cucumbers	PERSIAN - Greenhouse	5-6 ct trays filmwrapped	3.98	9	3.98									
Kale		per bunch	2.50	20	2.50									
Lettuce	Iceberg	each	3.49	183	3.49									
Lettuce	Romaine (Hearts)	3 count	3.99	59	3.99		3.79	74	3.79					
Mushrooms	WHITE	8 oz package	2.99 - 3.99	66	3.29									
Peppers (Bell Type)	ASSORTED COLORS	3 count filmbag	4.99	75	4.99									
Salad (Mixed Types)		10-12 oz package	4.99 - 5.00	195	5.00		5.00	38	5.00		4.99	103	4.99	
Salad (Mixed Types)		5-9 oz package	2.50 - 4.29	209	3.32		2.50	74	2.50		2.97 - 4.00	497	3.45	
Salad (Mixed Types)	Spring Mix	5-9 oz package					4.99	34	4.99		3.99	13	3.99	
Spinach	FLAT TYPE	8-10 oz package	4.99 - 5.99	85	5.75									
Sweet Potatoes		3 lb bag	3.00	9	3.00									
Sweet Potatoes		per lb	2.54	122	2.54		2.54 - 3.00	138	2.71		2.54	67	2.54	
Tomatoes		per lb								2.49	13	2.49		
Tomatoes	GRAPE TYPE	1 pint package	2.99 - 3.34	334	3.19									
Tomatoes	GRAPE TYPE	10 oz package	3.49	183	3.49									
<b>OTHER SPECIALTY CROP ITEMS</b>														
Hemp (Seed) Oil		16 oz	13.59	9	13.59						16.76	13	16.76	
Hemp Protein		32 oz								26.49	13	26.49		
Hemp Seeds Shelled		12 oz	13.59	9	13.59		13.59	52	13.59		11.89 - 13.39	26	12.64	

Wtd Avg - Simple weighted average



Weekly Grocery Store Specialty Crops Feature Activity  
 Friday, April 3, 2026 - Page 32

Commodity	Variety	Unit	NORTHEAST U.S.				SOUTHEAST U.S.				MIDWEST U.S.			
			Price Range	Number of Ads	Wtd Avg Price	% Marked Local	Price Range	Number of Ads	Wtd Avg Price	% Marked Local	Price Range	Number of Ads	Wtd Avg Price	% Marked Local
Hemp Seeds Shelled		24 oz	22.99	9	22.99		22.99	52	22.99					
Hemp Seeds Shelled		7 oz	10.39	9	10.39		10.39	52	10.39		7.99	13	7.99	
Hemp Seeds Shelled		8 oz	9.99	9	9.99		9.99	52	9.99					
Honey		12 oz	8.99	9	8.99	100	7.99	38	7.99					
Honey		16 oz					5.99	38	5.99					

Wtd Avg - Simple weighted average



Commodity	Variety	Unit	SOUTH CENTRAL U.S.				SOUTHWEST U.S.				NORTHWEST U.S.			
			Price Range	Number of Ads	Wtd Avg Price	% Marked Local	Price Range	Number of Ads	Wtd Avg Price	% Marked Local	Price Range	Number of Ads	Wtd Avg Price	% Marked Local
<b>FRUIT</b>														
Apples	COSMIC CRISP	per lb	2.79	75	2.79		3.10	109	3.10		3.10	22	3.10	
Apples	Fuji	2 lb bag	4.99	95	4.99									
Apples	Fuji	per lb									2.99	22	2.99	
Apples	Gala/Royal Gala	2 lb bag	4.99	95	4.99		3.79	42	3.79					
Apples	Gala/Royal Gala	each					1.11	20	1.11					
Apples	Granny Smith	2 lb bag	4.99	64	4.99									
Avocados	Hass	4 count mesh bags	5.54	75	5.54		5.54	109	5.54		5.54	22	5.54	
Avocados	Hass	each					1.50	146	1.50		1.99	22	1.99	
Avocados	Hass-Marked Large	each					1.50	53	1.50					
Blackberries		5.6-6 oz package	3.34	107	3.34		3.33	184	3.33		3.33	4	3.33	
Blueberries		18 oz package	6.99	92	6.99		6.99	23	6.99		6.99	26	6.99	
Kiwifruit	Hayward	1-lb containers with lids	5.99	75	5.99		5.99	109	5.99		5.99	22	5.99	
Lemons		2 lb bag	5.32	75	5.32		5.32	109	5.32		5.32	22	5.32	
Oranges	Navel	3 lb bag	4.98	107	4.98		4.98	184	4.98		4.98	4	4.98	
Oranges	Navel	per lb	1.99 - 2.21	139	2.11		2.21	109	2.21		2.21	22	2.21	
Oranges	Navel, Cara Cara	3 lb bag	4.98	107	4.98		4.98	184	4.98		4.98	4	4.98	
Pineapples		each					6.99	26	6.99					
Strawberries		1 lb package	4.98 - 5.32	132	5.18		2.00 - 5.99	375	4.80		4.99 - 5.32	145	5.04	
Strawberries		2 lb package	7.99	61	7.99									
Tangerines/Man darins		2 lb bag	2.99 - 4.99	453	3.11		2.99 - 3.99	410	3.45		4.99	61	4.99	
Watermelons	Red Flesh Seedless Miniature	each					7.99	26	7.99					
<b>POTATOES &amp; ONIONS</b>														
Onions, Dry	RED	per lb	1.49	92	1.49		1.49	23	1.49		1.49	26	1.49	
Onions, Dry	YELLOW	3 lb bag					3.00	146	3.00					
Onions, Dry	YELLOW	per lb									2.99	22	2.99	
Potatoes	ROUND RED	3 lb bag					3.50	146	3.50					
Potatoes	RUSSET	3 lb bag	5.99	42	5.99									
Potatoes	RUSSET	5 lb bag	2.99	23	2.99									
Potatoes	RUSSET	per lb	1.49	92	1.49		1.49	23	1.49		1.49	26	1.49	
Potatoes	YELLOW TYPE	3 lb bag					3.50	146	3.50		3.98	81	3.98	
<b>VEGETABLES</b>														
Asparagus	GREEN	per lb	2.99 - 5.54	608	3.48		2.99 - 5.99	729	3.73		3.98 - 5.54	26	5.30	
Broccoli		per bunch									1.48	21	1.48	
Broccoli		per lb									2.98	81	2.98	
Broccoli	BABY HYBRID TYPE	per bunch	3.34	75	3.34		3.33	109	3.33		3.34	22	3.34	
Brussels Sprouts		1 lb bag	4.43	75	4.43		4.43	109	4.43		4.43	22	4.43	
Carrots		per bunch					2.99	122	2.99		1.48 - 3.48	102	3.07	
Carrots		per lb	1.29	92	1.29		1.29	23	1.29		1.29	26	1.29	
Carrots	BABY PEELED	1 lb bag	2.29	68	2.29		1.79	42	1.79		2.50	23	2.50	

Wtd Avg - Simple weighted average



Weekly Grocery Store Specialty Crops Feature Activity  
Friday, April 3, 2026 - Page 34

Commodity	Variety	Unit	SOUTH CENTRAL U.S.				SOUTHWEST U.S.				NORTHWEST U.S.				
			Price Range	Number of Ads	Wtd Avg Price	% Marked Local	Price Range	Number of Ads	Wtd Avg Price	% Marked Local	Price Range	Number of Ads	Wtd Avg Price	% Marked Local	
Cauliflower		per lb										1.48	21	1.48	
Celery		each										2.50	23	2.50	
Celery	HEARTS	per package					2.99	23	2.99						
Cilantro		per bunch					1.89	146	1.89						
Kale		per bunch					1.67	20	1.67						
Lettuce	Romaine (Hearts)	3 count					3.33 - 3.50	73	3.45						
Mushrooms	CREMINI	8 oz package					3.00	122	3.00						
Mushrooms	WHITE	8 oz package					3.00	148	3.00						
Onions, Green		per bunch					1.89	146	1.89						
Salad (Mixed Types)		10-12 oz package	2.99 - 5.99	134	3.59		5.00	80	5.00						
Salad (Mixed Types)		5-9 oz package	2.99 - 3.99	213	3.19		2.99 - 5.00	255	3.54		2.99	4	2.99		
Salad (Mixed Types)	Spring Mix	10-12 oz package	5.99	52	5.99										
Salad (Mixed Types)	Spring Mix	5-9 oz package	3.99	92	3.99		3.33 - 3.99	43	3.68		2.99 - 3.99	30	3.86		
Spinach	FLAT TYPE	5-7 oz package	3.00	95	3.00		3.33	20	3.33						
Spinach	FLAT TYPE	8-10 oz package	5.99	52	5.99										
Sweet Potatoes		3 lb bag	3.00	107	3.00		3.00	184	3.00		3.00	4	3.00		
Sweet Potatoes		per lb	2.54	75	2.54		1.99 - 2.54	135	2.43		2.49 - 2.54	83	2.50		
Tomatoes		per lb	2.49	92	2.49		2.49	23	2.49		2.49	26	2.49		
Tomatoes	GRAPE TYPE	10 oz package									5.99	22	5.99		
<b>OTHER SPECIALTY CROP ITEMS</b>															
Hemp (Seed) Oil		16 oz	16.76	92	16.76		14.99 - 16.76	46	15.88		13.59 - 16.76	30	16.34		
Hemp Protein		12 oz									10.99	4	10.99		
Hemp Protein		16 oz	14.69	92	14.69		14.69	23	14.69		14.69	26	14.69		
Hemp Protein		32 oz	26.49	92	26.49		26.49	23	26.49		26.49	26	26.49		
Hemp Seeds Shelled		12 oz	11.89 - 13.59	291	12.99		11.89 - 13.39	46	12.64		11.89 - 13.39	52	12.64		
Hemp Seeds Shelled		24 oz									22.99	4	22.99		
Hemp Seeds Shelled		7 oz	7.79 - 10.39	324	8.83		7.99	23	7.99		7.79 - 10.39	56	8.07		
Hemp Seeds Shelled		8 oz									9.99	4	9.99		
Honey		12 oz									7.69	4	7.69		
Honey		16 oz	12.79	107	12.79						12.79	4	12.79		

Wtd Avg - Simple weighted average



Commodity	Variety	Unit	ALASKA U.S.				HAWAII U.S.			
			Price Range	Number of Ads	Wtd Avg Price	% Marked Local	Price Range	Number of Ads	Wtd Avg Price	% Marked Local
<b>FRUIT</b>										
Apples	COSMIC CRISP	per lb					4.34	4	4.34	
Apples	Granny Smith	per lb	1.58	3	1.58					
Avocados	Hass	4 count mesh bags					7.76	4	7.76	
Grapefruit	RED	each	1.88	3	1.88					
Kiwifruit	Hayward	1-lb containers with lids					7.76	4	7.76	
Lemons		2 lb bag					7.45	4	7.45	
Oranges	Navel	per lb	2.19 - 2.29	3	2.26		3.10	4	3.10	
Strawberries		1 lb package	5.89 - 6.99	12	6.90		7.45	4	7.45	
Tangerines/Mandarins		2 lb bag	4.99	11	4.99					
<b>POTATOES &amp; ONIONS</b>										
Potatoes	ROUND RED	3 lb bag	4.49	2	4.49					
Potatoes	YELLOW TYPE	3 lb bag	4.49	2	4.49					
<b>VEGETABLES</b>										
Asparagus	GREEN	per lb	3.99	11	3.99		7.77	4	7.77	
Beets		per bunch	3.29	2	3.29					
Broccoli	BABY HYBRID TYPE	per bunch					4.67	4	4.67	
Brussels Sprouts		1 lb bag					6.21	4	6.21	
Cabbage	ROUND GREEN TYPE	per lb	1.79	1	1.79					
Carrots		per bunch	3.29	2	3.29					
Carrots	BABY PEELED	1 lb bag	2.78	3	2.78					
Leeks		per lb	2.68	3	2.68					
Mixed Mini Sweet Peppers		1 lb package	5.79	11	5.79					
Mushrooms	CREMINI	8 oz package	3.59	1	3.59					
Salad (Mixed Types)		5-9 oz package					4.99	4	4.99	
Salad (Mixed Types)	Spring Mix	5-9 oz package	4.00	11	4.00					
Sweet Potatoes		per lb					3.56	4	3.56	
<b>OTHER SPECIALTY CROP ITEMS</b>										
Hemp Seeds Shelled		7 oz	9.29	11	9.29					
Honey		16 oz	10.49	11	10.49					

Wtd Avg - Simple weighted average

**REGIONAL DEFINITIONS**

As used in this report, regions include the following states:

NORTHEAST U.S.	Connecticut, Delaware, Massachusetts, Maryland, Maine, New Hampshire, New Jersey, New York, Pennsylvania, Rhode Island and Vermont
SOUTHEAST U.S.	Alabama, Florida, Georgia, Mississippi, North Carolina, South Carolina, Tennessee, Virginia and West Virginia
MIDWEST U.S.	Iowa, Illinois, Indiana, Kentucky, Michigan, Minnesota, North Dakota, Nebraska, Ohio, South Dakota and Wisconsin
SOUTH CENTRAL U.S.	Arkansas, Colorado, Kansas, Louisiana, Missouri, New Mexico, Oklahoma, and Texas
SOUTHWEST U.S.	Arizona, California, Nevada and Utah
NORTHWEST U.S.	Idaho, Montana, Oregon, Washington, and Wyoming
ALASKA	Alaska
HAWAII	Hawaii
NATIONAL	Continental United States

1 -- Specialty Crops Market News surveys nearly 271 retailers, comprising over 29,700 individual stores, with online weekly advertised features.

2 -- Date range reflects one week of data collection ending on the report date and encompassing ad pricing good from the Saturday before the report release date through the following Friday.