

AMS 2453/LM XB403

DAILY ESTIMATED CUTOUT VALUES

	Choice <u>600-900#</u>	Select <u>600-900#</u>	Choice/Select Spread
Current Cutout Values:	389.58	387.70	
Change from prior day:	(-4.84)	(-4.89)	

	Choice	Select	Load Count:
Primal Rib	544.56	549.70	
Primal Chuck	329.65	330.74	Choice 82
Primal Round	328.40	330.34	Select 7
Primal Loin	520.10	505.16	Trimming 19
Primal Brisket	344.62	345.78	Grinds 9
Primal Short Plate	304.93	304.93	
Primal Flank	217.25	214.24	

Fresh 50% Trimmings 19 Loads @ 174.75

AMS 2829/NW LS441

USDA BY-PRODUCT DROP VALUE (STEER) - DAILY

13.03 **Change:** (-0.13)

AMS 2466/LM CT100

5 AREA WEEKLY ACCUMULATED WEIGHTED AVG CATTLE PRICE

As of 10:00 am

	Head Count	Avg Weight	Avg Price
Live Steer	32	1,500	238.00
Live Heifer			
Dressed Steer			
Dressed Heifer			

AMS 3208/SJ LS710

DAILY CATTLE SLAUGHTER

Today	105,000
Week Ago	97,000
Year Ago (act)	119,463
Week to Date	429,000
Same Period Last Week	412,000
Same Period Last Year	468,632
Previous Day	Steer and Heifer 87,000 Cow and Bull 20,000

AMS 3209/SJ LS712

	3/28/2026	Last Week	(Actual)
BEEF PRODUCTION	(Estimate)	(Estimate)	
Slaughter	520,000	503,000	609,000
Live Weights	1477	1473	1432
Dressed Weights	901	898	876
Beef Production (millions of pounds)	468	451	532

AMS 2825/NW LS410

USDA BEEF CARCASS PRICE EQUIVALENT INDEX VALUE

	Choice <u>600-900#</u>	Select <u>600-900#</u>	Dressing percent:	
			<u>Steer</u>	<u>Heifer</u>
Change	(-2.27)	(-2.30)	63.60	63.51

AMS 2455/LM XB405

USDA NATIONAL CUTTER COW CARCASS CUTOUT

349.81 0.33 **90% Lean** 451.58

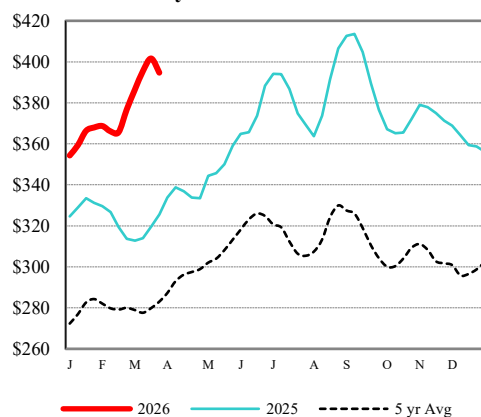
CME LIVE CATTLE

	High	Low	Change	Settle
APR	N/A			
JUN	N/A			
AUG	N/A			

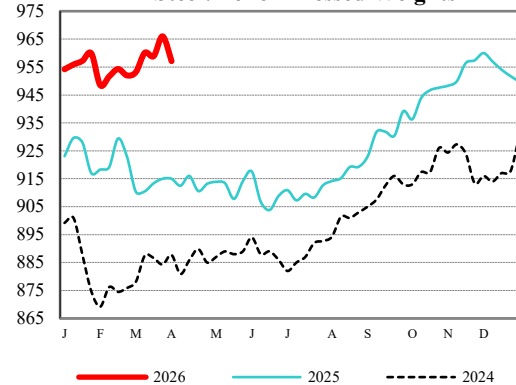
CME FEEDER CATTLE

	High	Low	Change	Settle
APR	N/A			
MAY	N/A			
AUG	N/A			

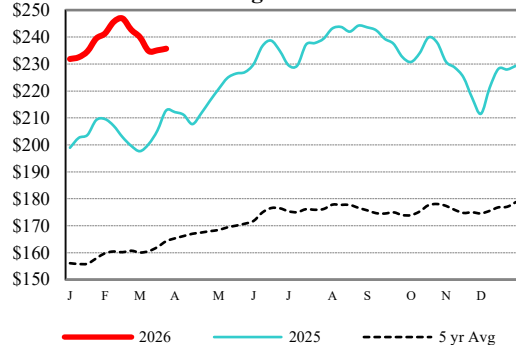
Weekly Choice Cutout



LMR Steer/Heifer Dressed Weights



5 Area Weekly Wtd Avg Steer Price



Weekly Ch/Se Spread

