

[AMS 2453/LM XB403](#)

DAILY ESTIMATED CUTOUT VALUES

	Choice <u>600-900#</u>	Select <u>600-900#</u>	Choice/Select Spread
Current Cutout Values:	394.42	392.59	
Change from prior day:	(-1.07)	(-0.34)	
Primal Rib	554.38	553.73	
Primal Chuck	331.09	336.66	
Primal Round	330.36	329.63	
Primal Loin	528.22	513.10	
Primal Brisket	351.43	351.77	
Primal Short Plate	311.76	311.76	
Primal Flank	226.56	225.19	
			Load Count:
			Total 97
			Choice 74
			Select 9
			Trimming 3
			Grinds 11

Fresh 50% Trimmings 3 Loads @ 193.09

[AMS 2829/NW LS441](#)

USDA BY-PRODUCT DROP VALUE (STEER) - DAILY

13.16 **Change:** 0.70

[AMS 2466/LM CT100](#)

5 AREA WEEKLY ACCUMULATED WEIGHTED AVG CATTLE PRICE

As of 10:00 am

	Head Count	Avg Weight	Avg Price
Live Steer	32	1,500	238.00
Live Heifer			
Dressed Steer			
Dressed Heifer			

[AMS 3208/SJ LS710](#)

DAILY CATTLE SLAUGHTER

Today	107,000	
Week Ago	103,000	
Year Ago (act)	123,338	
Week to Date	324,000	
Same Period Last Week	315,000	
Same Period Last Year	349,169	
Previous Day	Steer and Heifer 87,000	
	Cow and Bull 21,000	

[AMS 3209/SJ LS712](#)

BEEF PRODUCTION	3/28/2026 (Estimate)	Last Week (Estimate)	(Actual)
Slaughter	520,000	503,000	609,000
Live Weights	1477	1473	1432
Dressed Weights	901	898	876
Beef Production (millions of pounds)	468	451	532

[AMS 2825/NW LS410](#)

USDA BEEF CARCASS PRICE EQUIVALENT INDEX VALUE

	Choice <u>600-900#</u>	Select <u>600-900#</u>	Dressing percent:	
			<u>Steer</u>	<u>Heifer</u>
Change	(-1.09)	(-0.72)	63.60	63.52

[AMS 2455/LM XB405](#)

USDA NATIONAL CUTTER COW CARCASS CUTOUT

349.48 0.73 **90% Lean** 451.58

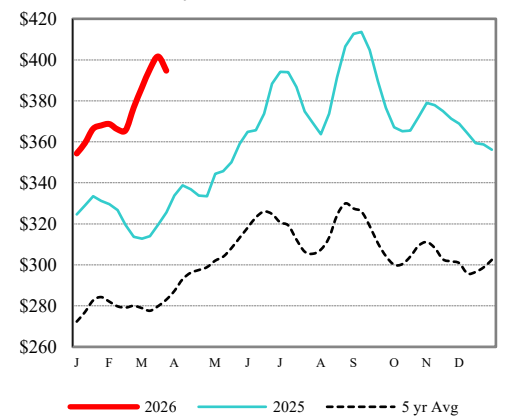
CME LIVE CATTLE

	High	Low	Change	Settle
APR	N/A			
JUN	N/A			
AUG	N/A			

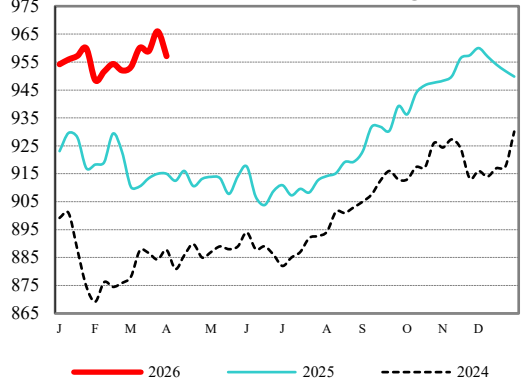
CME FEEDER CATTLE

	High	Low	Change	Settle
APR	N/A			
MAY	N/A			
AUG	N/A			

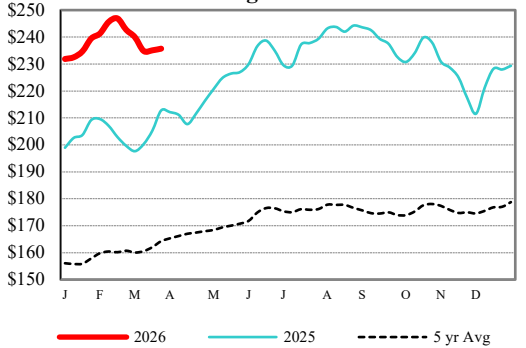
Weekly Choice Cutout



LMR Steer/Heifer Dressed Weights



5 Area Weekly Wtd Avg Steer Price



Weekly Ch/Se Spread

