

[AMS 2453/LM XB403](#)

DAILY ESTIMATED CUTOUT VALUES

	Choice 600-900#	Select 600-900#	Choice/Select Spread (1.81)
Current Cutout Values:	389.85	391.66	
Change from prior day:	(-1.84)	(-3.83)	
Primal Rib	532.80	545.08	
Primal Chuck	330.25	334.79	
Primal Round	333.34	345.24	
Primal Loin	522.74	505.16	
Primal Brisket	336.88	344.61	
Primal Short Plate	307.18	307.18	
Primal Flank	216.84	209.88	
			Load Count:
			Total 93
			Choice 66
			Select 7
			Trimming 8
			Grinds 13

Fresh 50% Trimmings 8 Loads @ 197.14

[AMS 2829/NW LS441](#)

USDA BY-PRODUCT DROP VALUE (STEER) - DAILY

12.34 Change: UNCH

[AMS 2466/LM CT100](#)

5 AREA WEEKLY ACCUMULATED WEIGHTED AVG CATTLE PRICE

As of 10:00 am	Head Count	Avg Weight	Avg Price
Live Steer	205	1,429	234.76
Live Heifer	89	1,225	234.00
Dressed Steer	78	938	372.00
Dressed Heifer			

[AMS 3208/SJ LS710](#)

DAILY CATTLE SLAUGHTER

Today	97,000	
Week Ago	106,000	
Year Ago (act)	120,403	
Week to Date	412,000	
Same Period Last Week	414,000	
Same Period Last Year	485,357	
Previous Day	Steer and Heifer 83,000	Cow and Bull 20,000

[AMS 3209/SJ LS712](#)

BEEF PRODUCTION	3/21/2026 (Estimate)	Last Week (Estimate)	(Actual)
Slaughter	508,000	525,000	558,000
Live Weights	1473	1469	1430
Dressed Weights	898	896	871
Beef Production (millions of pounds)	455	469	485

[AMS 2825/NW LS410](#)

USDA BEEF CARCASS PRICE EQUIVALENT INDEX VALUE

	Choice 600-900#	Select 600-900#	Dressing percent:	
			Steer	Heifer
Change	\$367.66 (-0.96)	\$362.89 (-1.96)	63.10	62.66

[AMS 2455/LM XB405](#)

USDA NATIONAL CUTTER COW CARCASS CUTOUT

349.94 4.44 90% Lean 448.67

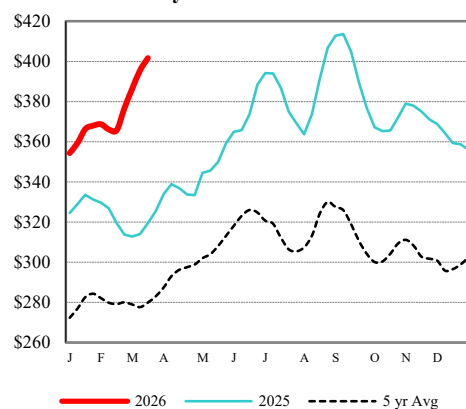
[CME LIVE CATTLE](#)

	High	Low	Change	Settle
APR	N/A			
JUN	N/A			
AUG	N/A			

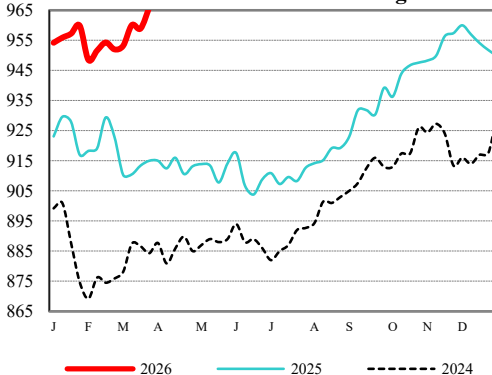
[CME FEEDER CATTLE](#)

	High	Low	Change	Settle
APR	N/A			
MAY	N/A			
AUG	N/A			

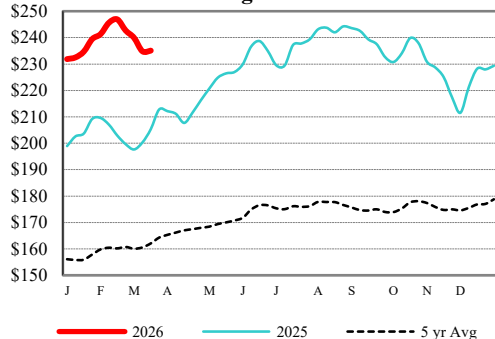
Weekly Choice Cutout



LMR Steer/Heifer Dressed Weights



5 Area Weekly Wtd Avg Steer Price



Weekly Ch/Se Spread

